© Statkraft

FLOOR PLAN (1:20 @ A1)

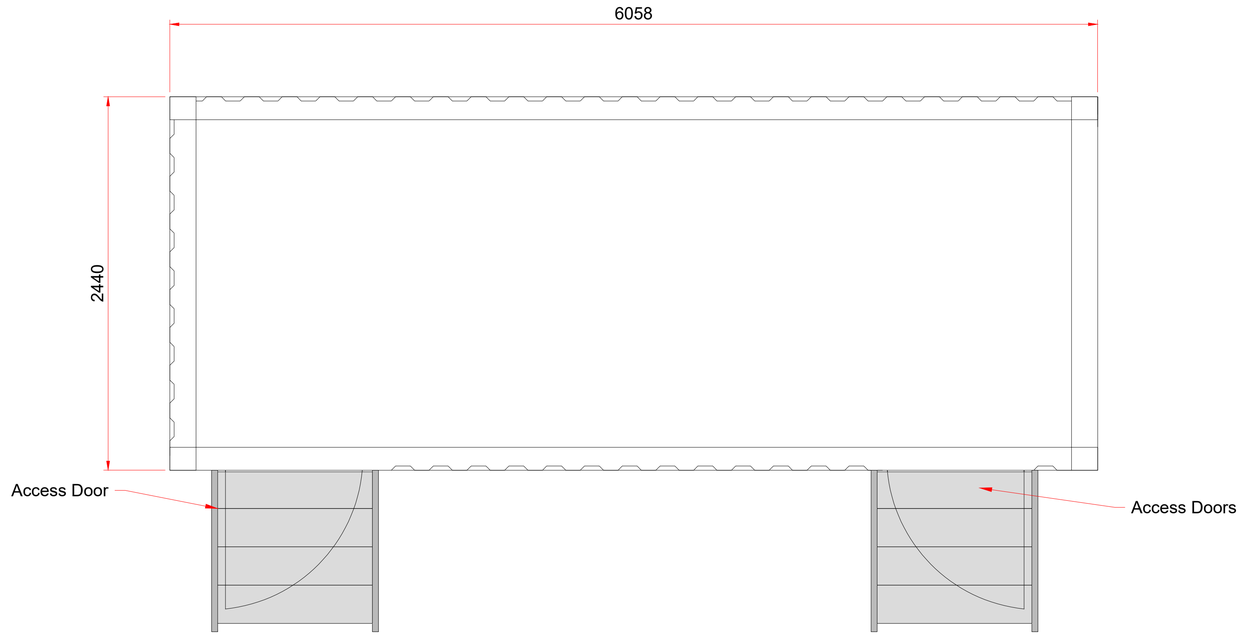

FRONT ELEVATION (1:20 @ A1)

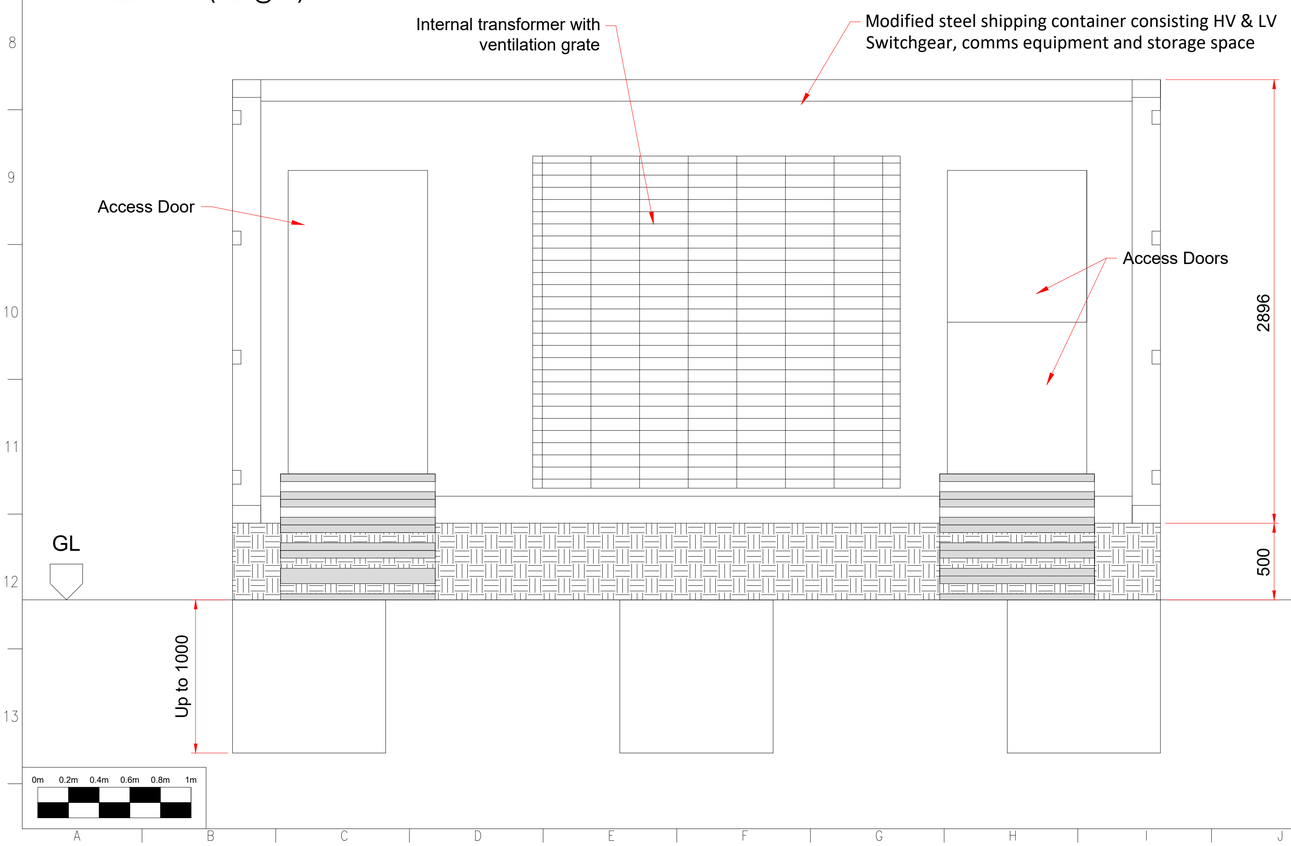

SIDE ELEVATION (1:20 @ A1)

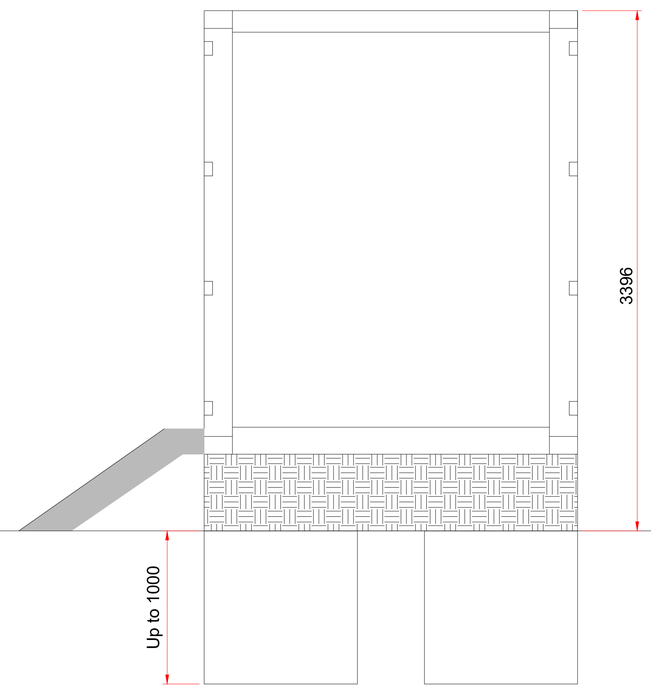

REFERENCES

SUMMARY NOTES

1. All dimensions are in mm.
2. Natural ground slope depends of the project and topography drawing, maximum elevations should be recalculated for each project.

LEGEND

PROPOSAL ONLY
NOT CDM 2015 COMPLIANT

Statkraft

Main office in Oslo
Lilleakerveien 6,
P.O. Box 200, Lilleaker
NO-0216, Oslo

T +47 24 06 70 00
F +47 24 06 70 01

info@statkraft.com
www.statkraft.com

© Statkraft copyright in the drawings, information and data recorded in this document ("the information") is the property of Statkraft. This document and the information are solely for the use of the authorised recipient and this document may not be used, copied or reproduced in whole or part for any purpose other than that for which it was supplied

REV	DATE	DESCRIPTION	DRAWN	APPROVE
0	02/07/2021		CPE	GH

Transformation station	SCALE 1:20 @ A1
SKUKX-SHEEP-000-MCS-252	SHEET 1 of 1

statkraft prints on recycled paper, please recycle