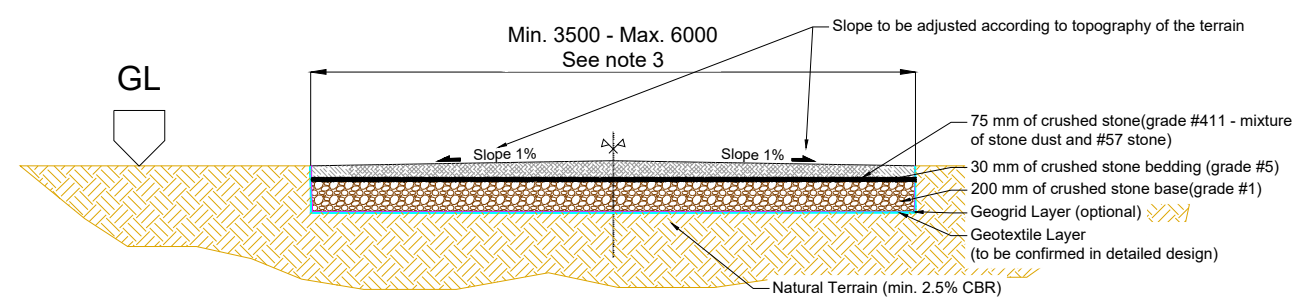
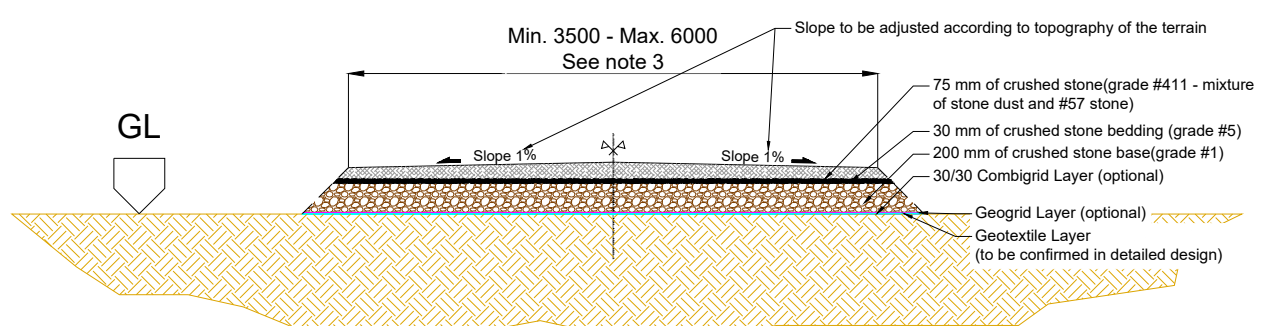


Option 1



Option 2



REFERENCES

NOTES

1. All measurements are in mm unless otherwise specified.
2. The track width will be increased on bends to match the turning circle of the construction/maintenance vehicles.
3. The layout presents two types of track which may be used within the site.
4. Option 2 will be used in sensitive areas where ground disturbance needs to be avoided.

LEGEND


FOR PLANNING



Main office in UK
19th Floor
22 Bishopsgate,
London,
EC2N 4BQ
T +44 (0)20 7549 1000
info@statkraft.com
www.statkraft.com

© Statkraft copyright in the drawings, information and data recorded in this document ("the information") is the property of Statkraft. This document and the information are solely for the use of the authorised recipient and this document may not be used, copied or reproduced in whole or part for any purpose other than that for which it was supplied

0m 1m 2m 3m 4m 5m



REV	DATE	DESCRIPTION	DRAWN	APPROVE
-	31/05/2024	First Issue	GU	AP
Internal Track Section Detail			SCALE	1:50 A3
SCUKX-ALLES-000-MCS-201 (-)			SHEET	1 of 1