

# Red John Pumped Storage Hydro Scheme

Volume 5, Appendix 15.3: Swept  
Path Analysis Drawings

ILI (Highlands PSH) Ltd.

November 2018

### Quality information

<u>Prepared by</u>	<u>Checked by</u>	<u>Verified by</u>	<u>Approved by</u>
<u>Ben Muirhead</u>	<u>Jon Hassel</u>	<u>Catherine Anderson</u>	<u>Catherine Anderson</u>
Graduate Consultant	Principal Consultant	Associate Director	Associate Director

### Revision History

<u>Revision</u>	<u>Revision date</u>	<u>Details</u>	<u>Authorized</u>	<u>Name</u>	<u>Position</u>
1	November 2018	Submission	CA	Catherine Anderson	Associate Director

### Distribution List

<u>#</u>	<u>Hard Copies</u>	<u>PDF Required</u>	<u>Association / Company Name</u>

# Table of Contents

<b>Appendix 15.3 Swept Path Analysis Drawings .....</b>	<b>1</b>
15.1 Introduction .....	1
15.2 Route Assessment Section One – Holm Roundabout to Compound 2.....	2
15.3 Route Assessment Section Two – B852 / B862 Dores Junction to C1064 Site Access .....	94
15.4 Route Assessment Section Three – A9 / B851 Junction to B862 / C1064 Junction.....	126

© 2018 AECOM Limited. All Rights Reserved.

This document has been prepared by AECOM Limited (“AECOM”) for sole use of our client (the “Client”) in accordance with generally accepted consultancy principles, the budget for fees and the terms of reference agreed between AECOM and the Client. Any information provided by third parties and referred to herein has not been checked or verified by AECOM, unless otherwise expressly stated in the document. No third party may rely upon this document without the prior and express written agreement of AECOM.

# Appendix 15.3 Swept Path Analysis Drawings

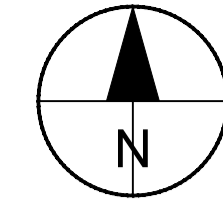
## 15.1 Introduction

15.1.1 The purpose of this document is to supplement Appendix 15.2: Swept Path Analysis Report (EIA Report Volume 5) by providing the results of the Swept Path Analysis (SPA) that was undertaken.

15.2.1 Three sections of the routes to the Development have been analysed to assess their ability to accommodate the anticipated deliveries of construction plant vehicles, materials and components. The three routes are:

- Section One – Holm Roundabout to Compound 2;
- Section Two – B852 / B862 Does Junction to C1064 Site Access; and
- Section Three – A9 / B851 Junction to B862 / C1064 Junction

## 15.2 Route Assessment Section One – Holm Roundabout to Compound 2



**PROJECT**  
**ILI PORTFOLIO EIA**  
**RED JOHN PUMPED**  
**STORAGE HYDRO**

**CLIENT**  
**ILI (Highlands PSH)**  
**Ltd.**

**CONSULTANT**  
 AECOM  
 1 Tanfield  
 EDINBURGH, EH3 5DA  
 +44 (0) 131 301 8600 tel  
 +44 (0) 131 301 8699 fax  
 www.aecom.com

- NOTES**
1. ALL WORKS TO BE EXECUTED IN ACCORDANCE WITH THE SPECIFICATION FOR HIGHWAY WORKS - THE MANUAL OF CONTRACT DOCUMENTS FOR HIGHWAY WORKS, DESIGN MANUAL FOR ROADS AND BRIDGES, TRAFFIC SIGNS MANUAL AND LOCAL COUNCIL GUIDELINES.
  2. ALL DIMENSIONS ARE IN MILLIMETRES UNLESS STATED OTHERWISE. ALL LEVELS ARE IN METRES AND RELATE TO ORDNANCE DATUM.
  3. DO NOT SCALE FROM ANY DRAWING. WORK TO FIGURED DIMENSIONS ONLY. ANY DISCREPANCIES IN DIMENSION ARE TO BE REFERRED TO THE DESIGNER BEFORE WORK IS PUT TO HAND.
  4. ALL DIMENSIONS AND LEVELS ARE TO BE CHECKED ON SITE BY THE CONTRACTOR PRIOR TO PREPARING ANY WORKING DRAWINGS OR COMMENCING ON SITE.
  5. ALL WORKS BY THE CONTRACTOR MUST BE CARRIED OUT IN SUCH A WAY THAT ALL REQUIREMENTS UNDER THE HEALTH AND SAFETY AT WORK ACT ARE SATISFIED.
  6. ALL WORK IS TO BE CARRIED OUT IN COMPLIANCE WITH THE REQUIREMENTS OF THE STATUTORY AUTHORITIES AND CONSTRUCTION DESIGN AND MANAGEMENT REGULATIONS.
  7. DRAWING BASE RECEIVED FROM EMAPSITE. AECOM CANNOT GUARANTEE THEIR ACCURACY. CONTRACTOR TO SATISFY THEMSELVES AS TO THE ACCURACY OF SUCH INFORMATION.

**ISSUE/REVISION**

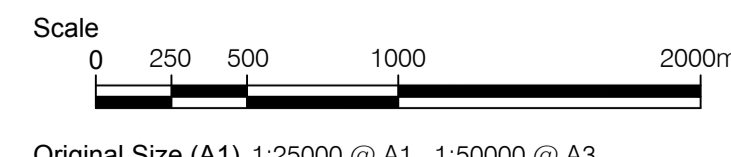
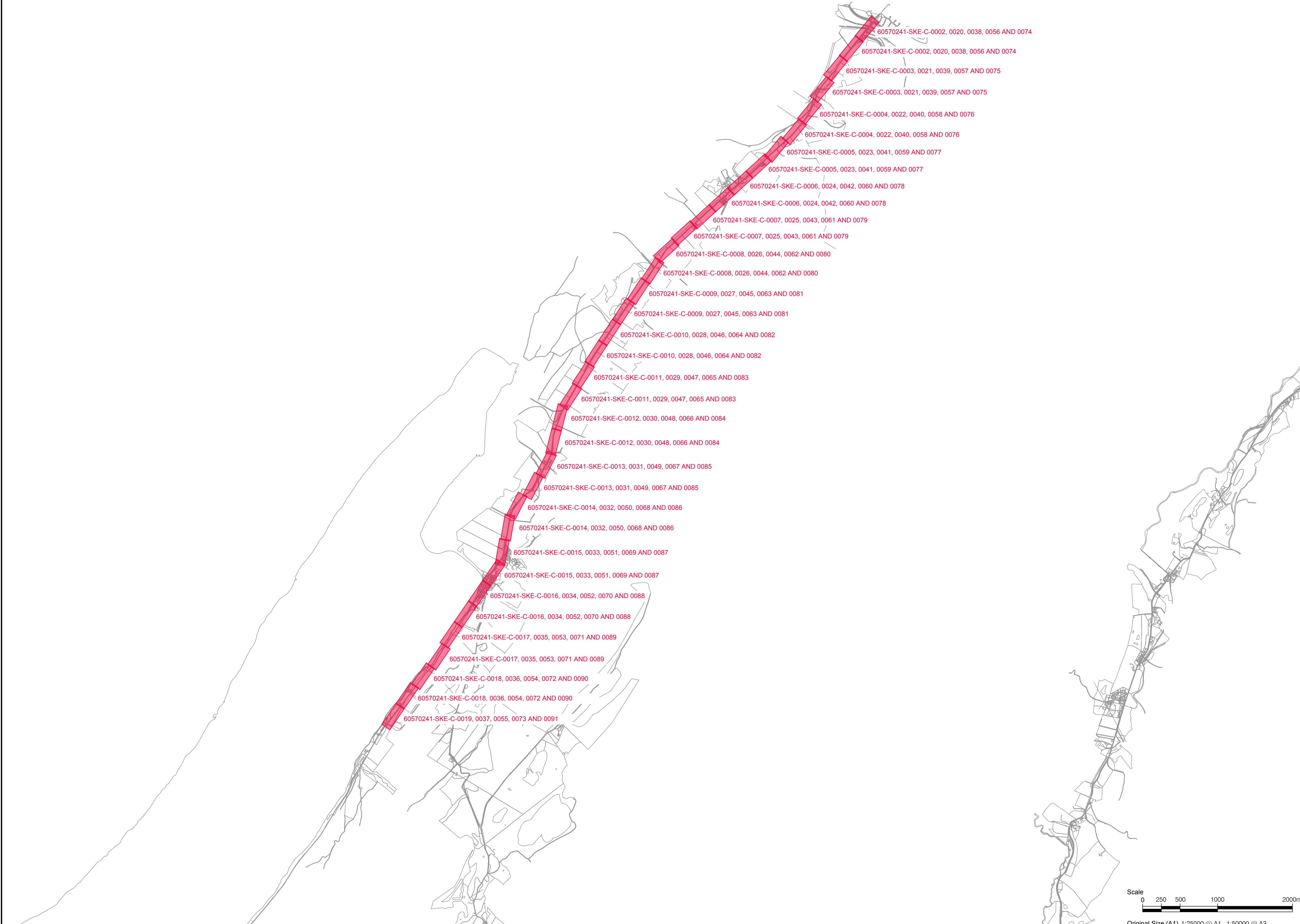
I/R	DATE	DESCRIPTION

**KEY PLAN**

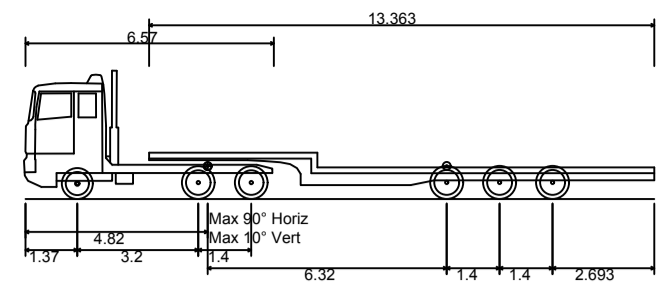
**PROJECT NUMBER**  
 60570241

**SHEET TITLE**  
 B862 TO B852  
 KEY PLAN

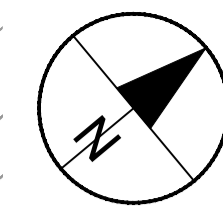
**SHEET NUMBER**  
 60570241-SKE-C-0001



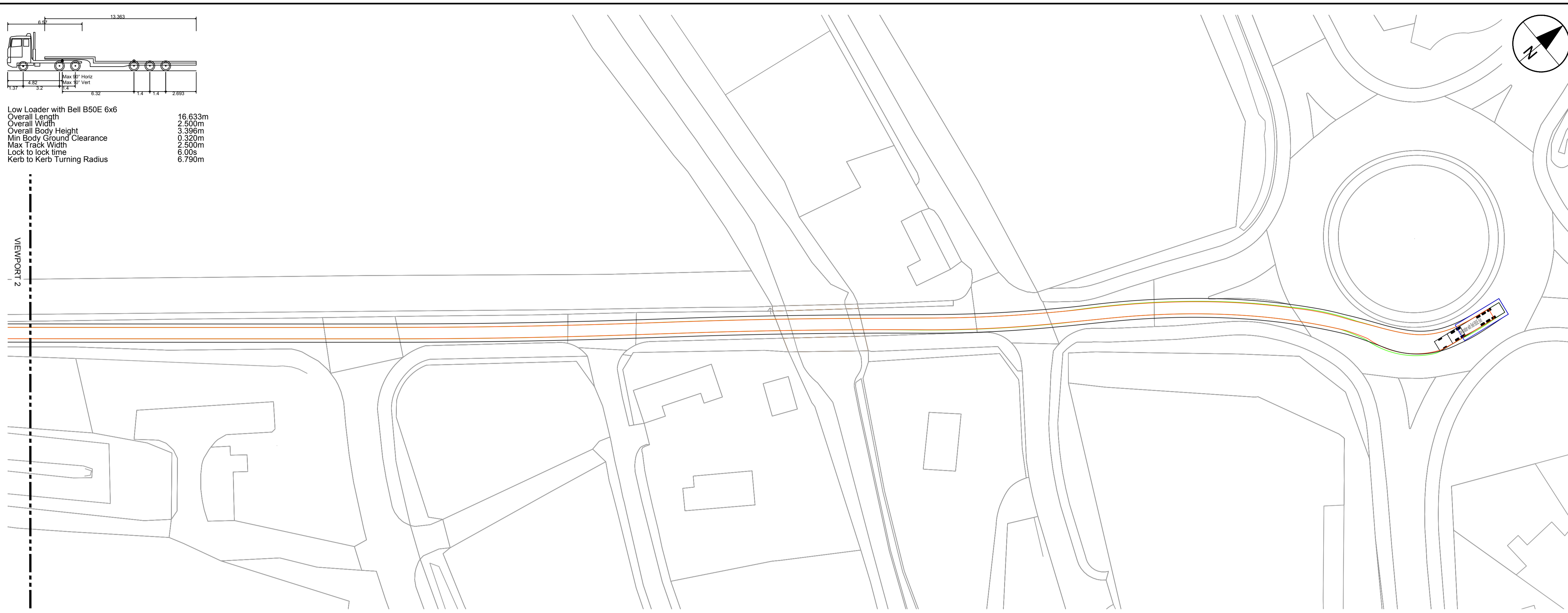
This drawing has been prepared for the use of AECOM's client. It may not be used, modified, reproduced or relied upon by third parties, except as agreed by AECOM or as required by law. AECOM accepts no responsibility, and denies any liability whatsoever, to any party that uses or relies on this drawing without AECOM's express written consent. Do not scale this document. All measurements must be obtained from the stated dimensions.



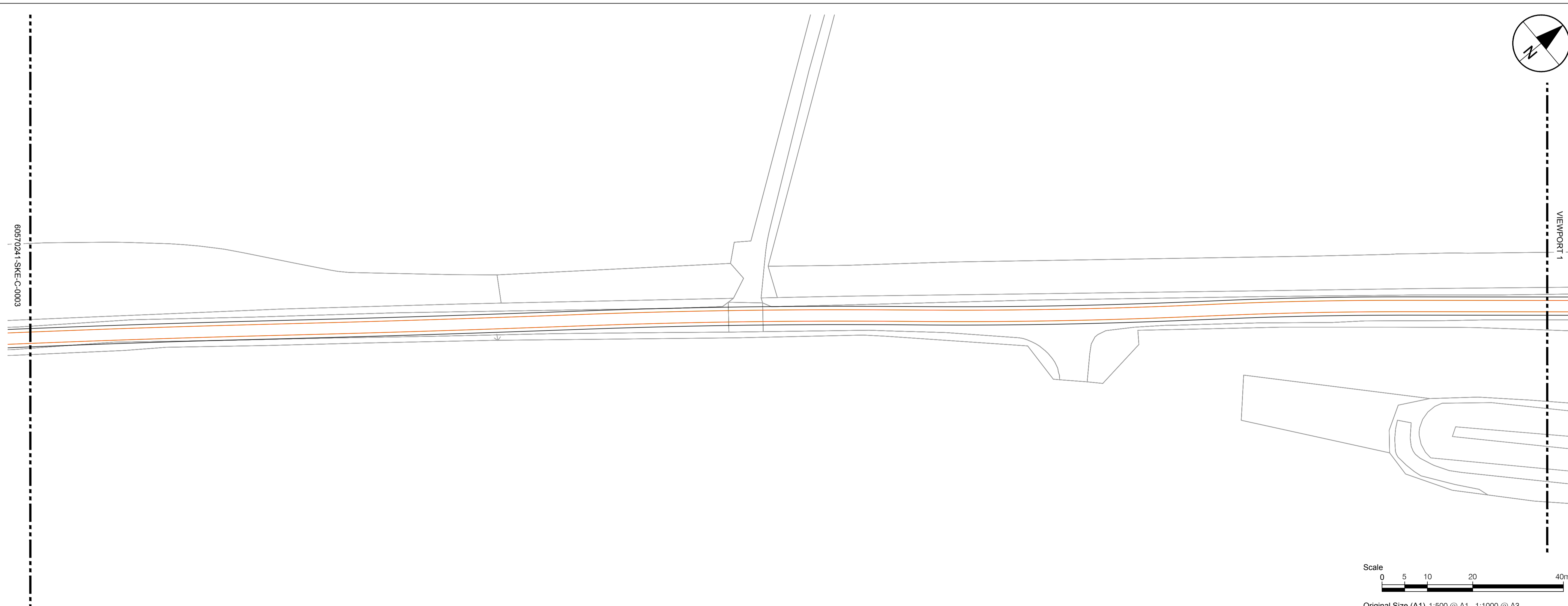
Low Loader with Bell B50E 6x6  
 Overall Length 16.633m  
 Overall Width 2.500m  
 Overall Body Height 3.390m  
 Min Body Ground Clearance 0.320m  
 Max Track Width 2.500m  
 Lock to lock time 6.00s  
 Kerb to Kerb Turning Radius 6.790m



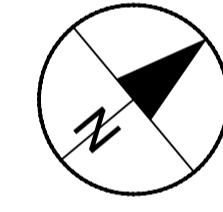
- NOTES**
1. ALL WORKS TO BE EXECUTED IN ACCORDANCE WITH THE SPECIFICATION FOR HIGHWAY WORKS - THE MANUAL OF CONTRACT DOCUMENTS FOR HIGHWAY WORKS, DESIGN MANUAL FOR ROADS AND BRIDGES, TRAFFIC SIGNS MANUAL AND LOCAL COUNCIL GUIDELINES.
  2. ALL DIMENSIONS ARE IN MILLIMETRES UNLESS STATED OTHERWISE. ALL LEVELS ARE IN METRES AND RELATE TO ORDNANCE DATUM.
  3. DO NOT SCALE FROM ANY DRAWING. WORK TO FIGURED DIMENSIONS ONLY. ANY DISCREPANCIES IN DIMENSION ARE TO BE REFERRED TO THE DESIGNER BEFORE WORK IS PUT TO HAND.
  4. ALL DIMENSIONS AND LEVELS ARE TO BE CHECKED ON SITE BY THE CONTRACTOR PRIOR TO PREPARING ANY WORKING DRAWINGS OR COMMENCING ON SITE.
  5. ALL WORKS BY THE CONTRACTOR MUST BE CARRIED OUT IN SUCH A WAY THAT ALL REQUIREMENTS UNDER THE HEALTH AND SAFETY AT WORK ACT ARE SATISFIED.
  6. ALL WORK IS TO BE CARRIED OUT IN COMPLIANCE WITH THE REQUIREMENTS OF THE STATUTORY AUTHORITIES AND CONSTRUCTION DESIGN AND MANAGEMENT REGULATIONS.
  7. DRAWING BASE RECEIVED FROM EMAPSITE. AECOM CANNOT GUARANTEE THEIR ACCURACY. CONTRACTOR TO SATISFY THEMSELVES AS TO THE ACCURACY OF SUCH INFORMATION.



**VIEWPORT 1**



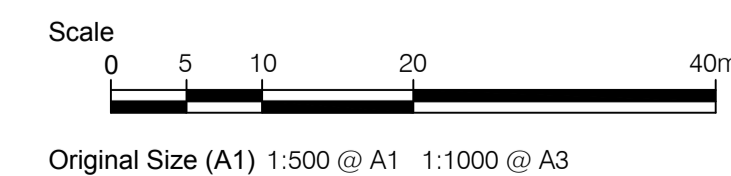
**VIEWPORT 2**



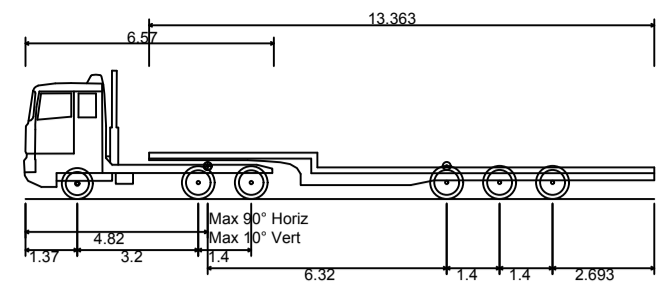
**ISSUE/REVISION**

I/R	DATE	DESCRIPTION

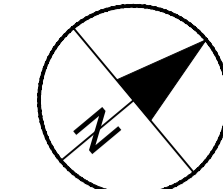
**KEY PLAN**



This drawing has been prepared for the use of AECOM's client. It may not be used, modified, reproduced or relied upon by third parties, except as agreed by AECOM or as required by law. AECOM accepts no responsibility, and denies any liability, whatsoever, to any party that uses or relies on this drawing without AECOM's express written consent. All measurements must be obtained from the stated dimensions.



Low Loader with Bell B50E 6x6	
Overall Length	16.633m
Overall Width	2.500m
Overall Body Height	3.390m
Min Body Ground Clearance	0.320m
Max Track Width	2.500m
Lock to lock time	6.0s
Kerb to Kerb Turning Radius	6.790m




- NOTES**
1. ALL WORKS TO BE EXECUTED IN ACCORDANCE WITH THE SPECIFICATION FOR HIGHWAY WORKS - THE MANUAL OF CONTRACT DOCUMENTS FOR HIGHWAY WORKS, DESIGN MANUAL FOR ROADS AND BRIDGES, TRAFFIC SIGNS MANUAL AND LOCAL COUNCIL GUIDELINES.
  2. ALL DIMENSIONS ARE IN MILLIMETRES UNLESS STATED OTHERWISE. ALL LEVELS ARE IN METRES AND RELATE TO ORDNANCE DATUM.
  3. DO NOT SCALE FROM ANY DRAWING. WORK TO FIGURED DIMENSIONS ONLY. ANY DISCREPANCIES IN DIMENSION ARE TO BE REFERRED TO THE DESIGNER BEFORE WORK IS PUT TO HAND.
  4. ALL DIMENSIONS AND LEVELS ARE TO BE CHECKED ON SITE BY THE CONTRACTOR PRIOR TO PREPARING ANY WORKING DRAWINGS OR COMMENCING ON SITE.
  5. ALL WORKS BY THE CONTRACTOR MUST BE CARRIED OUT IN SUCH A WAY THAT ALL REQUIREMENTS UNDER THE HEALTH AND SAFETY AT WORK ACT ARE SATISFIED.
  6. ALL WORK IS TO BE CARRIED OUT IN COMPLIANCE WITH THE REQUIREMENTS OF THE STATUTORY AUTHORITIES AND CONSTRUCTION DESIGN AND MANAGEMENT REGULATIONS.
  7. DRAWING BASE RECEIVED FROM EMAPSITE. AECOM CANNOT GUARANTEE THEIR ACCURACY. CONTRACTOR TO SATISFY THEMSELVES AS TO THE ACCURACY OF SUCH INFORMATION.

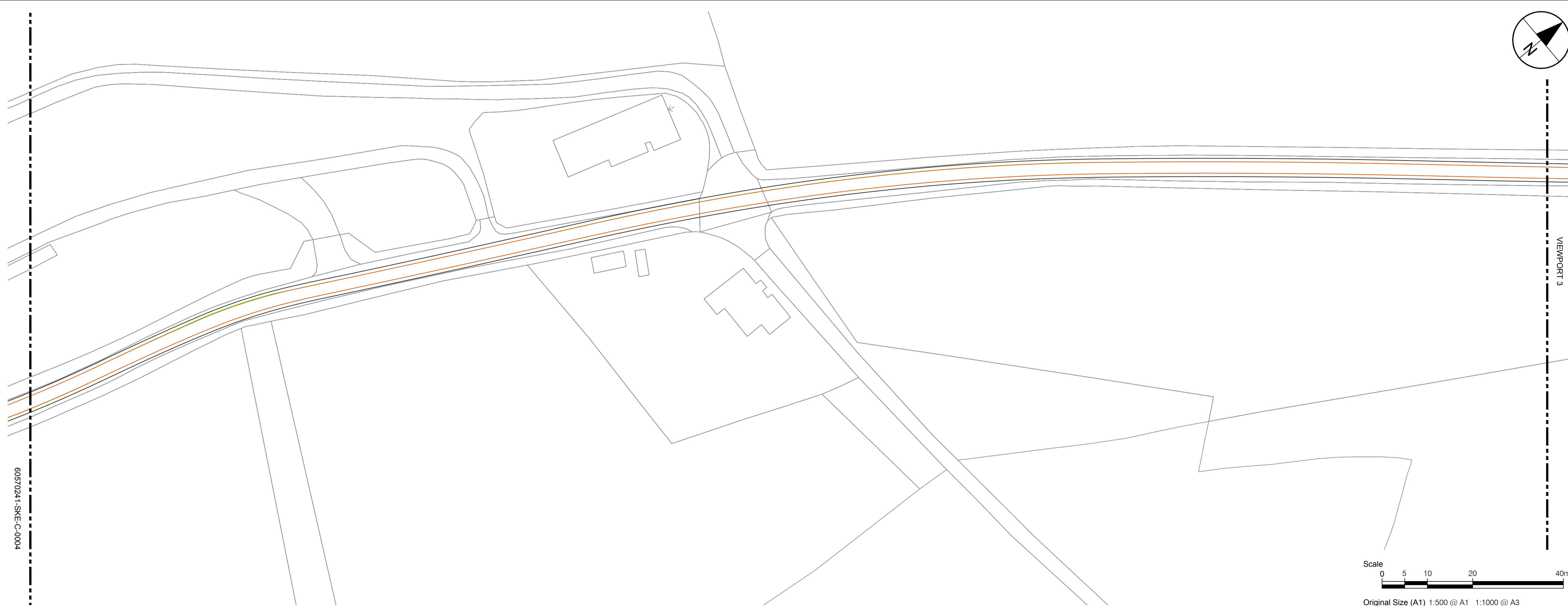
**ISSUE/REVISION**

I/R	DATE	DESCRIPTION

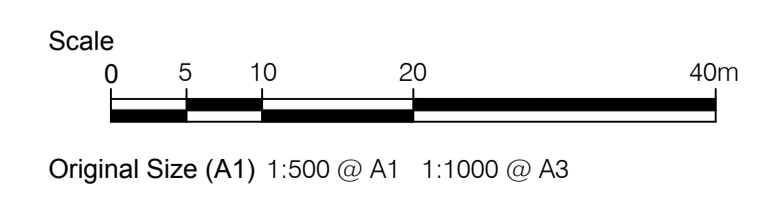
**KEY PLAN**



VIEWPORT 3



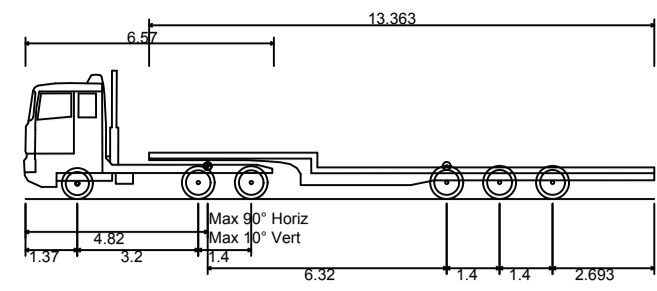
VIEWPORT 4



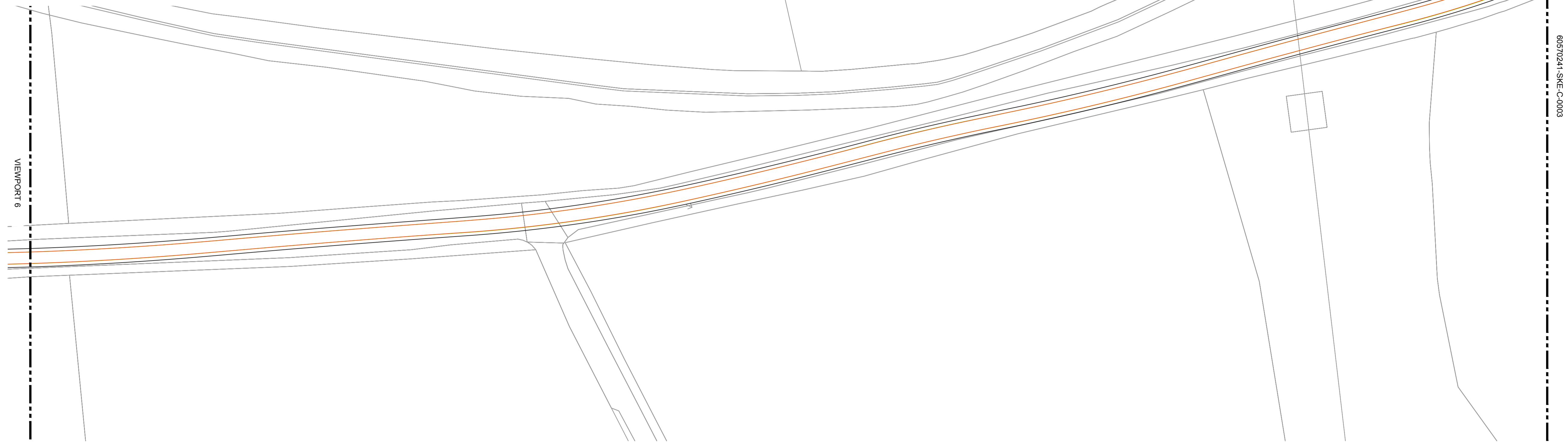
This drawing has been prepared for the use of AECOM's client. It may not be used, modified, reproduced or relied upon by third parties, except as agreed by AECOM or as required by law. AECOM accepts no responsibility, and denies any liability, whatsoever, to any party that uses or relies on this drawing without AECOM's express written consent. All measurements must be obtained from the stated dimensions.



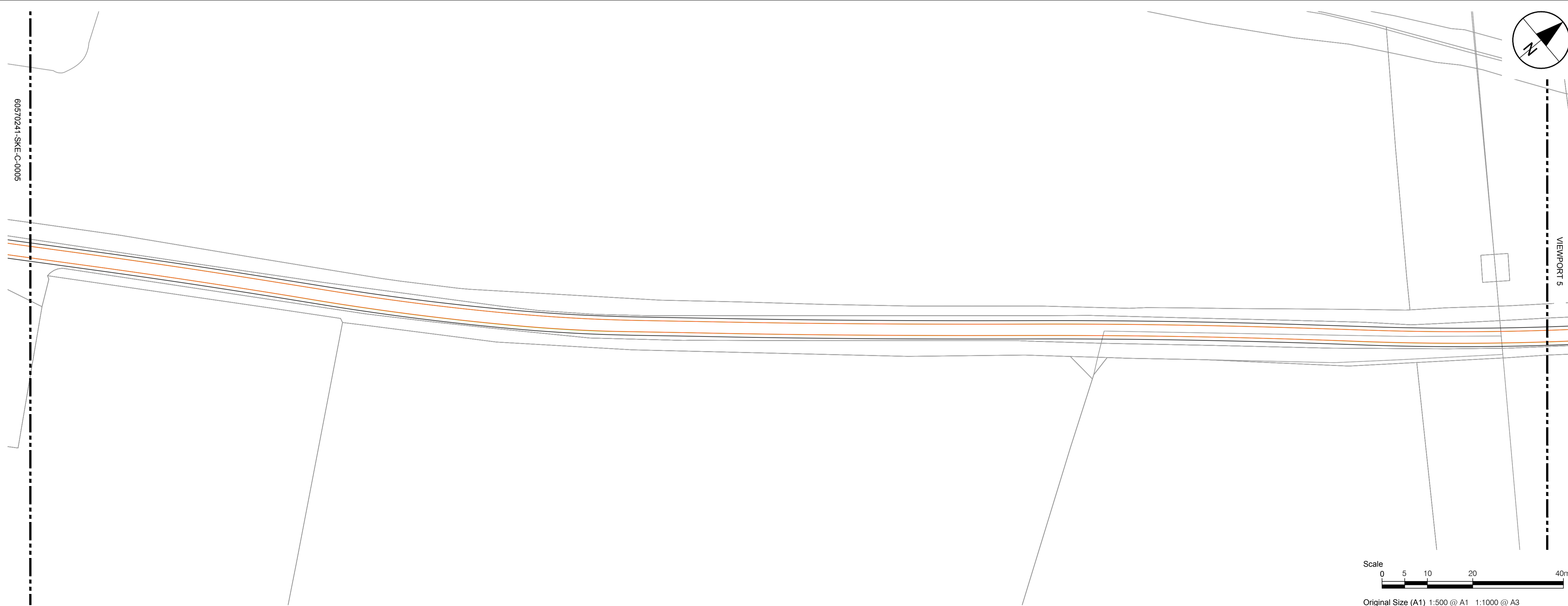
ISO A1 594mm x 841mm  
 Approved: \_\_\_\_\_  
 Checked: \_\_\_\_\_  
 Designer: \_\_\_\_\_  
 Project Management Initials: \_\_\_\_\_



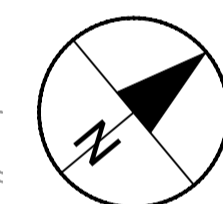
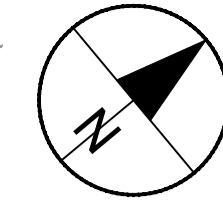
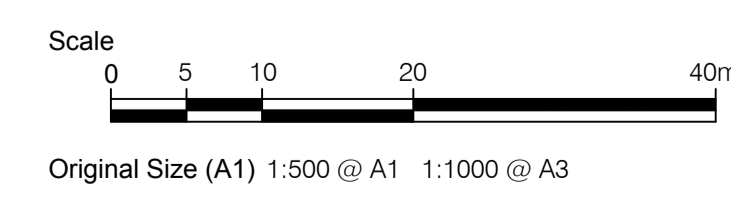
Low Loader with Bell B50E 6x6  
 Overall Length 16.633m  
 Overall Width 2.500m  
 Overall Body Height 3.390m  
 Min Body Ground Clearance 0.320m  
 Max Track Width 2.500m  
 Lock to lock time 6.00s  
 Kerb to Kerb Turning Radius 6.790m



VIEWPORT 5



VIEWPORT 6



This drawing has been prepared for the use of AECOM's client. It may not be used, modified, reproduced or relied upon by third parties, except as agreed by AECOM or as required by law. AECOM accepts no responsibility, and denies any liability, whatsoever, to any party that uses or relies on this drawing without AECOM's express written consent. All measurements must be obtained from the stated dimensions.



**PROJECT**  
 ILI PORTFOLIO EIA  
 RED JOHN PUMPED  
 STORAGE HYDRO

**CLIENT**  
 ILI (Highlands PSH)  
 Ltd.

**CONSULTANT**  
 AECOM  
 1 Tanfield  
 EDINBURGH, EH3 5DA  
 +44 (0) 131 301 8600 tel  
 +44 (0) 131 301 8699 fax  
 www.aecom.com

- NOTES**
1. ALL WORKS TO BE EXECUTED IN ACCORDANCE WITH THE SPECIFICATION FOR HIGHWAY WORKS - THE MANUAL OF CONTRACT DOCUMENTS FOR HIGHWAY WORKS, DESIGN MANUAL FOR ROADS AND BRIDGES, TRAFFIC SIGNS MANUAL AND LOCAL COUNCIL GUIDELINES.
  2. ALL DIMENSIONS ARE IN MILLIMETRES UNLESS STATED OTHERWISE. ALL LEVELS ARE IN METRES AND RELATE TO ORDNANCE DATUM.
  3. DO NOT SCALE FROM ANY DRAWING. WORK TO FIGURED DIMENSIONS ONLY. ANY DISCREPANCIES IN DIMENSION ARE TO BE REFERRED TO THE DESIGNER BEFORE WORK IS PUT TO HAND.
  4. ALL DIMENSIONS AND LEVELS ARE TO BE CHECKED ON SITE BY THE CONTRACTOR PRIOR TO PREPARING ANY WORKING DRAWINGS OR COMMENCING ON SITE.
  5. ALL WORKS BY THE CONTRACTOR MUST BE CARRIED OUT IN SUCH A WAY THAT ALL REQUIREMENTS UNDER THE HEALTH AND SAFETY AT WORK ACT ARE SATISFIED.
  6. ALL WORK IS TO BE CARRIED OUT IN COMPLIANCE WITH THE REQUIREMENTS OF THE STATUTORY AUTHORITIES AND CONSTRUCTION DESIGN AND MANAGEMENT REGULATIONS.
  7. DRAWING BASE RECEIVED FROM EMAPSITE. AECOM CANNOT GUARANTEE THEIR ACCURACY. CONTRACTOR TO SATISFY THEMSELVES AS TO THE ACCURACY OF SUCH INFORMATION.

**ISSUE/REVISION**

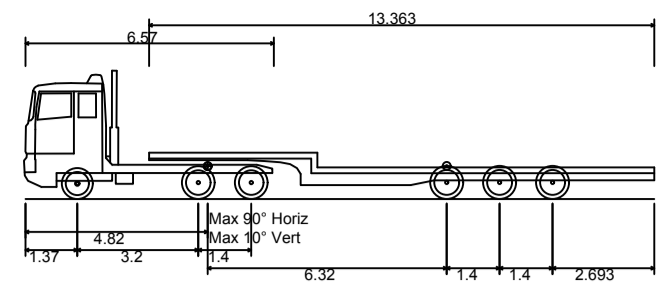
I/R	DATE	DESCRIPTION

**KEY PLAN**

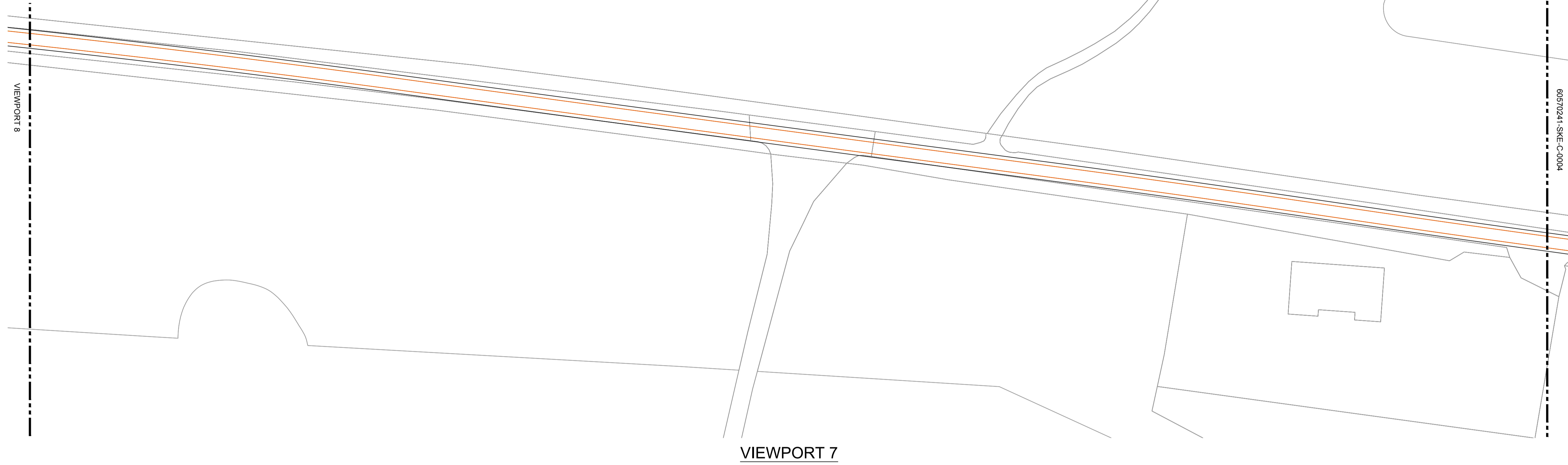
**PROJECT NUMBER**  
 60570241

**SHEET TITLE**  
 B862 TO B852  
 SPA LOW LOADER WITH BELL B50E  
 SHEET 3 OF 18

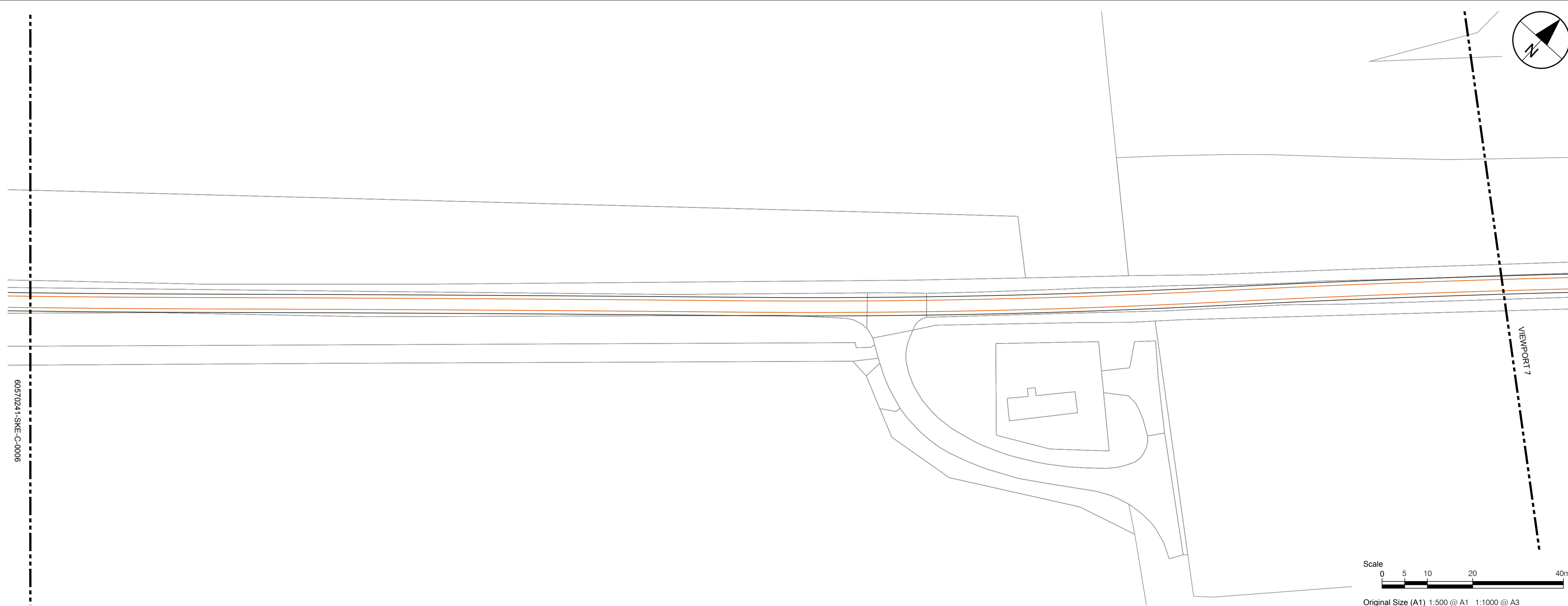
**SHEET NUMBER**  
 60570241-SKE-C-0004



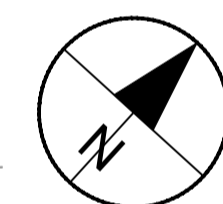
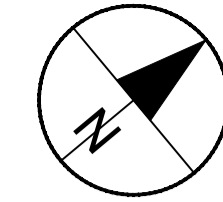
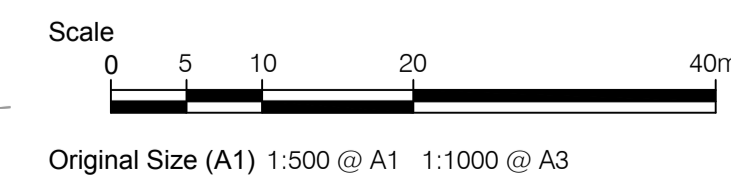
Low Loader with Bell B50E 6x6  
 Overall Length 16.633m  
 Overall Width 2.500m  
 Overall Body Height 3.390m  
 Min Body Ground Clearance 0.320m  
 Max Track Width 2.500m  
 Lock to lock time 6.00s  
 Kerb to Kerb Turning Radius 6.790m



VIEWPORT 7



VIEWPORT 8



- NOTES**
1. ALL WORKS TO BE EXECUTED IN ACCORDANCE WITH THE SPECIFICATION FOR HIGHWAY WORKS - THE MANUAL OF CONTRACT DOCUMENTS FOR HIGHWAY WORKS, DESIGN MANUAL FOR ROADS AND BRIDGES, TRAFFIC SIGNS MANUAL AND LOCAL COUNCIL GUIDELINES.
  2. ALL DIMENSIONS ARE IN MILLIMETRES UNLESS STATED OTHERWISE. ALL LEVELS ARE IN METRES AND RELATE TO ORDNANCE DATUM.
  3. DO NOT SCALE FROM ANY DRAWING. WORK TO FIGURED DIMENSIONS ONLY. ANY DISCREPANCIES IN DIMENSION ARE TO BE REFERRED TO THE DESIGNER BEFORE WORK IS PUT TO HAND.
  4. ALL DIMENSIONS AND LEVELS ARE TO BE CHECKED ON SITE BY THE CONTRACTOR PRIOR TO PREPARING ANY WORKING DRAWINGS OR COMMENCING ON SITE.
  5. ALL WORKS BY THE CONTRACTOR MUST BE CARRIED OUT IN SUCH A WAY THAT ALL REQUIREMENTS UNDER THE HEALTH AND SAFETY AT WORK ACT ARE SATISFIED.
  6. ALL WORK IS TO BE CARRIED OUT IN COMPLIANCE WITH THE REQUIREMENTS OF THE STATUTORY AUTHORITIES AND CONSTRUCTION DESIGN AND MANAGEMENT REGULATIONS.
  7. DRAWING BASE RECEIVED FROM EMAPSITE. AECOM CANNOT GUARANTEE THEIR ACCURACY. CONTRACTOR TO SATISFY THEMSELVES AS TO THE ACCURACY OF SUCH INFORMATION.

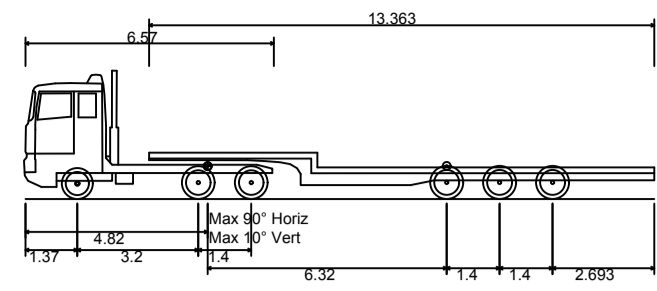
**ISSUE/REVISION**

I/R	DATE	DESCRIPTION

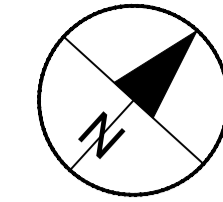
**KEY PLAN**

This drawing has been prepared for the use of AECOM's client. It may not be used, modified, reproduced or relied upon by third parties, except as agreed by AECOM or as required by law. AECOM accepts no responsibility, and denies any liability, whatsoever, to any party that uses or relies on this drawing without AECOM's express written consent. All measurements must be obtained from the stated dimensions.

ISO A1 594mm x 841mm  
 Approved: \_\_\_\_\_  
 Checked: \_\_\_\_\_  
 Designer: \_\_\_\_\_  
 Project Management Initials: \_\_\_\_\_



Low Loader with Bell B50E 6x6  
 Overall Length 16.633m  
 Overall Width 2.500m  
 Overall Body Height 2.500m  
 Min Body Ground Clearance 0.320m  
 Max Track Width 2.500m  
 Lock to lock time 6.03s  
 Kerb to Kerb Turning Radius 6.790m



# AECOM

**PROJECT**  
 ILI PORTFOLIO EIA  
 RED JOHN PUMPED  
 STORAGE HYDRO

**CLIENT**  
 ILI (Highlands PSH)  
 Ltd.

**CONSULTANT**  
 AECOM  
 1 Tanfield  
 EDINBURGH, EH3 5DA  
 +44 (0) 131 301 8600 tel  
 +44 (0) 131 301 8699 fax  
 www.aecom.com

- NOTES**
- ALL WORKS TO BE EXECUTED IN ACCORDANCE WITH THE SPECIFICATION FOR HIGHWAY WORKS - THE MANUAL OF CONTRACT DOCUMENTS FOR HIGHWAY WORKS, DESIGN MANUAL FOR ROADS AND BRIDGES, TRAFFIC SIGNS MANUAL AND LOCAL COUNCIL GUIDELINES.
  - ALL DIMENSIONS ARE IN MILLIMETRES UNLESS STATED OTHERWISE. ALL LEVELS ARE IN METRES AND RELATE TO ORDNANCE DATUM.
  - DO NOT SCALE FROM ANY DRAWING. WORK TO FIGURED DIMENSIONS ONLY. ANY DISCREPANCIES IN DIMENSION ARE TO BE REFERRED TO THE DESIGNER BEFORE WORK IS PUT TO HAND.
  - ALL DIMENSIONS AND LEVELS ARE TO BE CHECKED ON SITE BY THE CONTRACTOR PRIOR TO PREPARING ANY WORKING DRAWINGS OR COMMENCING ON SITE.
  - ALL WORKS BY THE CONTRACTOR MUST BE CARRIED OUT IN SUCH A WAY THAT ALL REQUIREMENTS UNDER THE HEALTH AND SAFETY AT WORK ACT ARE SATISFIED.
  - ALL WORK IS TO BE CARRIED OUT IN COMPLIANCE WITH THE REQUIREMENTS OF THE STATUTORY AUTHORITIES AND CONSTRUCTION DESIGN AND MANAGEMENT REGULATIONS.
  - DRAWING BASE RECEIVED FROM EMAPSITE. AECOM CANNOT GUARANTEE THEIR ACCURACY. CONTRACTOR TO SATISFY THEMSELVES AS TO THE ACCURACY OF SUCH INFORMATION.

**ISSUE/REVISION**

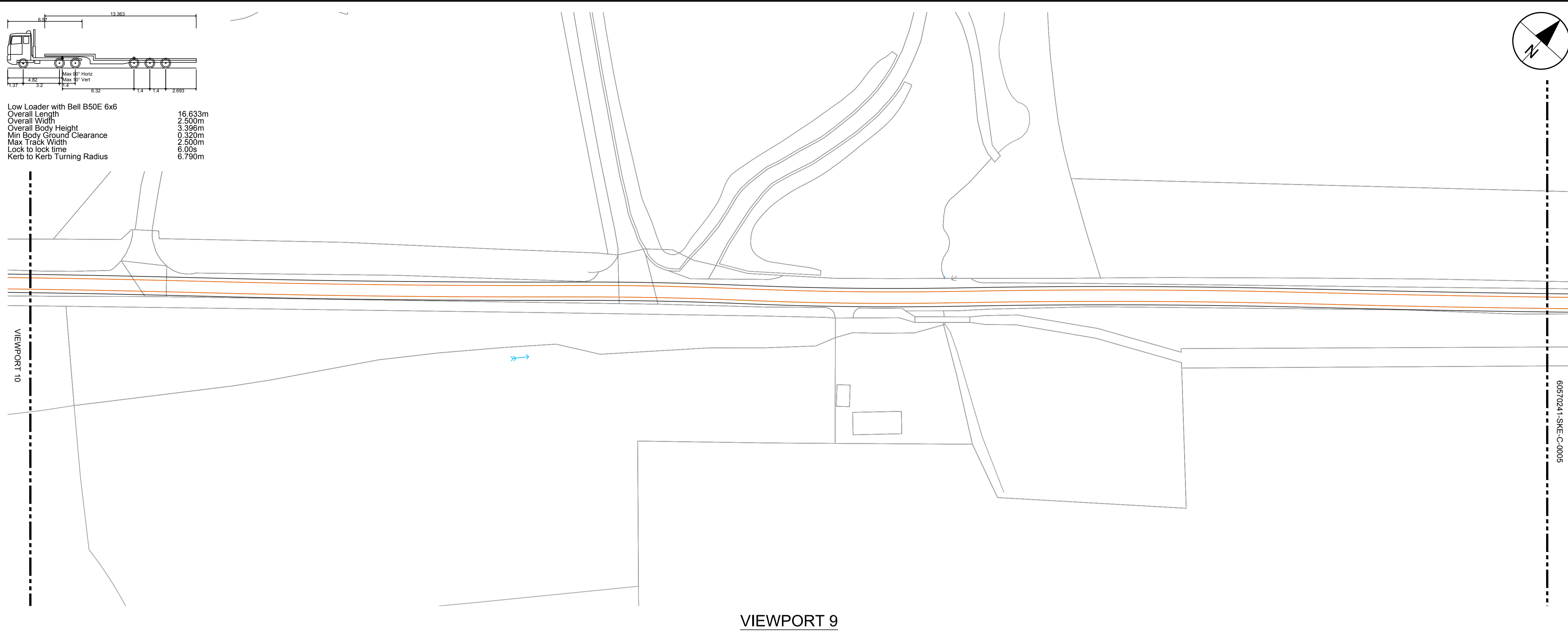
I/R	DATE	DESCRIPTION

**KEY PLAN**

**PROJECT NUMBER**  
 60570241

**SHEET TITLE**  
 B862 TO B852  
 SPA LOW LOADER WITH BELL B50E  
 SHEET 5 OF 18

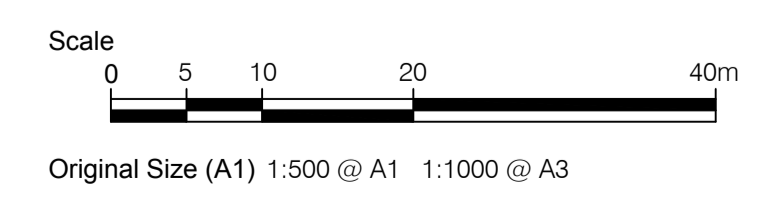
**SHEET NUMBER**  
 60570241-SKE-C-0006



VIEWPORT 9



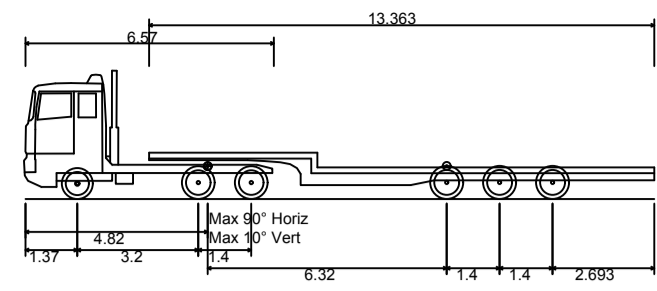
VIEWPORT 10



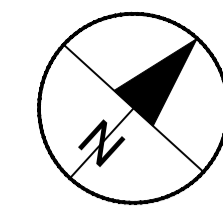
Filename: F:\PROJECTS\DEVELOPMENT - RED JOHN PSH EIA\03 EXECUTION\04 CAD\25-SKETCHES\60570241-SKE-C-0002\00019.DWG  
 Last saved by: SWANSONAJ Last Potted: 2018-10-11

This drawing has been prepared for the use of AECOM's client. It may not be used, modified, reproduced or relied upon by third parties, except as agreed by AECOM or as required by law. AECOM accepts no responsibility, and denies any liability, whatsoever, to any party that uses or relies on this drawing without AECOM's express written consent. All measurements must be obtained from the stated dimensions.

ISO A1 594mm x 841mm  
 Approved: \_\_\_\_\_  
 Checked: \_\_\_\_\_  
 Designer: \_\_\_\_\_  
 Project Management Initials: \_\_\_\_\_



Low Loader with Bell B50E 6x6  
 Overall Length 16.633m  
 Overall Width 2.500m  
 Overall Body Height 2.390m  
 Min Body Ground Clearance 0.320m  
 Max Track Width 2.500m  
 Lock to lock time 6.00s  
 Kerb to Kerb Turning Radius 6.790m



# AECOM

**PROJECT**  
 ILI PORTFOLIO EIA  
 RED JOHN PUMPED  
 STORAGE HYDRO

**CLIENT**  
 ILI (Highlands PSH)  
 Ltd.

**CONSULTANT**  
 AECOM  
 1 Tanfield  
 EDINBURGH, EH3 5DA  
 +44 (0) 131 301 8600 tel  
 +44 (0) 131 301 8699 fax  
 www.aecom.com

- NOTES**
1. ALL WORKS TO BE EXECUTED IN ACCORDANCE WITH THE SPECIFICATION FOR HIGHWAY WORKS - THE MANUAL OF CONTRACT DOCUMENTS FOR HIGHWAY WORKS, DESIGN MANUAL FOR ROADS AND BRIDGES, TRAFFIC SIGNS MANUAL AND LOCAL COUNCIL GUIDELINES.
  2. ALL DIMENSIONS ARE IN MILLIMETRES UNLESS STATED OTHERWISE. ALL LEVELS ARE IN METRES AND RELATE TO ORDNANCE DATUM.
  3. DO NOT SCALE FROM ANY DRAWING. WORK TO FIGURED DIMENSIONS ONLY. ANY DISCREPANCIES IN DIMENSION ARE TO BE REFERRED TO THE DESIGNER BEFORE WORK IS PUT TO HAND.
  4. ALL DIMENSIONS AND LEVELS ARE TO BE CHECKED ON SITE BY THE CONTRACTOR PRIOR TO PREPARING ANY WORKING DRAWINGS OR COMMENCING ON SITE.
  5. ALL WORKS BY THE CONTRACTOR MUST BE CARRIED OUT IN SUCH A WAY THAT ALL REQUIREMENTS UNDER THE HEALTH AND SAFETY AT WORK ACT ARE SATISFIED.
  6. ALL WORK IS TO BE CARRIED OUT IN COMPLIANCE WITH THE REQUIREMENTS OF THE STATUTORY AUTHORITIES AND CONSTRUCTION DESIGN AND MANAGEMENT REGULATIONS.
  7. DRAWING BASE RECEIVED FROM EMAPSITE. AECOM CANNOT GUARANTEE THEIR ACCURACY. CONTRACTOR TO SATISFY THEMSELVES AS TO THE ACCURACY OF SUCH INFORMATION.

**ISSUE/REVISION**

I/R	DATE	DESCRIPTION

**KEY PLAN**

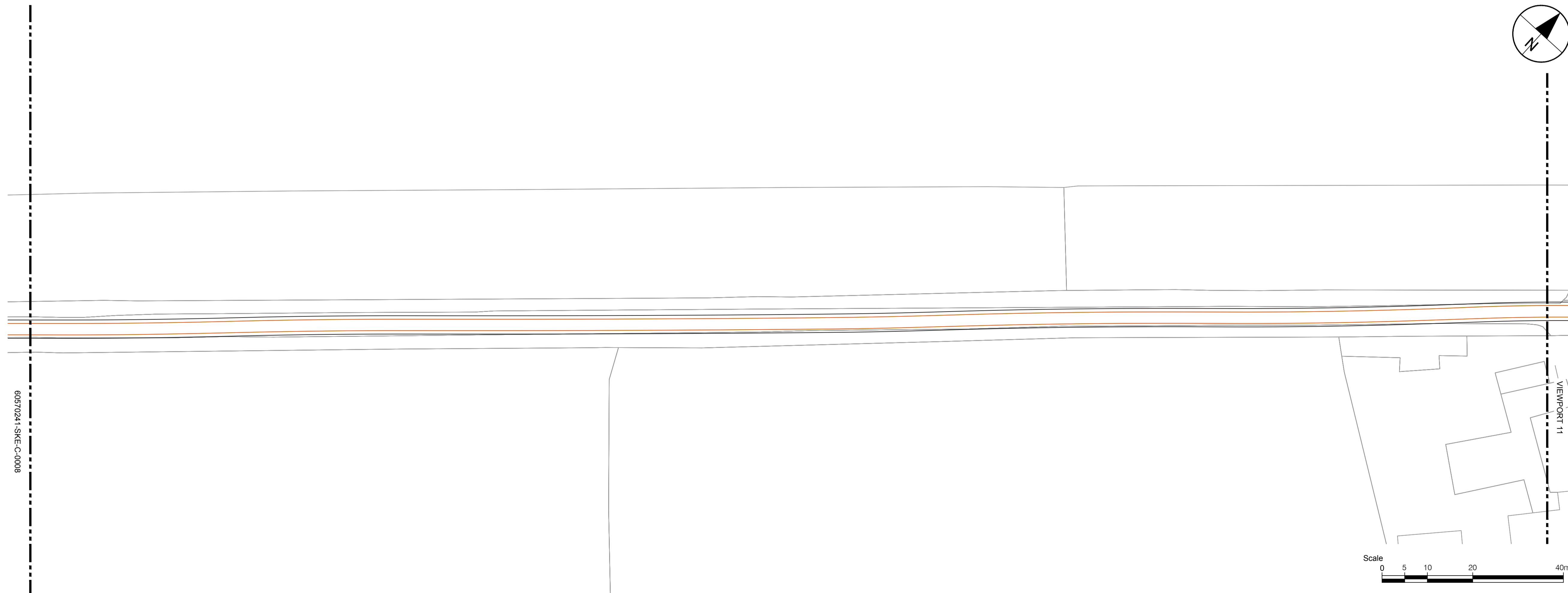
**PROJECT NUMBER**  
 60570241

**SHEET TITLE**  
 B862 TO B852  
 SPA LOW LOADER WITH BELL B50E  
 SHEET 6 OF 18

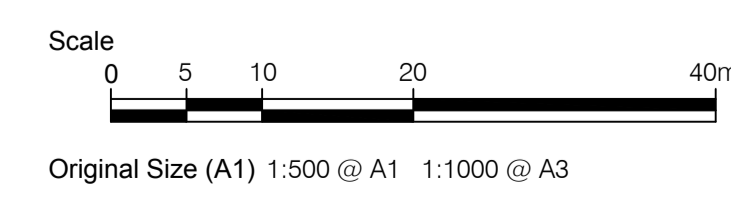
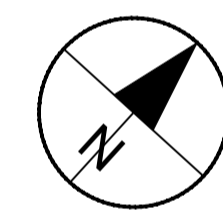
**SHEET NUMBER**  
 60570241-SKE-C-0007



**VIEWPORT 11**

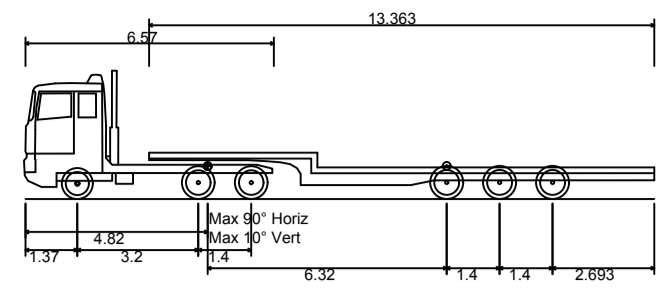


**VIEWPORT 12**

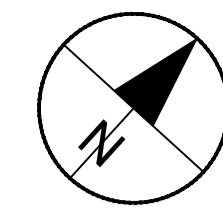


Filename: F:\PROJECTS\DEVELOPMENT - RED JOHN PSH EIA\03 EXECUTION\04 CAD\25-SKETCHES\60570241-SKE-C-0002\00019.DWG  
 Last saved by: SWANSONAJ Last Prolifer: 2018-10-11

This drawing has been prepared for the use of AECOM's client. It may not be used, modified, reproduced or relied upon by third parties, except as agreed by AECOM or as required by law. AECOM accepts no responsibility, and denies any liability, whatsoever, to any party that uses or relies on this drawing without AECOM's express written consent. All measurements must be obtained from the stated dimensions.



Low Loader with Bell B50E 6x6  
 Overall Length 16.633m  
 Overall Width 2.500m  
 Overall Body Height 3.390m  
 Min Body Ground Clearance 0.320m  
 Max Track Width 2.500m  
 Lock to lock time 6.00s  
 Kerb to Kerb Turning Radius 6.790m

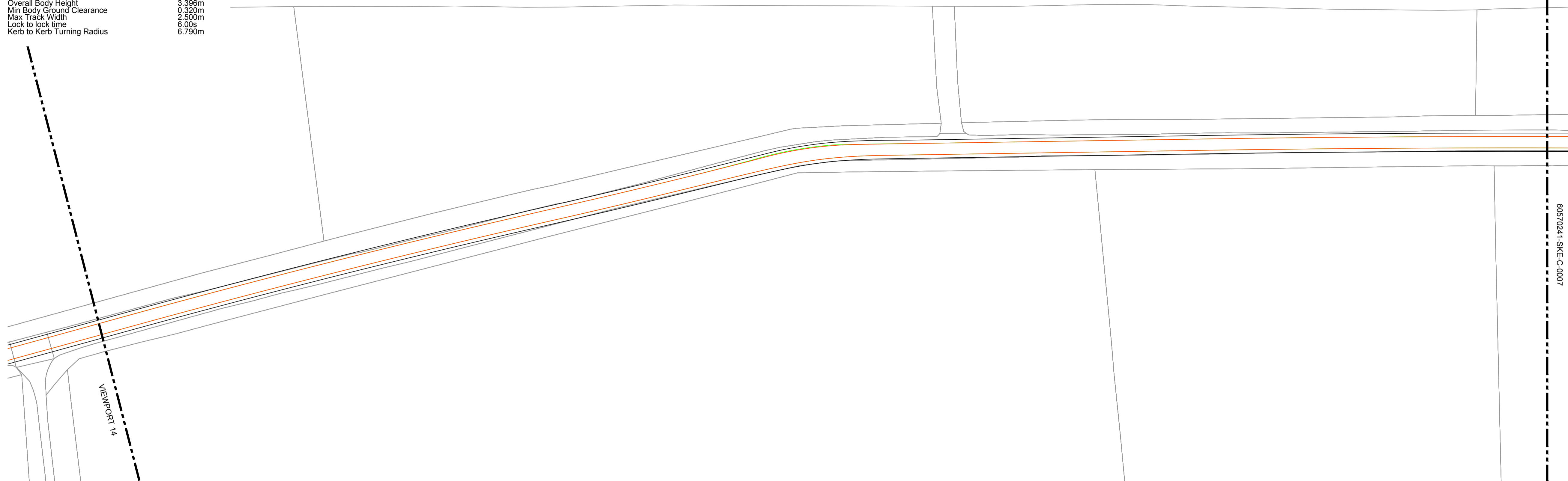


- NOTES**
1. ALL WORKS TO BE EXECUTED IN ACCORDANCE WITH THE SPECIFICATION FOR HIGHWAY WORKS - THE MANUAL OF CONTRACT DOCUMENTS FOR HIGHWAY WORKS, DESIGN MANUAL FOR ROADS AND BRIDGES, TRAFFIC SIGNS MANUAL AND LOCAL COUNCIL GUIDELINES.
  2. ALL DIMENSIONS ARE IN MILLIMETRES UNLESS STATED OTHERWISE. ALL LEVELS ARE IN METRES AND RELATE TO ORDNANCE DATUM.
  3. DO NOT SCALE FROM ANY DRAWING. WORK TO FIGURED DIMENSIONS ONLY. ANY DISCREPANCIES IN DIMENSION ARE TO BE REFERRED TO THE DESIGNER BEFORE WORK IS PUT TO HAND.
  4. ALL DIMENSIONS AND LEVELS ARE TO BE CHECKED ON SITE BY THE CONTRACTOR PRIOR TO PREPARING ANY WORKING DRAWINGS OR COMMENCING ON SITE.
  5. ALL WORKS BY THE CONTRACTOR MUST BE CARRIED OUT IN SUCH A WAY THAT ALL REQUIREMENTS UNDER THE HEALTH AND SAFETY AT WORK ACT ARE SATISFIED.
  6. ALL WORK IS TO BE CARRIED OUT IN COMPLIANCE WITH THE REQUIREMENTS OF THE STATUTORY AUTHORITIES AND CONSTRUCTION DESIGN AND MANAGEMENT REGULATIONS.
  7. DRAWING BASE RECEIVED FROM EMAPSITE. AECOM CANNOT GUARANTEE THEIR ACCURACY. CONTRACTOR TO SATISFY THEMSELVES AS TO THE ACCURACY OF SUCH INFORMATION.

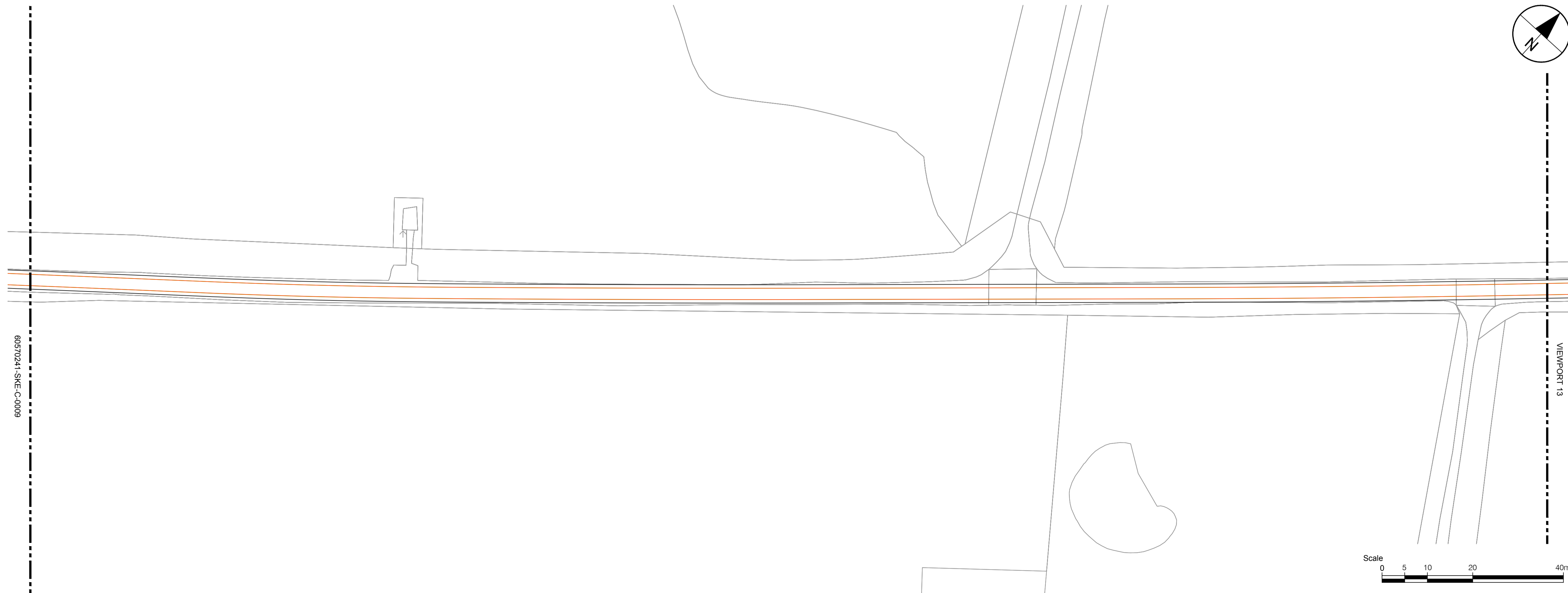
**ISSUE/REVISION**

I/R	DATE	DESCRIPTION

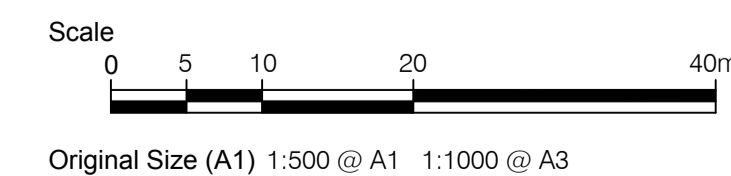
**KEY PLAN**



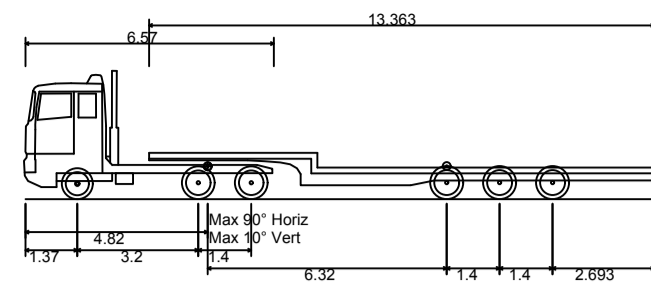
**VIEWPORT 13**



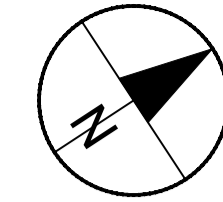
**VIEWPORT 14**



This drawing has been prepared for the use of AECOM's client. It may not be used, modified, reproduced or relied upon by third parties, except as agreed by AECOM or as required by law. AECOM accepts no responsibility, and denies any liability, whatsoever, to any party that uses or relies on this drawing without AECOM's express written consent. All measurements must be obtained from the stated dimensions.



Low Loader with Bell B50E 6x6  
 Overall Length 16.633m  
 Overall Width 2.500m  
 Overall Body Height 3.590m  
 Min Body Ground Clearance 0.320m  
 Max Track Width 2.500m  
 Lock to lock time 6.00s  
 Kerb to Kerb Turning Radius 6.790m




- NOTES**
- ALL WORKS TO BE EXECUTED IN ACCORDANCE WITH THE SPECIFICATION FOR HIGHWAY WORKS - THE MANUAL OF CONTRACT DOCUMENTS FOR HIGHWAY WORKS, DESIGN MANUAL FOR ROADS AND BRIDGES, TRAFFIC SIGNS MANUAL AND LOCAL COUNCIL GUIDELINES.
  - ALL DIMENSIONS ARE IN MILLIMETRES UNLESS STATED OTHERWISE. ALL LEVELS ARE IN METRES AND RELATE TO ORDNANCE DATUM.
  - DO NOT SCALE FROM ANY DRAWING. WORK TO FIGURED DIMENSIONS ONLY. ANY DISCREPANCIES IN DIMENSION ARE TO BE REFERRED TO THE DESIGNER BEFORE WORK IS PUT TO HAND.
  - ALL DIMENSIONS AND LEVELS ARE TO BE CHECKED ON SITE BY THE CONTRACTOR PRIOR TO PREPARING ANY WORKING DRAWINGS OR COMMENCING ON SITE.
  - ALL WORKS BY THE CONTRACTOR MUST BE CARRIED OUT IN SUCH A WAY THAT ALL REQUIREMENTS UNDER THE HEALTH AND SAFETY AT WORK ACT ARE SATISFIED.
  - ALL WORK IS TO BE CARRIED OUT IN COMPLIANCE WITH THE REQUIREMENTS OF THE STATUTORY AUTHORITIES AND CONSTRUCTION DESIGN AND MANAGEMENT REGULATIONS.
  - DRAWING BASE RECEIVED FROM EMAPSITE. AECOM CANNOT GUARANTEE THEIR ACCURACY. CONTRACTOR TO SATISFY THEMSELVES AS TO THE ACCURACY OF SUCH INFORMATION.

**ISSUE/REVISION**

I/R	DATE	DESCRIPTION

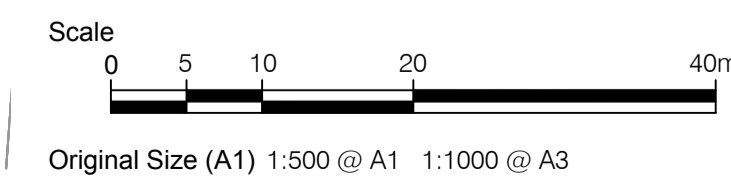
**KEY PLAN**



**VIEWPORT 15**

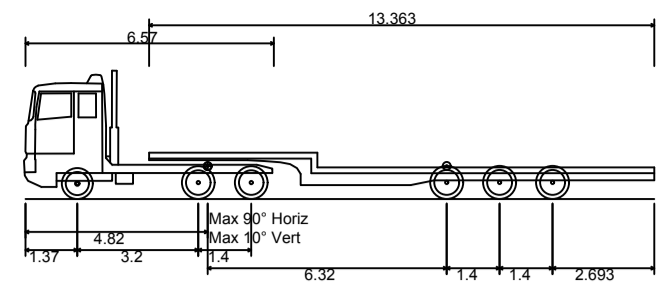


**VIEWPORT 16**

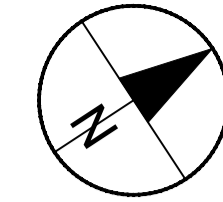


This drawing has been prepared for the use of AECOM's client. It may not be used, modified, reproduced or relied upon by third parties, except as agreed by AECOM or as required by law. AECOM accepts no responsibility, and denies any liability, whatsoever, to any party that uses or relies on this drawing without AECOM's express written consent. All measurements must be obtained from the stated dimensions.

ISO A1 594mm x 841mm  
 Approved: \_\_\_\_\_  
 Checked: \_\_\_\_\_  
 Designer: \_\_\_\_\_  
 Project Management Initials: \_\_\_\_\_



Low Loader with Bell B50E 6x6	
Overall Length	16.633m
Overall Width	2.500m
Overall Body Height	3.396m
Min Body Ground Clearance	0.320m
Max Track Width	2.500m
Lock to lock time	6.0s
Kerb to Kerb Turning Radius	6.790m



# AECOM

PROJECT

**ILI PORTFOLIO EIA  
 RED JOHN PUMPED  
 STORAGE HYDRO**

CLIENT

**ILI (Highlands PSH)  
 Ltd.**

CONSULTANT

AECOM  
 1 Tanfield  
 EDINBURGH, EH3 5DA  
 +44 (0) 131 301 8600 tel  
 +44 (0) 131 301 8699 fax  
 www.aecom.com

NOTES

1. ALL WORKS TO BE EXECUTED IN ACCORDANCE WITH THE SPECIFICATION FOR HIGHWAY WORKS - THE MANUAL OF CONTRACT DOCUMENTS FOR HIGHWAY WORKS, DESIGN MANUAL FOR ROADS AND BRIDGES, TRAFFIC SIGNS MANUAL AND LOCAL COUNCIL GUIDELINES.
2. ALL DIMENSIONS ARE IN MILLIMETRES UNLESS STATED OTHERWISE. ALL LEVELS ARE IN METRES AND RELATE TO ORDNANCE DATUM.
3. DO NOT SCALE FROM ANY DRAWING. WORK TO FIGURED DIMENSIONS ONLY. ANY DISCREPANCIES IN DIMENSION ARE TO BE REFERRED TO THE DESIGNER BEFORE WORK IS PUT TO HAND.
4. ALL DIMENSIONS AND LEVELS ARE TO BE CHECKED ON SITE BY THE CONTRACTOR PRIOR TO PREPARING ANY WORKING DRAWINGS OR COMMENCING ON SITE.
5. ALL WORKS BY THE CONTRACTOR MUST BE CARRIED OUT IN SUCH A WAY THAT ALL REQUIREMENTS UNDER THE HEALTH AND SAFETY AT WORK ACT ARE SATISFIED.
6. ALL WORK IS TO BE CARRIED OUT IN COMPLIANCE WITH THE REQUIREMENTS OF THE STATUTORY AUTHORITIES AND CONSTRUCTION DESIGN AND MANAGEMENT REGULATIONS.
7. DRAWING BASE RECEIVED FROM EMAPSITE. AECOM CANNOT GUARANTEE THEIR ACCURACY. CONTRACTOR TO SATISFY THEMSELVES AS TO THE ACCURACY OF SUCH INFORMATION.

ISSUE/REVISION

I/R	DATE	DESCRIPTION

KEY PLAN

PROJECT NUMBER

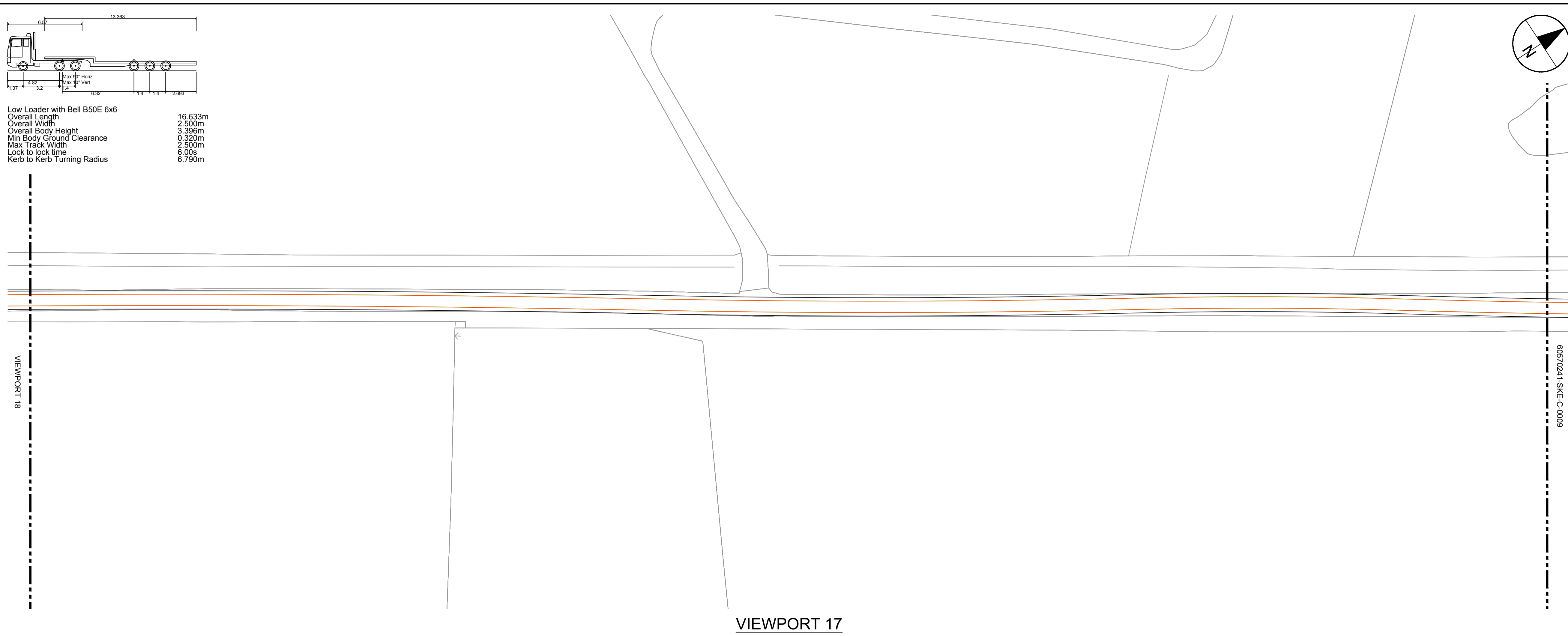
60570241

SHEET TITLE


B862 TO B852  
 SPA LOW LOADER WITH BELL B50E  
 SHEET 9 OF 18

SHEET NUMBER

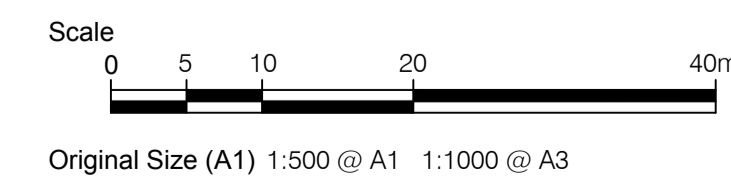
60570241-SKE-C-0010



VIEWPORT 17

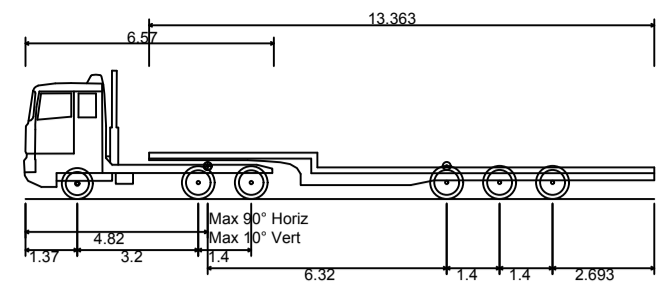


VIEWPORT 18


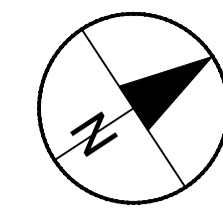


Filename: F:\PROJECTS\DEVELOPMENT - RED JOHN PSH EIA\03 EXECUTION\04 CAD\25-SKETCHES\60570241-SKE-C-0027\00019.DWG  
 Last saved by: SWANSONAJ Last Potted: 2018-10-11


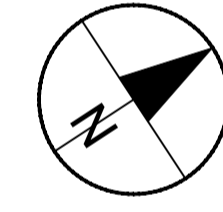
This drawing has been prepared for the use of AECOM's client. It may not be used, modified, reproduced or relied upon by third parties, except as agreed by AECOM or as required by law. AECOM accepts no responsibility, and denies any liability, whatsoever, to any party that uses or relies on this drawing without AECOM's express written consent. All measurements must be obtained from the stated dimensions.



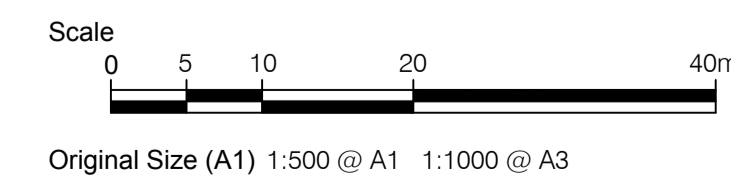
Low Loader with Bell B50E 6x6  
 Overall Length 16.633m  
 Overall Width 2.500m  
 Overall Body Height 3.390m  
 Min Body Ground Clearance 0.320m  
 Max Track Width 2.500m  
 Lock to lock time 6.00s  
 Kerb to Kerb Turning Radius 6.790m



VIEWPORT 19



VIEWPORT 20



This drawing has been prepared for the use of AECOM's client. It may not be used, modified, reproduced or relied upon by third parties, except as agreed by AECOM or as required by law. AECOM accepts no responsibility, and denies any liability, whatsoever, to any party that uses or relies on this drawing without AECOM's express written consent. All measurements must be obtained from the stated dimensions.



**PROJECT**  
 ILI PORTFOLIO EIA  
 RED JOHN PUMPED  
 STORAGE HYDRO

**CLIENT**  
 ILI (Highlands PSH)  
 Ltd.

**CONSULTANT**  
 AECOM  
 1 Tanfield  
 EDINBURGH, EH3 5DA  
 +44 (0) 131 301 8600 tel  
 +44 (0) 131 301 8699 fax  
 www.aecom.com

- NOTES**
1. ALL WORKS TO BE EXECUTED IN ACCORDANCE WITH THE SPECIFICATION FOR HIGHWAY WORKS - THE MANUAL OF CONTRACT DOCUMENTS FOR HIGHWAY WORKS, DESIGN MANUAL FOR ROADS AND BRIDGES, TRAFFIC SIGNS MANUAL AND LOCAL COUNCIL GUIDELINES.
  2. ALL DIMENSIONS ARE IN MILLIMETRES UNLESS STATED OTHERWISE. ALL LEVELS ARE IN METRES AND RELATE TO ORDANCE DATUM.
  3. DO NOT SCALE FROM ANY DRAWING. WORK TO FIGURED DIMENSIONS ONLY. ANY DISCREPANCIES IN DIMENSION ARE TO BE REFERRED TO THE DESIGNER BEFORE WORK IS PUT TO HAND.
  4. ALL DIMENSIONS AND LEVELS ARE TO BE CHECKED ON SITE BY THE CONTRACTOR PRIOR TO PREPARING ANY WORKING DRAWINGS OR COMMENCING ON SITE.
  5. ALL WORKS BY THE CONTRACTOR MUST BE CARRIED OUT IN SUCH A WAY THAT ALL REQUIREMENTS UNDER THE HEALTH AND SAFETY AT WORK ACT ARE SATISFIED.
  6. ALL WORK IS TO BE CARRIED OUT IN COMPLIANCE WITH THE REQUIREMENTS OF THE STATUTORY AUTHORITIES AND CONSTRUCTION DESIGN AND MANAGEMENT REGULATIONS.
  7. DRAWING BASE RECEIVED FROM EMAPSITE. AECOM CANNOT GUARANTEE THEIR ACCURACY. CONTRACTOR TO SATISFY THEMSELVES AS TO THE ACCURACY OF SUCH INFORMATION.

**ISSUE/REVISION**

I/R	DATE	DESCRIPTION

**KEY PLAN**

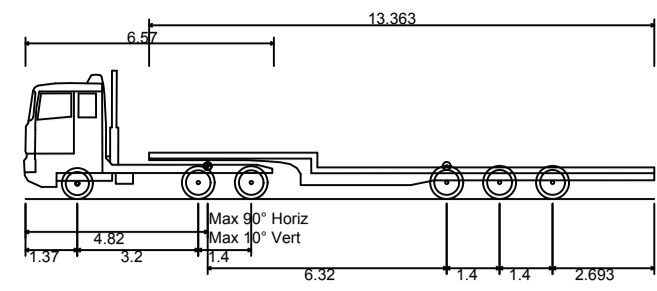
**PROJECT NUMBER**  
 60570241

**SHEET TITLE**  
 B862 TO B852  
 SPA LOW LOADER WITH BELL B50E  
 SHEET 10 OF 18

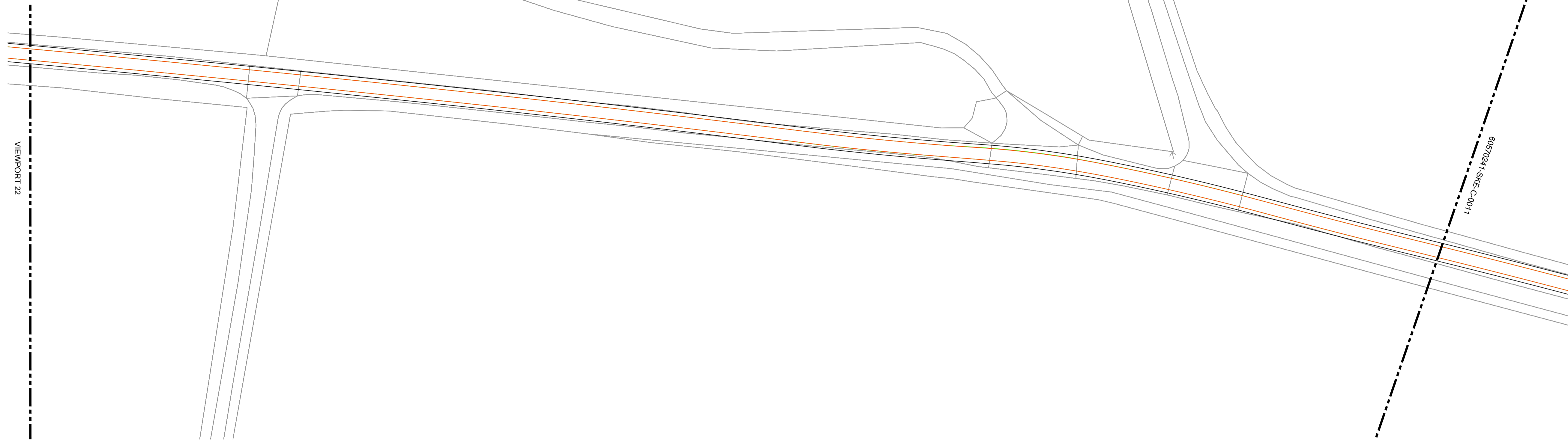
**SHEET NUMBER**  
 60570241-SKE-C-0011




ISO A1 594mm x 841mm  
 Approved: \_\_\_\_\_  
 Checked: \_\_\_\_\_  
 Designer: \_\_\_\_\_  
 Project Management Initials: \_\_\_\_\_



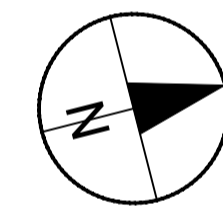
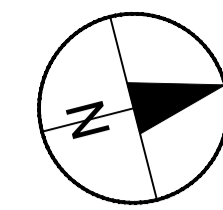
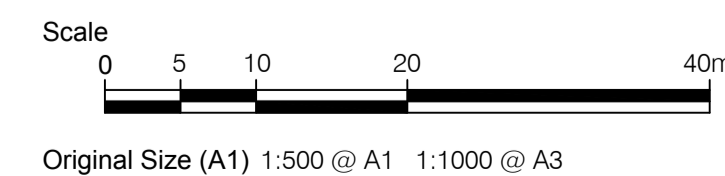
Low Loader with Bell B50E 6x6  
 Overall Length 16.633m  
 Overall Width 2.500m  
 Overall Body Height 2.500m  
 Min Body Ground Clearance 0.320m  
 Max Track Width 2.500m  
 Lock to lock time 6.00s  
 Kerb to Kerb Turning Radius 6.790m



VIEWPORT 21



VIEWPORT 22



**PROJECT**  
 ILI PORTFOLIO EIA  
 RED JOHN PUMPED  
 STORAGE HYDRO

**CLIENT**  
 ILI (Highlands PSH)  
 Ltd.

**CONSULTANT**  
 AECOM  
 1 Tanfield  
 EDINBURGH, EH3 5DA  
 +44 (0) 131 301 8600 tel  
 +44 (0) 131 301 8699 fax  
 www.aecom.com

- NOTES**
1. ALL WORKS TO BE EXECUTED IN ACCORDANCE WITH THE SPECIFICATION FOR HIGHWAY WORKS - THE MANUAL OF CONTRACT DOCUMENTS FOR HIGHWAY WORKS, DESIGN MANUAL FOR ROADS AND BRIDGES, TRAFFIC SIGNS MANUAL AND LOCAL COUNCIL GUIDELINES.
  2. ALL DIMENSIONS ARE IN MILLIMETRES UNLESS STATED OTHERWISE. ALL LEVELS ARE IN METRES AND RELATE TO ORDNANCE DATUM.
  3. DO NOT SCALE FROM ANY DRAWING. WORK TO FIGURED DIMENSIONS ONLY. ANY DISCREPANCIES IN DIMENSION ARE TO BE REFERRED TO THE DESIGNER BEFORE WORK IS PUT TO HAND.
  4. ALL DIMENSIONS AND LEVELS ARE TO BE CHECKED ON SITE BY THE CONTRACTOR PRIOR TO PREPARING ANY WORKING DRAWINGS OR COMMENCING ON SITE.
  5. ALL WORKS BY THE CONTRACTOR MUST BE CARRIED OUT IN SUCH A WAY THAT ALL REQUIREMENTS UNDER THE HEALTH AND SAFETY AT WORK ACT ARE SATISFIED.
  6. ALL WORK IS TO BE CARRIED OUT IN COMPLIANCE WITH THE REQUIREMENTS OF THE STATUTORY AUTHORITIES AND CONSTRUCTION DESIGN AND MANAGEMENT REGULATIONS.
  7. DRAWING BASE RECEIVED FROM EMAPSITE. AECOM CANNOT GUARANTEE THEIR ACCURACY. CONTRACTOR TO SATISFY THEMSELVES AS TO THE ACCURACY OF SUCH INFORMATION.

**ISSUE/REVISION**

I/R	DATE	DESCRIPTION

**KEY PLAN**

**PROJECT NUMBER**  
 60570241

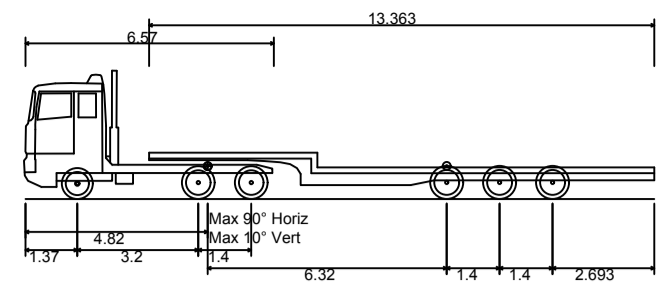
**SHEET TITLE**  
 B862 TO B852  
 SPA LOW LOADER WITH BELL B50E  
 SHEET 11 OF 18

**SHEET NUMBER**  
 60570241-SKE-C-0012

This drawing has been prepared for the use of AECOM's client. It may not be used, modified, reproduced or relied upon by third parties, except as agreed by AECOM or as required by law. AECOM accepts no responsibility, and denies any liability, whatsoever, to any party that uses or relies on this drawing without AECOM's express written consent. Do not scale this document. All measurements must be obtained from the stated dimensions.

Filename: F:\PROJECTS\DEVELOPMENT - RED JOHN PSH EIA\03 EXECUTION\04 CAD\25-SKETCHES\60570241-SKE-C-0012\T00019.DWG  
 Last saved by: SWANSONAJ Last Pictured: 2018-10-11

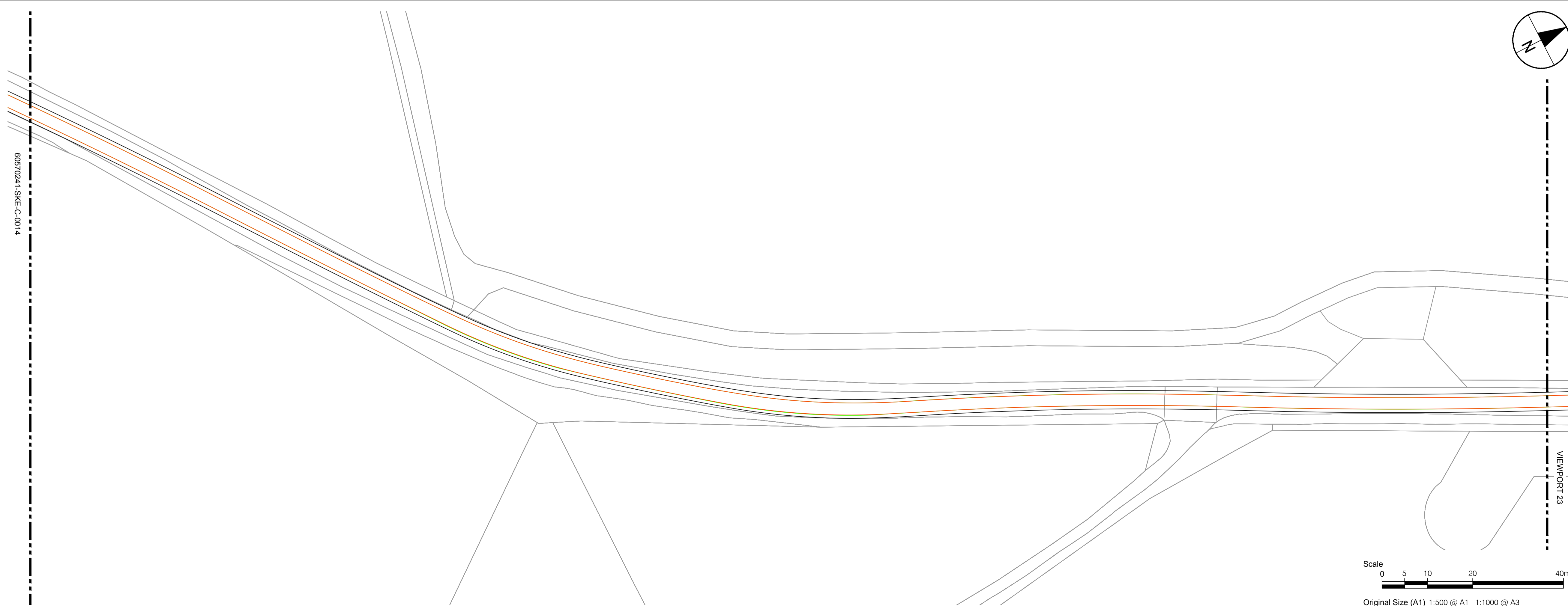
ISO A1 594mm x 841mm  
 Approved: \_\_\_\_\_  
 Checked: \_\_\_\_\_  
 Designer: \_\_\_\_\_  
 Project Management Initials: \_\_\_\_\_



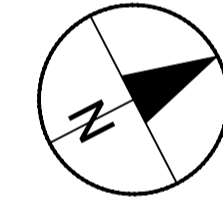
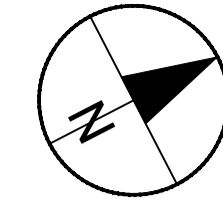
Low Loader with Bell B50E 6x6  
 Overall Length 16.633m  
 Overall Width 2.500m  
 Overall Body Height 2.390m  
 Min Body Ground Clearance 0.320m  
 Max Track Width 2.500m  
 Lock to lock time 6.00s  
 Kerb to Kerb Turning Radius 6.790m



VIEWPORT 23



VIEWPORT 24



**PROJECT**  
 ILI PORTFOLIO EIA  
 RED JOHN PUMPED  
 STORAGE HYDRO

**CLIENT**  
 ILI (Highlands PSH)  
 Ltd.

**CONSULTANT**  
 AECOM  
 1 Tanfield  
 EDINBURGH, EH3 5DA  
 +44 (0) 131 301 8600 tel  
 +44 (0) 131 301 8699 fax  
 www.aecom.com

- NOTES**
1. ALL WORKS TO BE EXECUTED IN ACCORDANCE WITH THE SPECIFICATION FOR HIGHWAY WORKS - THE MANUAL OF CONTRACT DOCUMENTS FOR HIGHWAY WORKS, DESIGN MANUAL FOR ROADS AND BRIDGES, TRAFFIC SIGNS MANUAL AND LOCAL COUNCIL GUIDELINES.
  2. ALL DIMENSIONS ARE IN MILLIMETRES UNLESS STATED OTHERWISE. ALL LEVELS ARE IN METRES AND RELATE TO ORDNANCE DATUM.
  3. DO NOT SCALE FROM ANY DRAWING. WORK TO FIGURED DIMENSIONS ONLY. ANY DISCREPANCIES IN DIMENSION ARE TO BE REFERRED TO THE DESIGNER BEFORE WORK IS PUT TO HAND.
  4. ALL DIMENSIONS AND LEVELS ARE TO BE CHECKED ON SITE BY THE CONTRACTOR PRIOR TO PREPARING ANY WORKING DRAWINGS OR COMMENCING ON SITE.
  5. ALL WORKS BY THE CONTRACTOR MUST BE CARRIED OUT IN SUCH A WAY THAT ALL REQUIREMENTS UNDER THE HEALTH AND SAFETY AT WORK ACT ARE SATISFIED.
  6. ALL WORK IS TO BE CARRIED OUT IN COMPLIANCE WITH THE REQUIREMENTS OF THE STATUTORY AUTHORITIES AND CONSTRUCTION DESIGN AND MANAGEMENT REGULATIONS.
  7. DRAWING BASE RECEIVED FROM EMAPSITE. AECOM CANNOT GUARANTEE THEIR ACCURACY. CONTRACTOR TO SATISFY THEMSELVES AS TO THE ACCURACY OF SUCH INFORMATION.

**ISSUE/REVISION**

I/R	DATE	DESCRIPTION

**KEY PLAN**

**PROJECT NUMBER**  
 60570241

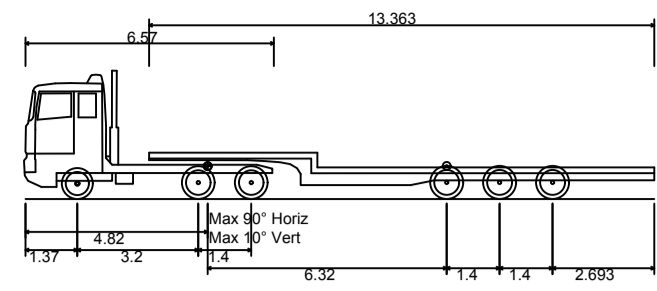
**SHEET TITLE**  
 B862 TO B852  
 SPA LOW LOADER WITH BELL B50E  
 SHEET 12 OF 18

**SHEET NUMBER**  
 60570241-SKE-C-0013

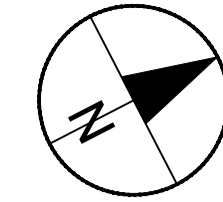
This drawing has been prepared for the use of AECOM's client. It may not be used, modified, reproduced or relied upon by third parties, except as agreed by AECOM or as required by law. AECOM accepts no responsibility, and denies any liability, whatsoever, to any party that uses or relies on this drawing without AECOM's express written consent. All measurements must be obtained from the stated dimensions.

Filename: F:\PROJECTS\DEVELOPMENT - RED JOHN PSH EIA\03 EXECUTION\04 CAD\25-SKETCHES\60570241-SKE-C-002T00019.DWG  
 Last saved by: SWANSONAU Last Potted: 2018-10-11

ISO A1 594mm x 841mm  
 Approved: \_\_\_\_\_  
 Checked: \_\_\_\_\_  
 Designer: \_\_\_\_\_  
 Project Management Initials: \_\_\_\_\_



Low Loader with Bell B50E 6x6  
 Overall Length 16.633m  
 Overall Width 2.500m  
 Overall Body Height 3.390m  
 Min Body Ground Clearance 0.320m  
 Max Track Width 2.500m  
 Lock to lock time 6.00s  
 Kerb to Kerb Turning Radius 6.790m



**PROJECT**  
 ILI PORTFOLIO EIA  
 RED JOHN PUMPED  
 STORAGE HYDRO

**CLIENT**  
 ILI (Highlands PSH)  
 Ltd.

**CONSULTANT**  
 AECOM  
 1 Tanfield  
 EDINBURGH, EH3 5DA  
 +44 (0) 131 301 8600 tel  
 +44 (0) 131 301 8699 fax  
 www.aecom.com

- NOTES**
1. ALL WORKS TO BE EXECUTED IN ACCORDANCE WITH THE SPECIFICATION FOR HIGHWAY WORKS - THE MANUAL OF CONTRACT DOCUMENTS FOR HIGHWAY WORKS, DESIGN MANUAL FOR ROADS AND BRIDGES, TRAFFIC SIGNS MANUAL AND LOCAL COUNCIL GUIDELINES.
  2. ALL DIMENSIONS ARE IN MILLIMETRES UNLESS STATED OTHERWISE. ALL LEVELS ARE IN METRES AND RELATE TO ORDNANCE DATUM.
  3. DO NOT SCALE FROM ANY DRAWING. WORK TO FIGURED DIMENSIONS ONLY. ANY DISCREPANCIES IN DIMENSION ARE TO BE REFERRED TO THE DESIGNER BEFORE WORK IS PUT TO HAND.
  4. ALL DIMENSIONS AND LEVELS ARE TO BE CHECKED ON SITE BY THE CONTRACTOR PRIOR TO PREPARING ANY WORKING DRAWINGS OR COMMENCING ON SITE.
  5. ALL WORKS BY THE CONTRACTOR MUST BE CARRIED OUT IN SUCH A WAY THAT ALL REQUIREMENTS UNDER THE HEALTH AND SAFETY AT WORK ACT ARE SATISFIED.
  6. ALL WORK IS TO BE CARRIED OUT IN COMPLIANCE WITH THE REQUIREMENTS OF THE STATUTORY AUTHORITIES AND CONSTRUCTION DESIGN AND MANAGEMENT REGULATIONS.
  7. DRAWING BASE RECEIVED FROM EMAPSITE. AECOM CANNOT GUARANTEE THEIR ACCURACY. CONTRACTOR TO SATISFY THEMSELVES AS TO THE ACCURACY OF SUCH INFORMATION.

**ISSUE/REVISION**

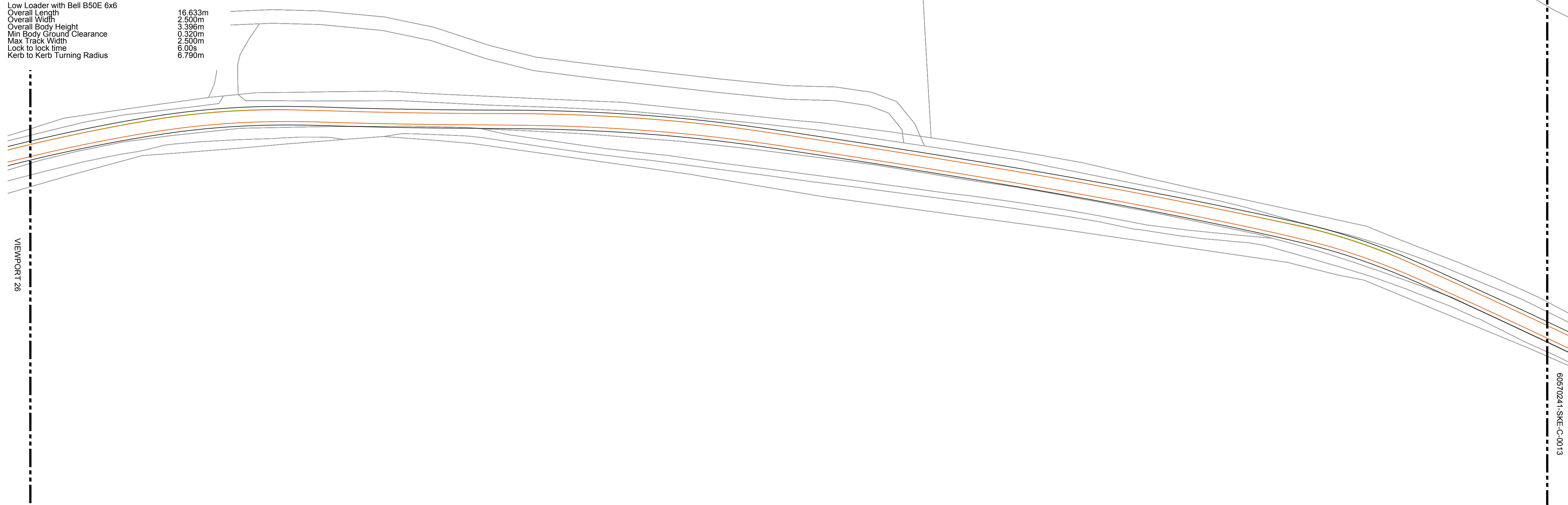
I/R	DATE	DESCRIPTION

**KEY PLAN**


**PROJECT NUMBER**  
 60570241

**SHEET TITLE**  
 B862 TO B852  
 SPA LOW LOADER WITH BELL B50E  
 SHEET 13 OF 18

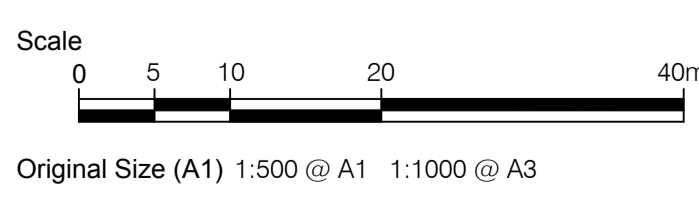
**SHEET NUMBER**  
 60570241-SKE-C-0014



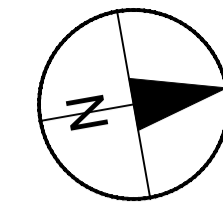
**VIEWPORT 25**



**VIEWPORT 26**



Filename: F:\PROJECTS\DEVELOPMENT - RED JOHN PSH EIA\03 EXECUTION\04 CAD\25-SKETCHES\60570241-SKE-C-0027\00019.DWG  
 Last saved by: SWANSONAJ Last Potted: 2018-10-11

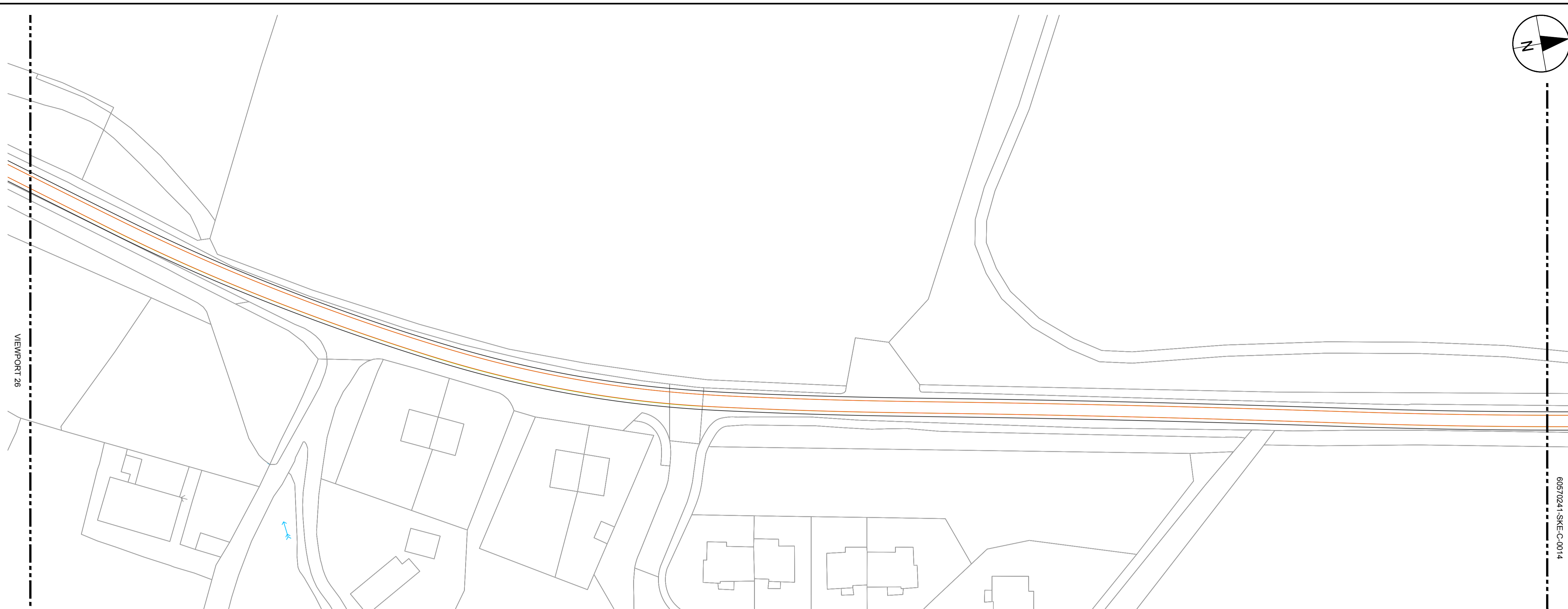


- NOTES**
1. ALL WORKS TO BE EXECUTED IN ACCORDANCE WITH THE SPECIFICATION FOR HIGHWAY WORKS - THE MANUAL OF CONTRACT DOCUMENTS FOR HIGHWAY WORKS, DESIGN MANUAL FOR ROADS AND BRIDGES, TRAFFIC SIGNS MANUAL AND LOCAL COUNCIL GUIDELINES.
  2. ALL DIMENSIONS ARE IN MILLIMETRES UNLESS STATED OTHERWISE. ALL LEVELS ARE IN METRES AND RELATE TO ORDNANCE DATUM.
  3. DO NOT SCALE FROM ANY DRAWING. WORK TO FIGURED DIMENSIONS ONLY. ANY DISCREPANCIES IN DIMENSION ARE TO BE REFERRED TO THE DESIGNER BEFORE WORK IS PUT TO HAND.
  4. ALL DIMENSIONS AND LEVELS ARE TO BE CHECKED ON SITE BY THE CONTRACTOR PRIOR TO PREPARING ANY WORKING DRAWINGS OR COMMENCING ON SITE.
  5. ALL WORKS BY THE CONTRACTOR MUST BE CARRIED OUT IN SUCH A WAY THAT ALL REQUIREMENTS UNDER THE HEALTH AND SAFETY AT WORK ACT ARE SATISFIED.
  6. ALL WORK IS TO BE CARRIED OUT IN COMPLIANCE WITH THE REQUIREMENTS OF THE STATUTORY AUTHORITIES AND CONSTRUCTION DESIGN AND MANAGEMENT REGULATIONS.
  7. DRAWING BASE RECEIVED FROM EMAPSITE. AECOM CANNOT GUARANTEE THEIR ACCURACY. CONTRACTOR TO SATISFY THEMSELVES AS TO THE ACCURACY OF SUCH INFORMATION.

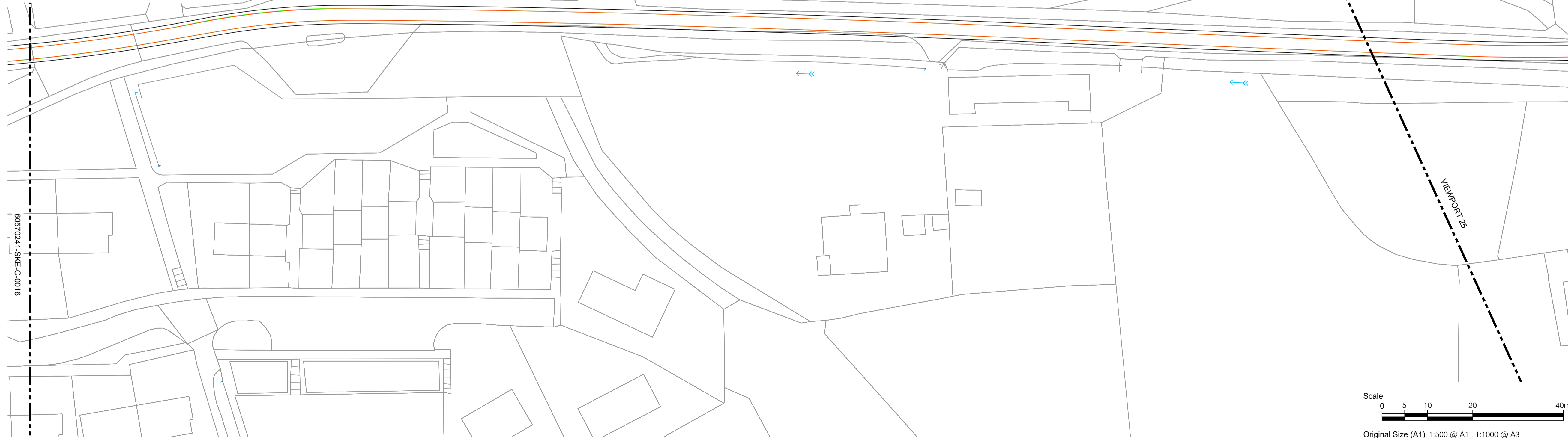
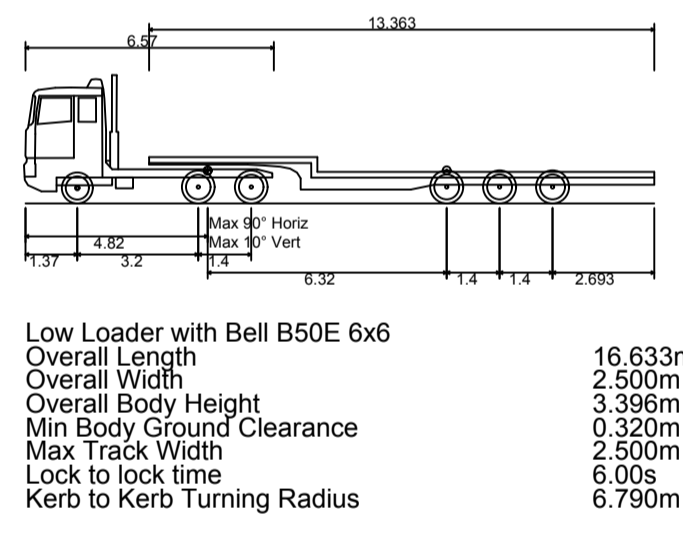
**ISSUE/REVISION**

I/R	DATE	DESCRIPTION

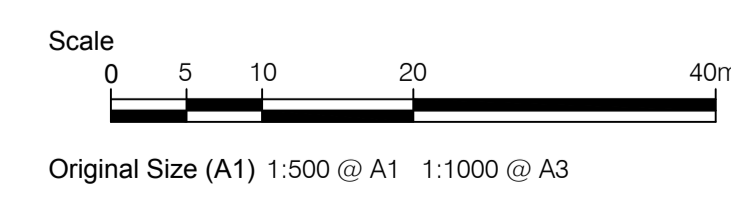
**KEY PLAN**



**VIEWPORT 27**

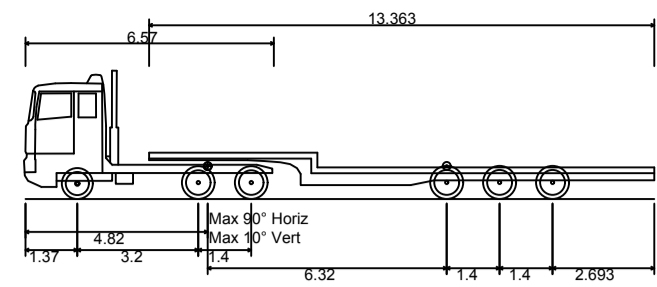


**VIEWPORT 28**



This drawing has been prepared for the use of AECOM's client. It may not be used, modified, reproduced or relied upon by third parties, except as agreed by AECOM or as required by law. AECOM accepts no responsibility, and denies any liability, whatsoever, to any party that uses or relies on this drawing without AECOM's express written consent. All measurements must be obtained from the stated dimensions.


ISO A1 594mm x 841mm  
 Approved: \_\_\_\_\_  
 Checked: \_\_\_\_\_  
 Designer: \_\_\_\_\_  
 Project Management Initials: \_\_\_\_\_  
 Filename: F:\PROJECTS\DEVELOPMENT - RED JOHN PSH EIA\03 EXECUTION\04 CAD\25-SKETCHES\60570241-SKE-C-002T00019.DWG  
 Last saved by: SWANSONA\J Last Potted: 2018-10-11



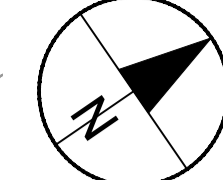
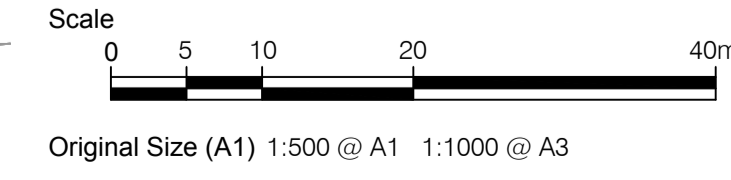
**Low Loader with Bell B50E 6x6**  
 Overall Length 16.633m  
 Overall Width 2.500m  
 Overall Body Height 3.380m  
 Min Body Ground Clearance 0.320m  
 Max Track Width 2.500m  
 Lock to lock time 6.0s  
 Kerb to Kerb Turning Radius 6.790m



VIEWPORT 29



VIEWPORT 30



# AECOM

**PROJECT**  
 ILI PORTFOLIO EIA  
 RED JOHN PUMPED  
 STORAGE HYDRO

**CLIENT**  
 ILI (Highlands PSH)  
 Ltd.

**CONSULTANT**  
 AECOM  
 1 Tanfield  
 EDINBURGH, EH3 5DA  
 +44 (0) 131 301 8600 tel  
 +44 (0) 131 301 8699 fax  
 www.aecom.com

- NOTES**
- ALL WORKS TO BE EXECUTED IN ACCORDANCE WITH THE SPECIFICATION FOR HIGHWAY WORKS - THE MANUAL OF CONTRACT DOCUMENTS FOR HIGHWAY WORKS, DESIGN MANUAL FOR ROADS AND BRIDGES, TRAFFIC SIGNS MANUAL AND LOCAL COUNCIL GUIDELINES.
  - ALL DIMENSIONS ARE IN MILLIMETRES UNLESS STATED OTHERWISE. ALL LEVELS ARE IN METRES AND RELATE TO ORDNANCE DATUM.
  - DO NOT SCALE FROM ANY DRAWING. WORK TO FIGURED DIMENSIONS ONLY. ANY DISCREPANCIES IN DIMENSION ARE TO BE REFERRED TO THE DESIGNER BEFORE WORK IS PUT TO HAND.
  - ALL DIMENSIONS AND LEVELS ARE TO BE CHECKED ON SITE BY THE CONTRACTOR PRIOR TO PREPARING ANY WORKING DRAWINGS OR COMMENCING ON SITE.
  - ALL WORKS BY THE CONTRACTOR MUST BE CARRIED OUT IN SUCH A WAY THAT ALL REQUIREMENTS UNDER THE HEALTH AND SAFETY AT WORK ACT ARE SATISFIED.
  - ALL WORK IS TO BE CARRIED OUT IN COMPLIANCE WITH THE REQUIREMENTS OF THE STATUTORY AUTHORITIES AND CONSTRUCTION DESIGN AND MANAGEMENT REGULATIONS.
  - DRAWING BASE RECEIVED FROM EMAPSITE. AECOM CANNOT GUARANTEE THEIR ACCURACY. CONTRACTOR TO SATISFY THEMSELVES AS TO THE ACCURACY OF SUCH INFORMATION.

**ISSUE/REVISION**

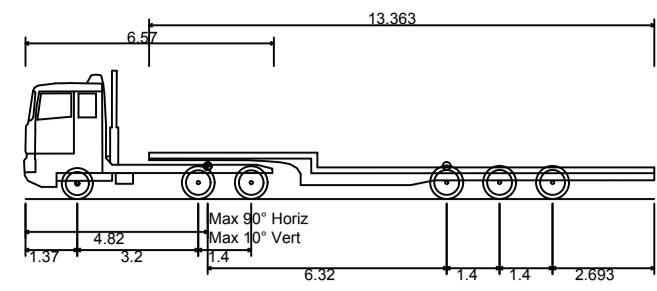
I/R	DATE	DESCRIPTION

**KEY PLAN**

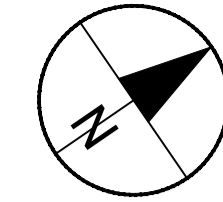
**PROJECT NUMBER**  
 60570241  
**SHEET TITLE**  
 B862 TO B852  
 SPA LOW LOADER WITH BELL B50E  
 SHEET 15 OF 18  
**SHEET NUMBER**  
 60570241-SKE-C-0016

This drawing has been prepared for the use of AECOM's client. It may not be used, modified, reproduced or relied upon by third parties, except as agreed by AECOM or as required by law. AECOM accepts no responsibility, and denies any liability, whatsoever, to any party that uses or relies on this drawing without AECOM's express written consent. All measurements must be obtained from the stated dimensions.

ISO A1 594mm x 841mm  
 Approved: \_\_\_\_\_  
 Checked: \_\_\_\_\_  
 Designer: \_\_\_\_\_  
 Project Management Initials: \_\_\_\_\_



Low Loader with Bell B50E 6x6  
 Overall Length 16.633m  
 Overall Width 2.500m  
 Overall Body Height 3.390m  
 Min Body Ground Clearance 0.320m  
 Max Track Width 2.500m  
 Lock to lock time 6.00s  
 Kerb to Kerb Turning Radius 6.790m



**PROJECT**  
 ILI PORTFOLIO EIA  
 RED JOHN PUMPED  
 STORAGE HYDRO

**CLIENT**  
 ILI (Highlands PSH)  
 Ltd.

**CONSULTANT**  
 AECOM  
 1 Tanfield  
 EDINBURGH, EH3 5DA  
 +44 (0) 131 301 8600 tel  
 +44 (0) 131 301 8699 fax  
 www.aecom.com

- NOTES**
1. ALL WORKS TO BE EXECUTED IN ACCORDANCE WITH THE SPECIFICATION FOR HIGHWAY WORKS - THE MANUAL OF CONTRACT DOCUMENTS FOR HIGHWAY WORKS, DESIGN MANUAL FOR ROADS AND BRIDGES, TRAFFIC SIGNS MANUAL AND LOCAL COUNCIL GUIDELINES.
  2. ALL DIMENSIONS ARE IN MILLIMETRES UNLESS STATED OTHERWISE. ALL LEVELS ARE IN METRES AND RELATE TO ORDNANCE DATUM.
  3. DO NOT SCALE FROM ANY DRAWING. WORK TO FIGURED DIMENSIONS ONLY. ANY DISCREPANCIES IN DIMENSION ARE TO BE REFERRED TO THE DESIGNER BEFORE WORK IS PUT TO HAND.
  4. ALL DIMENSIONS AND LEVELS ARE TO BE CHECKED ON SITE BY THE CONTRACTOR PRIOR TO PREPARING ANY WORKING DRAWINGS OR COMMENCING ON SITE.
  5. ALL WORKS BY THE CONTRACTOR MUST BE CARRIED OUT IN SUCH A WAY THAT ALL REQUIREMENTS UNDER THE HEALTH AND SAFETY AT WORK ACT ARE SATISFIED.
  6. ALL WORK IS TO BE CARRIED OUT IN COMPLIANCE WITH THE REQUIREMENTS OF THE STATUTORY AUTHORITIES AND CONSTRUCTION DESIGN AND MANAGEMENT REGULATIONS.
  7. DRAWING BASE RECEIVED FROM EMAPSITE. AECOM CANNOT GUARANTEE THEIR ACCURACY. CONTRACTOR TO SATISFY THEMSELVES AS TO THE ACCURACY OF SUCH INFORMATION.

**ISSUE/REVISION**

I/R	DATE	DESCRIPTION

**KEY PLAN**

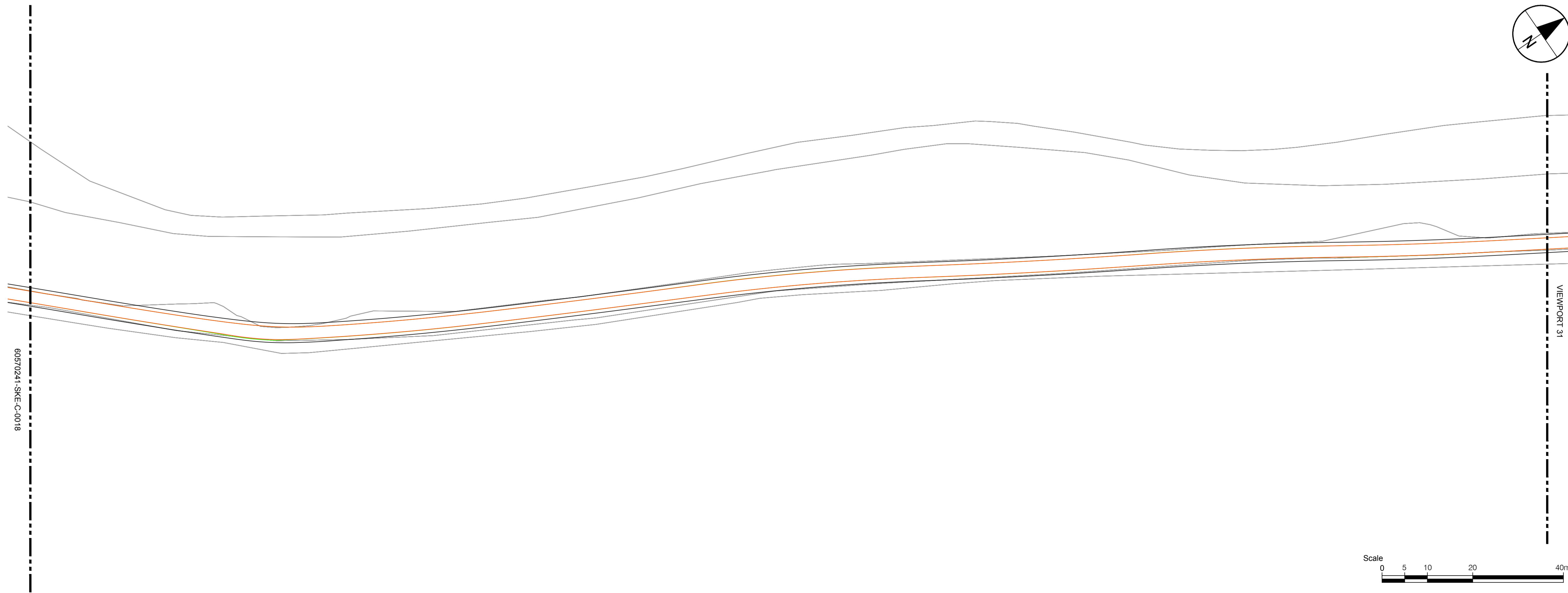
**PROJECT NUMBER**  
 60570241

**SHEET TITLE**  
 B862 TO B852  
 SPA LOW LOADER WITH BELL B50E  
 SHEET 16 OF 18

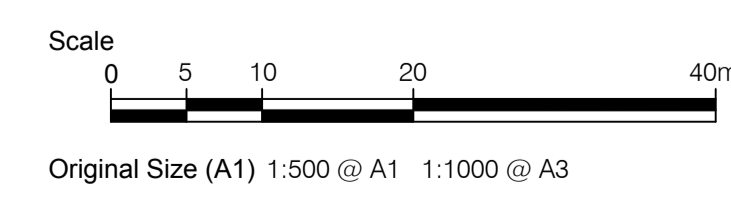
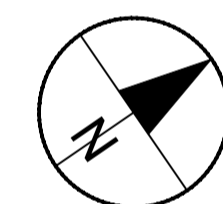
**SHEET NUMBER**  
 60570241-SKE-C-0017



**VIEWPORT 31**



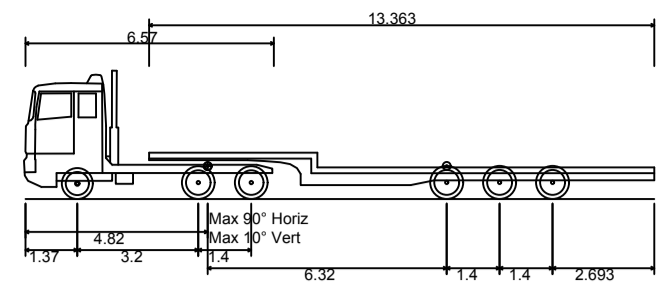
**VIEWPORT 32**



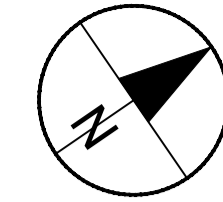
Filename: F:\PROJECTS\DEVELOPMENT - RED JOHN PSH EIA\03 EXECUTION\04 CAD\25-SKETCHES\60570241-SKE-C-0027\00019.DWG  
 Last saved by: SWANSONAJ Last Potted: 2018-10-11

This drawing has been prepared for the use of AECOM's client. It may not be used, modified, reproduced or relied upon by third parties, except as agreed by AECOM or as required by law. AECOM accepts no responsibility, and denies any liability, whatsoever, to any party that uses or relies on this drawing without AECOM's express written consent. All measurements must be obtained from the stated dimensions.

ISO A1 594mm x 841mm  
 Approved: \_\_\_\_\_  
 Checked: \_\_\_\_\_  
 Designer: \_\_\_\_\_  
 Project Management Initials: \_\_\_\_\_



Low Loader with Bell B50E 6x6  
 Overall Length 16.633m  
 Overall Width 2.500m  
 Overall Body Height 3.390m  
 Min Body Ground Clearance 0.320m  
 Max Track Width 2.500m  
 Lock to lock time 6.00s  
 Kerb to Kerb Turning Radius 6.790m



# AECOM

**PROJECT**  
 ILI PORTFOLIO EIA  
 RED JOHN PUMPED  
 STORAGE HYDRO

**CLIENT**  
 ILI (Highlands PSH)  
 Ltd.

**CONSULTANT**  
 AECOM  
 1 Tanfield  
 EDINBURGH, EH3 5DA  
 +44 (0) 131 301 8600 tel  
 +44 (0) 131 301 8699 fax  
 www.aecom.com

- NOTES**
1. ALL WORKS TO BE EXECUTED IN ACCORDANCE WITH THE SPECIFICATION FOR HIGHWAY WORKS - THE MANUAL OF CONTRACT DOCUMENTS FOR HIGHWAY WORKS, DESIGN MANUAL FOR ROADS AND BRIDGES, TRAFFIC SIGNS MANUAL AND LOCAL COUNCIL GUIDELINES.
  2. ALL DIMENSIONS ARE IN MILLIMETRES UNLESS STATED OTHERWISE. ALL LEVELS ARE IN METRES AND RELATE TO ORDNANCE DATUM.
  3. DO NOT SCALE FROM ANY DRAWING. WORK TO FIGURED DIMENSIONS ONLY. ANY DISCREPANCIES IN DIMENSION ARE TO BE REFERRED TO THE DESIGNER BEFORE WORK IS PUT TO HAND.
  4. ALL DIMENSIONS AND LEVELS ARE TO BE CHECKED ON SITE BY THE CONTRACTOR PRIOR TO PREPARING ANY WORKING DRAWINGS OR COMMENCING ON SITE.
  5. ALL WORKS BY THE CONTRACTOR MUST BE CARRIED OUT IN SUCH A WAY THAT ALL REQUIREMENTS UNDER THE HEALTH AND SAFETY AT WORK ACT ARE SATISFIED.
  6. ALL WORK IS TO BE CARRIED OUT IN COMPLIANCE WITH THE REQUIREMENTS OF THE STATUTORY AUTHORITIES AND CONSTRUCTION DESIGN AND MANAGEMENT REGULATIONS.
  7. DRAWING BASE RECEIVED FROM EMAPSITE. AECOM CANNOT GUARANTEE THEIR ACCURACY. CONTRACTOR TO SATISFY THEMSELVES AS TO THE ACCURACY OF SUCH INFORMATION.

**ISSUE/REVISION**


I/R	DATE	DESCRIPTION

**KEY PLAN**

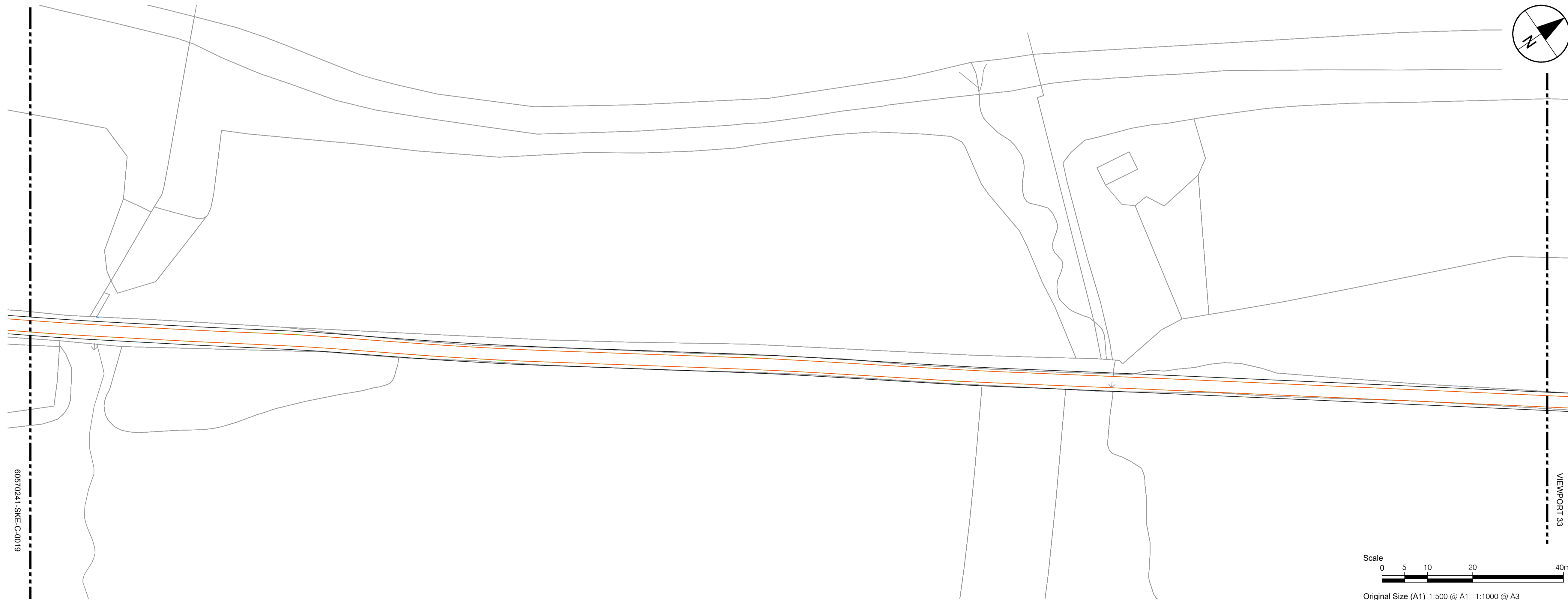
**PROJECT NUMBER**  
 60570241

**SHEET TITLE**  
 B862 TO B852  
 SPA LOW LOADER WITH BELL B50E  
 SHEET 17 OF 18

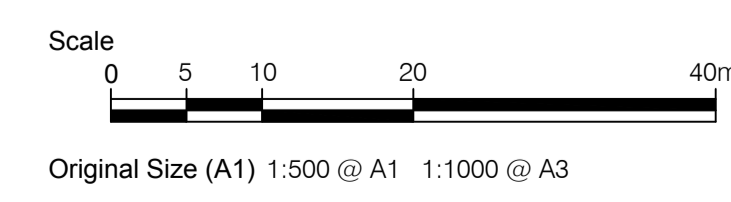
**SHEET NUMBER**  
 60570241-SKE-C-0018



**VIEWPORT 34**

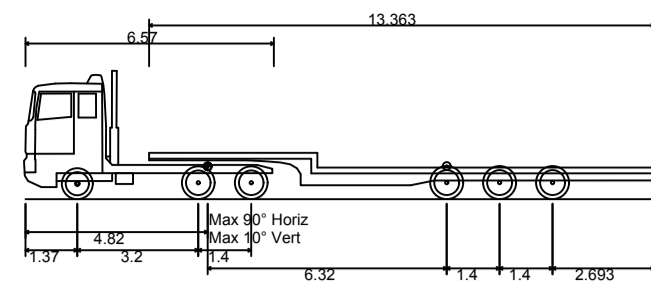


**VIEWPORT 33**

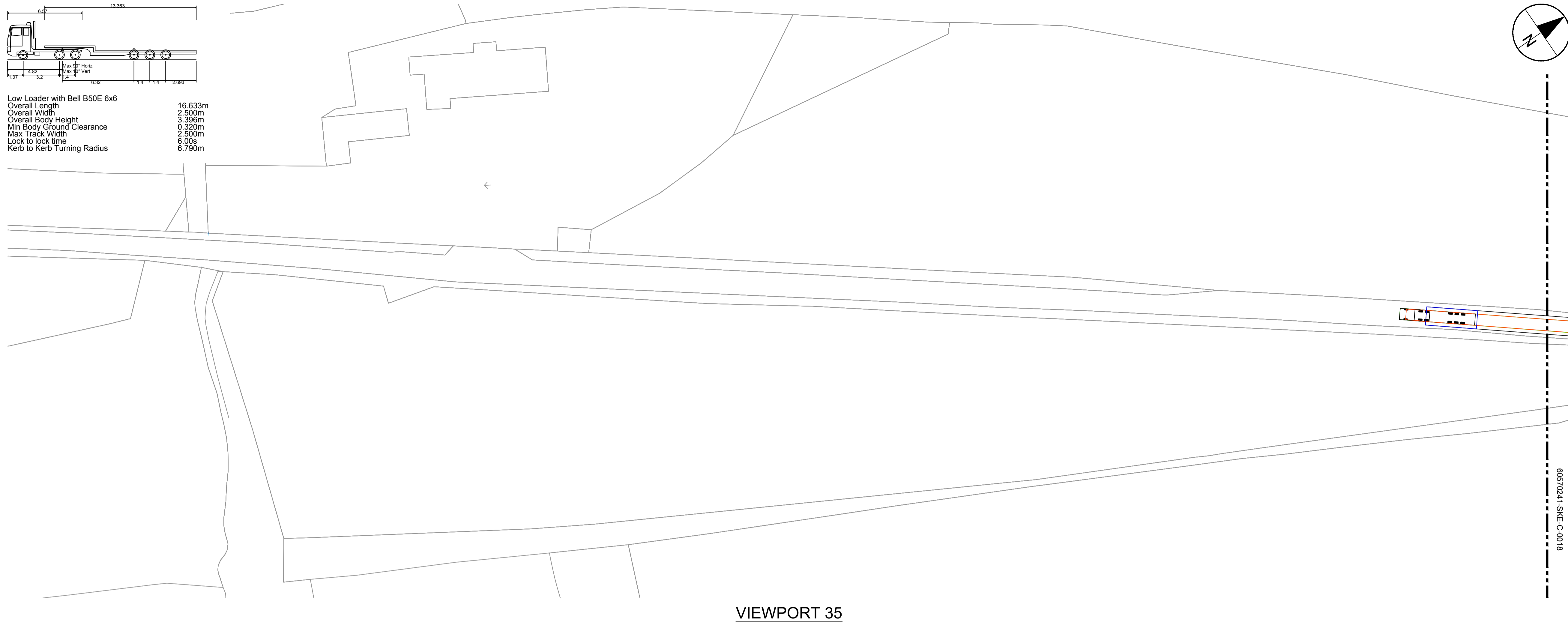


Filename: F:\PROJECTS\DEVELOPMENT - RED JOHN PSH EIA\03 EXECUTION\04 CAD\25-SKETCHES\60570241-SKE-C-002T00019.DWG  
 Last saved by: SWANSONAJ Last Potted: 2018-10-11

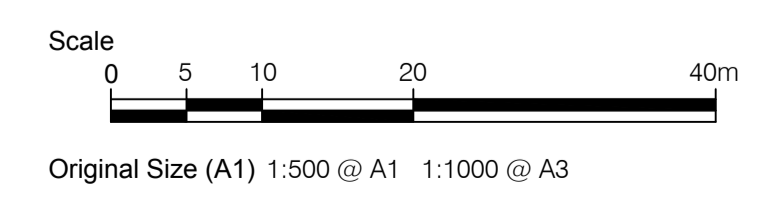
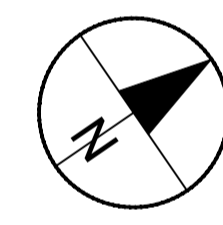
This drawing has been prepared for the use of AECOM's client. It may not be used, modified, reproduced or relied upon by third parties, except as agreed by AECOM or as required by law. AECOM accepts no responsibility, and denies any liability, whatsoever, to any party that uses or relies on this drawing without AECOM's express written consent. All measurements must be obtained from the stated dimensions.



Low Loader with Bell B50E 6x6	
Overall Length	16.633m
Overall Width	2.500m
Overall Body Height	3.590m
Min Body Ground Clearance	0.320m
Max Track Width	2.500m
Lock to lock time	6.00s
Kerb to Kerb Turning Radius	6.790m



**VIEWPORT 35**



This drawing has been prepared for the use of AECOM's client. It may not be used, modified, reproduced or relied upon by third parties, except as agreed by AECOM or as required by law. AECOM accepts no responsibility, and denies any liability, whatsoever, to any party that uses or relies on this drawing without AECOM's express written consent. All measurements must be obtained from the stated dimensions.

# AECOM

**PROJECT**  
**ILI PORTFOLIO EIA**  
**RED JOHN PUMPED**  
**STORAGE HYDRO**

**CLIENT**  
**ILI (Highlands PSH)**  
**Ltd.**

**CONSULTANT**  
 AECOM  
 1 Tanfield  
 EDINBURGH, EH3 5DA  
 +44 (0) 131 301 8600 tel  
 +44 (0) 131 301 8699 fax  
 www.aecom.com

- NOTES**
1. ALL WORKS TO BE EXECUTED IN ACCORDANCE WITH THE SPECIFICATION FOR HIGHWAY WORKS - THE MANUAL OF CONTRACT DOCUMENTS FOR HIGHWAY WORKS, DESIGN MANUAL FOR ROADS AND BRIDGES, TRAFFIC SIGNS MANUAL AND LOCAL COUNCIL GUIDELINES.
  2. ALL DIMENSIONS ARE IN MILLIMETRES UNLESS STATED OTHERWISE. ALL LEVELS ARE IN METRES AND RELATE TO ORDNANCE DATUM.
  3. DO NOT SCALE FROM ANY DRAWING. WORK TO FIGURED DIMENSIONS ONLY. ANY DISCREPANCIES IN DIMENSION ARE TO BE REFERRED TO THE DESIGNER BEFORE WORK IS PUT TO HAND.
  4. ALL DIMENSIONS AND LEVELS ARE TO BE CHECKED ON SITE BY THE CONTRACTOR PRIOR TO PREPARING ANY WORKING DRAWINGS OR COMMENCING ON SITE.
  5. ALL WORKS BY THE CONTRACTOR MUST BE CARRIED OUT IN SUCH A WAY THAT ALL REQUIREMENTS UNDER THE HEALTH AND SAFETY AT WORK ACT ARE SATISFIED.
  6. ALL WORK IS TO BE CARRIED OUT IN COMPLIANCE WITH THE REQUIREMENTS OF THE STATUTORY AUTHORITIES AND CONSTRUCTION DESIGN AND MANAGEMENT REGULATIONS.
  7. DRAWING BASE RECEIVED FROM EMAPSITE. AECOM CANNOT GUARANTEE THEIR ACCURACY. CONTRACTOR TO SATISFY THEMSELVES AS TO THE ACCURACY OF SUCH INFORMATION.

**ISSUE/REVISION**

I/R	DATE	DESCRIPTION

**KEY PLAN**

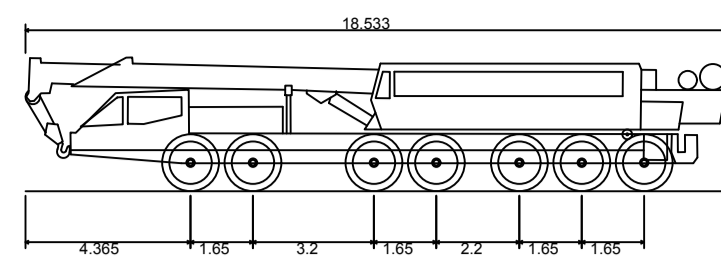
**PROJECT NUMBER**  
 60570241

**SHEET TITLE**  
 B862 TO B852  
 SPA LOW LOADER WITH BELL B50E  
 SHEET 18 OF 18

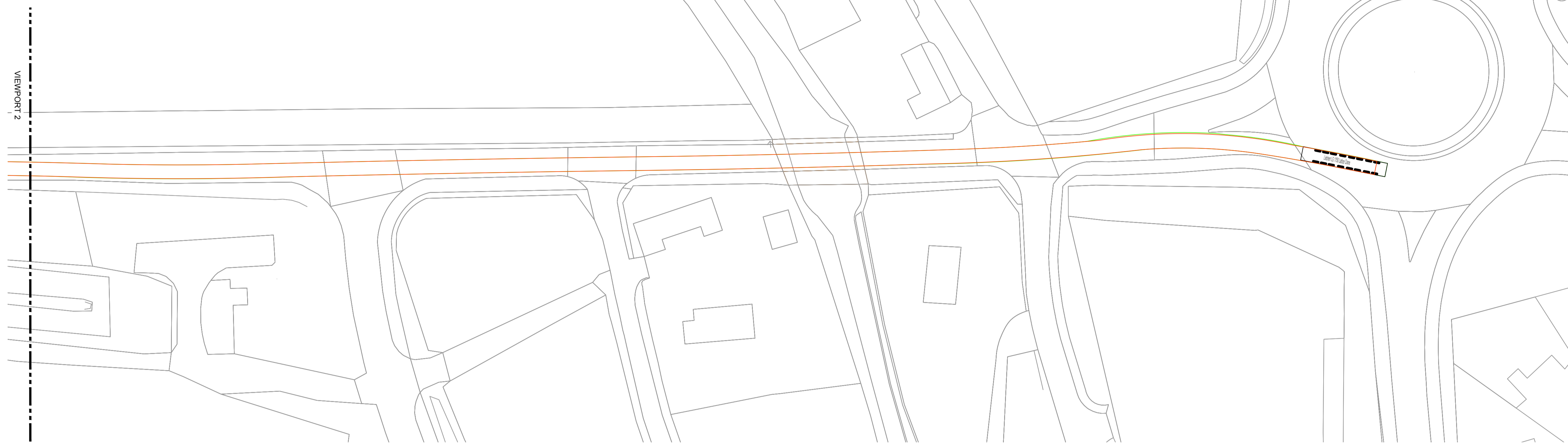
**SHEET NUMBER**  
 60570241-SKE-C-0019



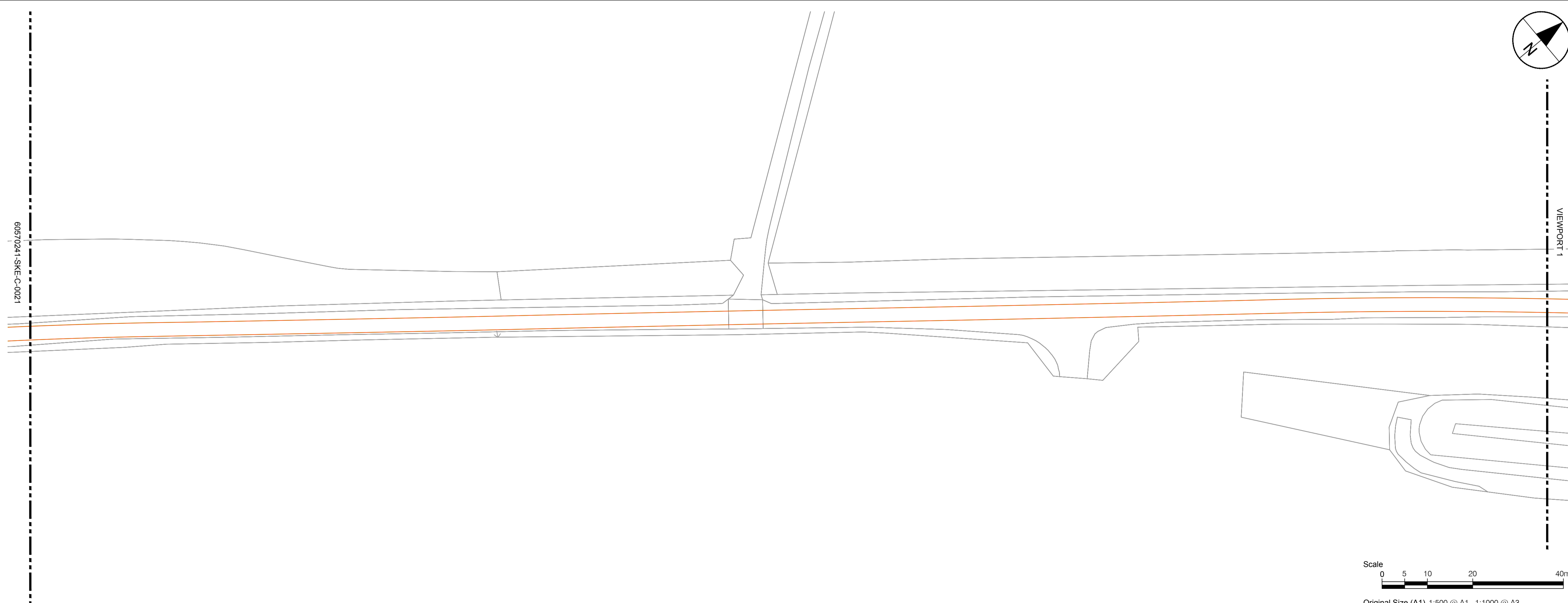
ISO A1 594mm x 841mm  
 Approved: \_\_\_\_\_  
 Checked: \_\_\_\_\_  
 Designer: \_\_\_\_\_  
 Project Management Initials: \_\_\_\_\_



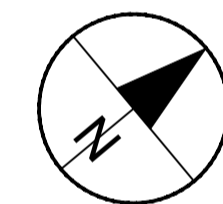
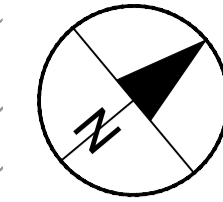
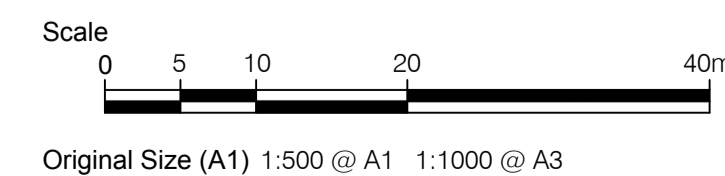
Liebherr - 1400-701 Mobile Crane  
 Overall Length 18.533m  
 Overall Width 3.100m  
 Overall Body Height 5.530m  
 Min Body Ground Clearance 0.740m  
 Track Width 3.100m  
 Lock to lock time 5.00s  
 Kerb to Kerb Turning Radius 13.868m



VIEWPORT 1



VIEWPORT 2



PROJECT

ILI PORTFOLIO EIA  
 RED JOHN PUMPED  
 STORAGE HYDRO

CLIENT

ILI (Highlands PSH)  
 Ltd.

CONSULTANT

AECOM  
 1 Tanfield  
 EDINBURGH, EH3 5DA  
 +44 (0) 131 301 8600 tel  
 +44 (0) 131 301 8699 fax  
 www.aecom.com

NOTES

- ALL WORKS TO BE EXECUTED IN ACCORDANCE WITH THE SPECIFICATION FOR HIGHWAY WORKS - THE MANUAL OF CONTRACT DOCUMENTS FOR HIGHWAY WORKS, DESIGN MANUAL FOR ROADS AND BRIDGES, TRAFFIC SIGNS MANUAL AND LOCAL COUNCIL GUIDELINES.
- ALL DIMENSIONS ARE IN MILLIMETRES UNLESS STATED OTHERWISE. ALL LEVELS ARE IN METRES AND RELATE TO ORDNANCE DATUM.
- DO NOT SCALE FROM ANY DRAWING. WORK TO FIGURED DIMENSIONS ONLY. ANY DISCREPANCIES IN DIMENSION ARE TO BE REFERRED TO THE DESIGNER BEFORE WORK IS PUT TO HAND.
- ALL DIMENSIONS AND LEVELS ARE TO BE CHECKED ON SITE BY THE CONTRACTOR PRIOR TO PREPARING ANY WORKING DRAWINGS OR COMMENCING ON SITE.
- ALL WORKS BY THE CONTRACTOR MUST BE CARRIED OUT IN SUCH A WAY THAT ALL REQUIREMENTS UNDER THE HEALTH AND SAFETY AT WORK ACT ARE SATISFIED.
- ALL WORK IS TO BE CARRIED OUT IN COMPLIANCE WITH THE REQUIREMENTS OF THE STATUTORY AUTHORITIES AND CONSTRUCTION DESIGN AND MANAGEMENT REGULATIONS.
- DRAWING BASE RECEIVED FROM EMAPSITE. AECOM CANNOT GUARANTEE THEIR ACCURACY. CONTRACTOR TO SATISFY THEMSELVES AS TO THE ACCURACY OF SUCH INFORMATION.

ISSUE/REVISION

I/R	DATE	DESCRIPTION

KEY PLAN

PROJECT NUMBER

60570241

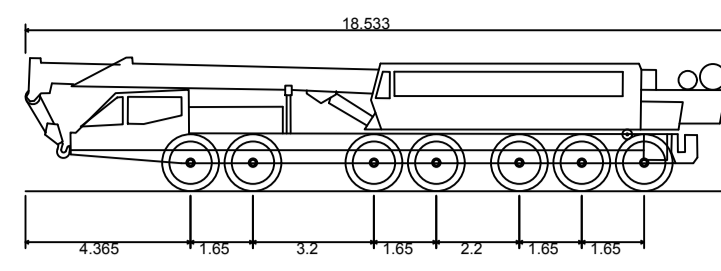
SHEET TITLE

B862 TO B852  
 SPA LIEBHERR - 1400-701 CRANE  
 SHEET 1 OF 18

SHEET NUMBER

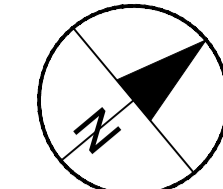
60570241-SKE-C-0020

This drawing has been prepared for the use of AECOM's client. It may not be used, modified, reproduced or relied upon by third parties, except as agreed by AECOM or as required by law. AECOM accepts no responsibility, and denies any liability, whatsoever, to any party that uses or relies on this drawing without AECOM's express written consent. All measurements must be obtained from the stated dimensions.



Liebherr - 1400-701 Mobile Crane  
 Overall Length 18.533m  
 Overall Width 3.100m  
 Overall Body Height 5.530m  
 Min Body Ground Clearance 0.740m  
 Track Width 3.100m  
 Lock to lock time 5.00s  
 Kerb to Kerb Turning Radius 13.868m

Approved: \_\_\_\_\_  
 Checked: \_\_\_\_\_  
 Designer: \_\_\_\_\_  
 Project Management Initials: \_\_\_\_\_



# AECOM

**PROJECT**  
**ILI PORTFOLIO EIA**  
**RED JOHN PUMPED**  
**STORAGE HYDRO**

**CLIENT**  
**ILI (Highlands PSH)**  
**Ltd.**

**CONSULTANT**  
 AECOM  
 1 Tanfield  
 EDINBURGH, EH3 5DA  
 +44 (0) 131 301 8600 tel  
 +44 (0) 131 301 8699 fax  
 www.aecom.com

- NOTES**
1. ALL WORKS TO BE EXECUTED IN ACCORDANCE WITH THE SPECIFICATION FOR HIGHWAY WORKS - THE MANUAL OF CONTRACT DOCUMENTS FOR HIGHWAY WORKS, DESIGN MANUAL FOR ROADS AND BRIDGES, TRAFFIC SIGNS MANUAL AND LOCAL COUNCIL GUIDELINES.
  2. ALL DIMENSIONS ARE IN MILLIMETRES UNLESS STATED OTHERWISE. ALL LEVELS ARE IN METRES AND RELATE TO ORDNANCE DATUM.
  3. DO NOT SCALE FROM ANY DRAWING. WORK TO FIGURED DIMENSIONS ONLY. ANY DISCREPANCIES IN DIMENSION ARE TO BE REFERRED TO THE DESIGNER BEFORE WORK IS PUT TO HAND.
  4. ALL DIMENSIONS AND LEVELS ARE TO BE CHECKED ON SITE BY THE CONTRACTOR PRIOR TO PREPARING ANY WORKING DRAWINGS OR COMMENCING ON SITE.
  5. ALL WORKS BY THE CONTRACTOR MUST BE CARRIED OUT IN SUCH A WAY THAT ALL REQUIREMENTS UNDER THE HEALTH AND SAFETY AT WORK ACT ARE SATISFIED.
  6. ALL WORK IS TO BE CARRIED OUT IN COMPLIANCE WITH THE REQUIREMENTS OF THE STATUTORY AUTHORITIES AND CONSTRUCTION DESIGN AND MANAGEMENT REGULATIONS.
  7. DRAWING BASE RECEIVED FROM EMAPSITE. AECOM CANNOT GUARANTEE THEIR ACCURACY. CONTRACTOR TO SATISFY THEMSELVES AS TO THE ACCURACY OF SUCH INFORMATION.

**ISSUE/REVISION**


I/R	DATE	DESCRIPTION

**KEY PLAN**

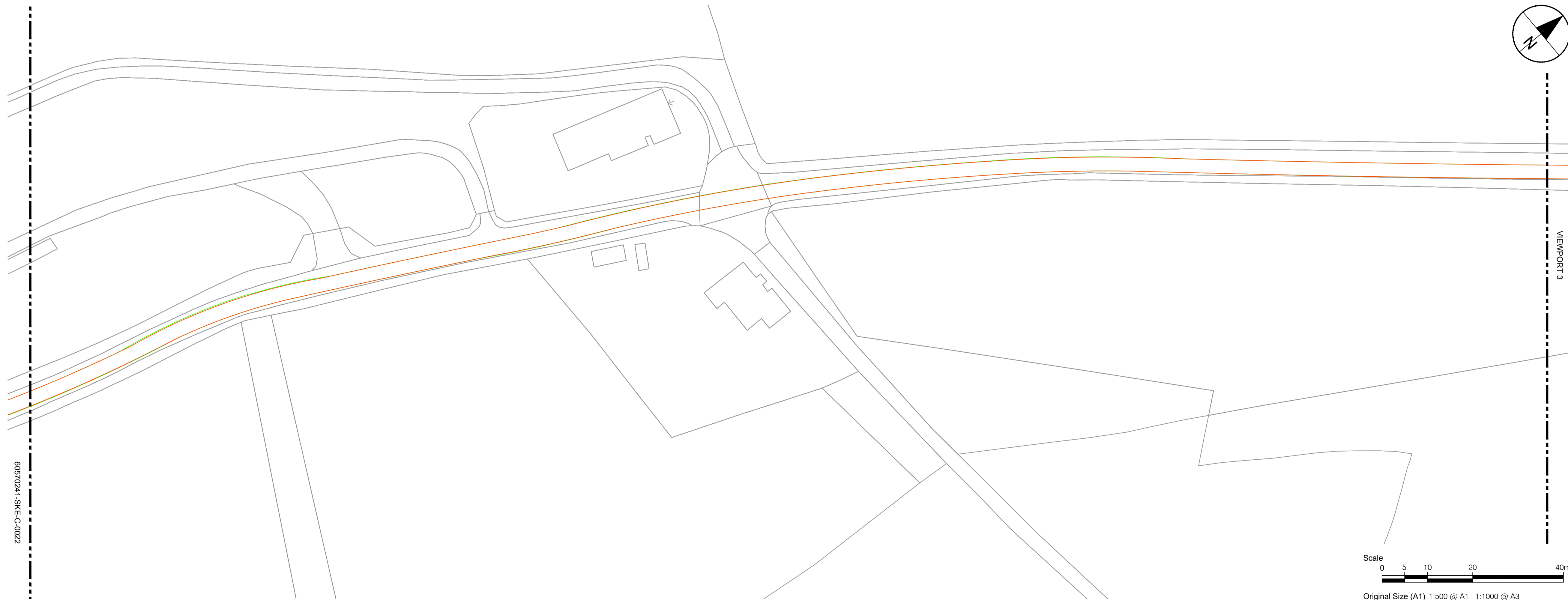
**PROJECT NUMBER**  
 60570241

**SHEET TITLE**  
 B862 TO B852  
 SPA LIEBHERR - 1400-701 CRANE  
 SHEET 2 OF 18

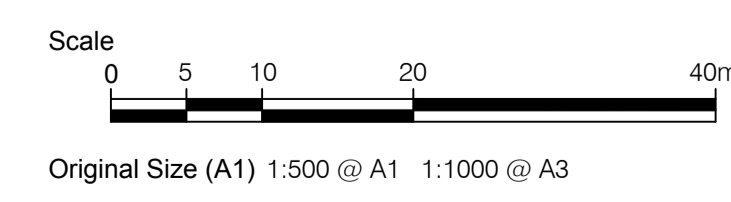
**SHEET NUMBER**  
 60570241-SKE-C-0021



**VIEWPORT 3**

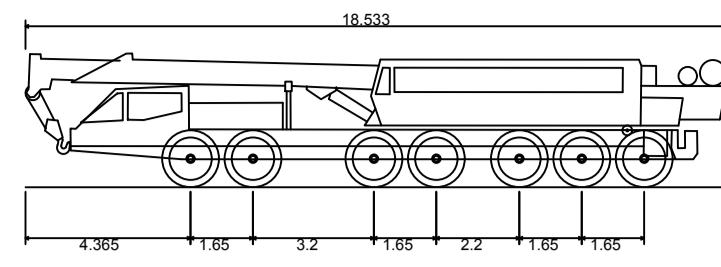


**VIEWPORT 4**

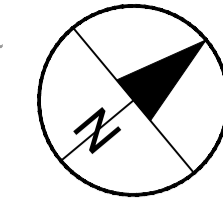


This drawing has been prepared for the use of AECOM's client. It may not be used, modified, reproduced or relied upon by third parties, except as agreed by AECOM or as required by law. AECOM accepts no responsibility, and denies any liability, whatsoever, to any party that uses or relies on this drawing without AECOM's express written consent. All measurements must be obtained from the stated dimensions.

ISO A1 594mm x 841mm  
 Approved: \_\_\_\_\_  
 Checked: \_\_\_\_\_  
 Designer: \_\_\_\_\_  
 Project Management Initials: \_\_\_\_\_



Liebherr - 1400-701 Mobile Crane  
 Overall Length 18.533m  
 Overall Width 3.100m  
 Overall Body Height 5.530m  
 Min Body Ground Clearance 0.740m  
 Track Width 3.100m  
 Lock to lock time 5.00s  
 Kerb to Kerb Turning Radius 13.868m



# AECOM

**PROJECT**  
 ILI PORTFOLIO EIA  
 RED JOHN PUMPED  
 STORAGE HYDRO

**CLIENT**  
 ILI (Highlands PSH)  
 Ltd.

**CONSULTANT**  
 AECOM  
 1 Tanfield  
 EDINBURGH, EH3 5DA  
 +44 (0) 131 301 8600 tel  
 +44 (0) 131 301 8699 fax  
 www.aecom.com

- NOTES**
1. ALL WORKS TO BE EXECUTED IN ACCORDANCE WITH THE SPECIFICATION FOR HIGHWAY WORKS - THE MANUAL OF CONTRACT DOCUMENTS FOR HIGHWAY WORKS, DESIGN MANUAL FOR ROADS AND BRIDGES, TRAFFIC SIGNS MANUAL AND LOCAL COUNCIL GUIDELINES.
  2. ALL DIMENSIONS ARE IN MILLIMETRES UNLESS STATED OTHERWISE. ALL LEVELS ARE IN METRES AND RELATE TO ORDNANCE DATUM.
  3. DO NOT SCALE FROM ANY DRAWING. WORK TO FIGURED DIMENSIONS ONLY. ANY DISCREPANCIES IN DIMENSION ARE TO BE REFERRED TO THE DESIGNER BEFORE WORK IS PUT TO HAND.
  4. ALL DIMENSIONS AND LEVELS ARE TO BE CHECKED ON SITE BY THE CONTRACTOR PRIOR TO PREPARING ANY WORKING DRAWINGS OR COMMENCING ON SITE.
  5. ALL WORKS BY THE CONTRACTOR MUST BE CARRIED OUT IN SUCH A WAY THAT ALL REQUIREMENTS UNDER THE HEALTH AND SAFETY AT WORK ACT ARE SATISFIED.
  6. ALL WORK IS TO BE CARRIED OUT IN COMPLIANCE WITH THE REQUIREMENTS OF THE STATUTORY AUTHORITIES AND CONSTRUCTION DESIGN AND MANAGEMENT REGULATIONS.
  7. DRAWING BASE RECEIVED FROM EMAPSITE. AECOM CANNOT GUARANTEE THEIR ACCURACY. CONTRACTOR TO SATISFY THEMSELVES AS TO THE ACCURACY OF SUCH INFORMATION.

**ISSUE/REVISION**

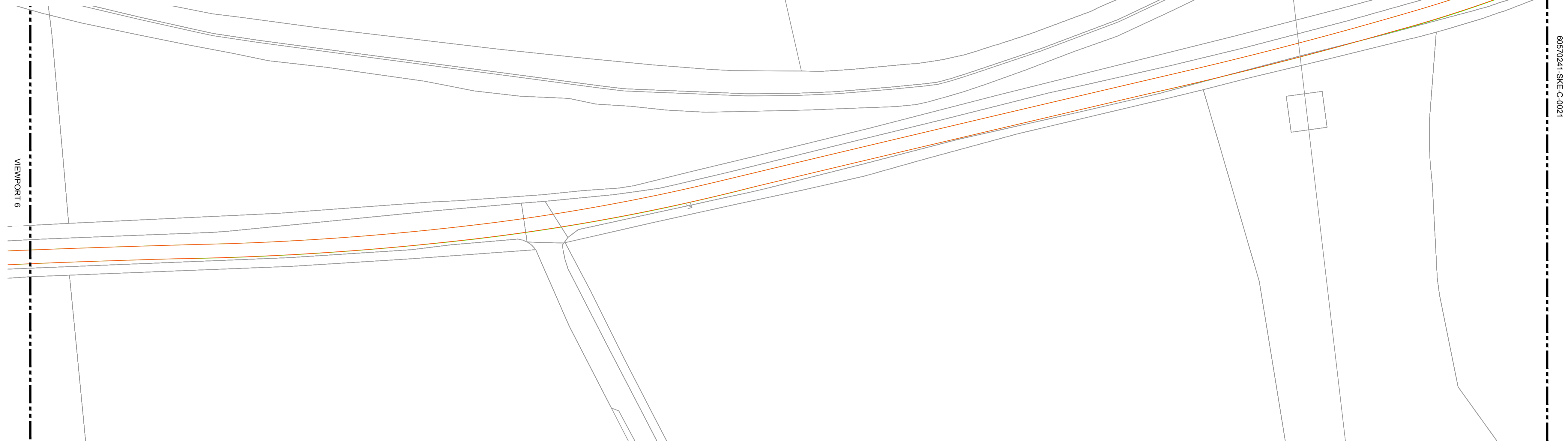
I/R	DATE	DESCRIPTION

**KEY PLAN**


**PROJECT NUMBER**  
 60570241

**SHEET TITLE**  
 B862 TO B852  
 SPA LIEBHERR - 1400-701 CRANE  
 SHEET 3 OF 18

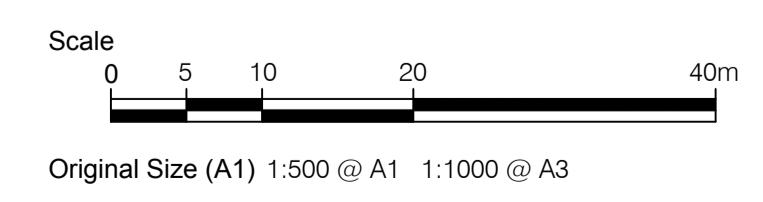
**SHEET NUMBER**  
 60570241-SKE-C-0022



**VIEWPORT 5**



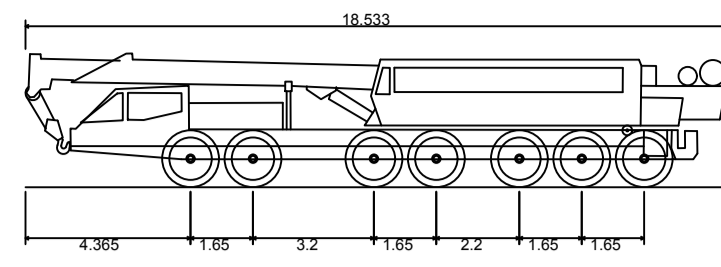
**VIEWPORT 6**



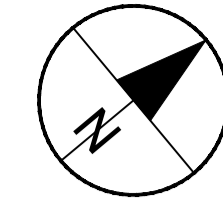
Filename: F:\PROJECTS\DEVELOPMENT - RED JOHN PSH EIA\03 EXECUTION\04 CAD\25-SKETCHES\60570241-SKE-C-0022\00037.DWG  
 Last saved by: SWANSONAJ Last Potted: 2018-10-11

This drawing has been prepared for the use of AECOM's client. It may not be used, modified, reproduced or relied upon by third parties, except as agreed by AECOM or as required by law. AECOM accepts no responsibility, and denies any liability, whatsoever, to any party that uses or relies on this drawing without AECOM's express written consent. All measurements must be obtained from the stated dimensions.

ISO A1 594mm x 841mm  
 Approved: \_\_\_\_\_  
 Checked: \_\_\_\_\_  
 Designer: \_\_\_\_\_  
 Project Management Initials: \_\_\_\_\_



Liebherr - 1400-701 Mobile Crane  
 Overall Length 18.533m  
 Overall Width 3.100m  
 Overall Body Height 5.530m  
 Min Body Ground Clearance 0.740m  
 Track Width 3.100m  
 Lock to lock time 5.00s  
 Kerb to Kerb Turning Radius 13.868m



# AECOM

**PROJECT**  
 ILI PORTFOLIO EIA  
 RED JOHN PUMPED  
 STORAGE HYDRO

**CLIENT**  
 ILI (Highlands PSH)  
 Ltd.

**CONSULTANT**  
 AECOM  
 1 Tanfield  
 EDINBURGH, EH3 5DA  
 +44 (0) 131 301 8600 tel  
 +44 (0) 131 301 8699 fax  
 www.aecom.com

- NOTES**
- ALL WORKS TO BE EXECUTED IN ACCORDANCE WITH THE SPECIFICATION FOR HIGHWAY WORKS - THE MANUAL OF CONTRACT DOCUMENTS FOR HIGHWAY WORKS, DESIGN MANUAL FOR ROADS AND BRIDGES, TRAFFIC SIGNS MANUAL AND LOCAL COUNCIL GUIDELINES.
  - ALL DIMENSIONS ARE IN MILLIMETRES UNLESS STATED OTHERWISE. ALL LEVELS ARE IN METRES AND RELATE TO ORDNANCE DATUM.
  - DO NOT SCALE FROM ANY DRAWING. WORK TO FIGURED DIMENSIONS ONLY. ANY DISCREPANCIES IN DIMENSION ARE TO BE REFERRED TO THE DESIGNER BEFORE WORK IS PUT TO HAND.
  - ALL DIMENSIONS AND LEVELS ARE TO BE CHECKED ON SITE BY THE CONTRACTOR PRIOR TO PREPARING ANY WORKING DRAWINGS OR COMMENCING ON SITE.
  - ALL WORKS BY THE CONTRACTOR MUST BE CARRIED OUT IN SUCH A WAY THAT ALL REQUIREMENTS UNDER THE HEALTH AND SAFETY AT WORK ACT ARE SATISFIED.
  - ALL WORK IS TO BE CARRIED OUT IN COMPLIANCE WITH THE REQUIREMENTS OF THE STATUTORY AUTHORITIES AND CONSTRUCTION DESIGN AND MANAGEMENT REGULATIONS.
  - DRAWING BASE RECEIVED FROM EMAPSITE. AECOM CANNOT GUARANTEE THEIR ACCURACY. CONTRACTOR TO SATISFY THEMSELVES AS TO THE ACCURACY OF SUCH INFORMATION.

**ISSUE/REVISION**

I/R	DATE	DESCRIPTION

**KEY PLAN**

**PROJECT NUMBER**

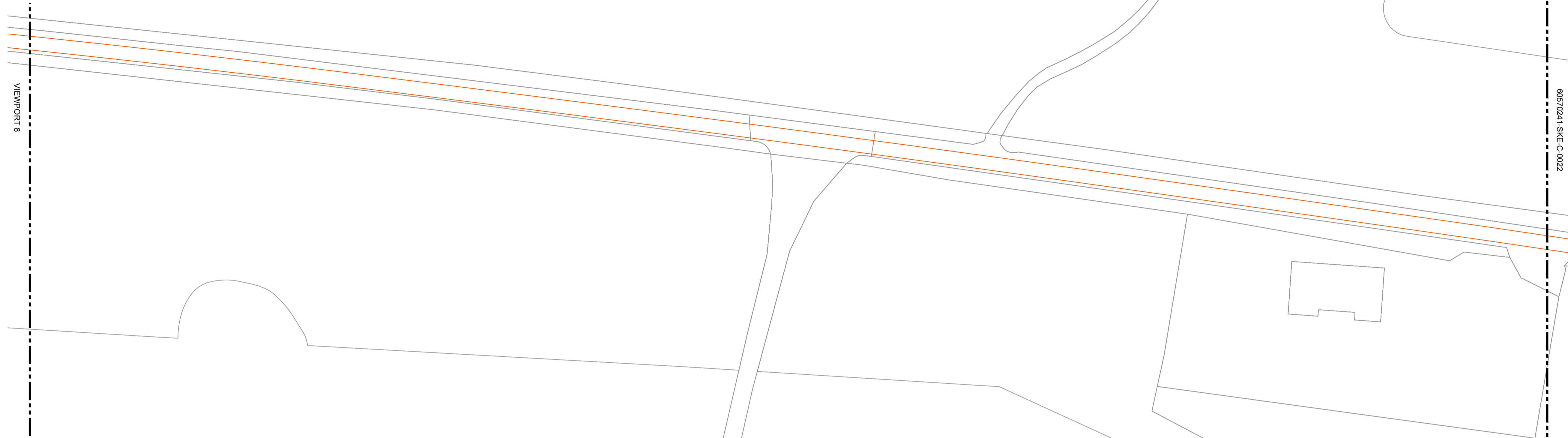
60570241

**SHEET TITLE**

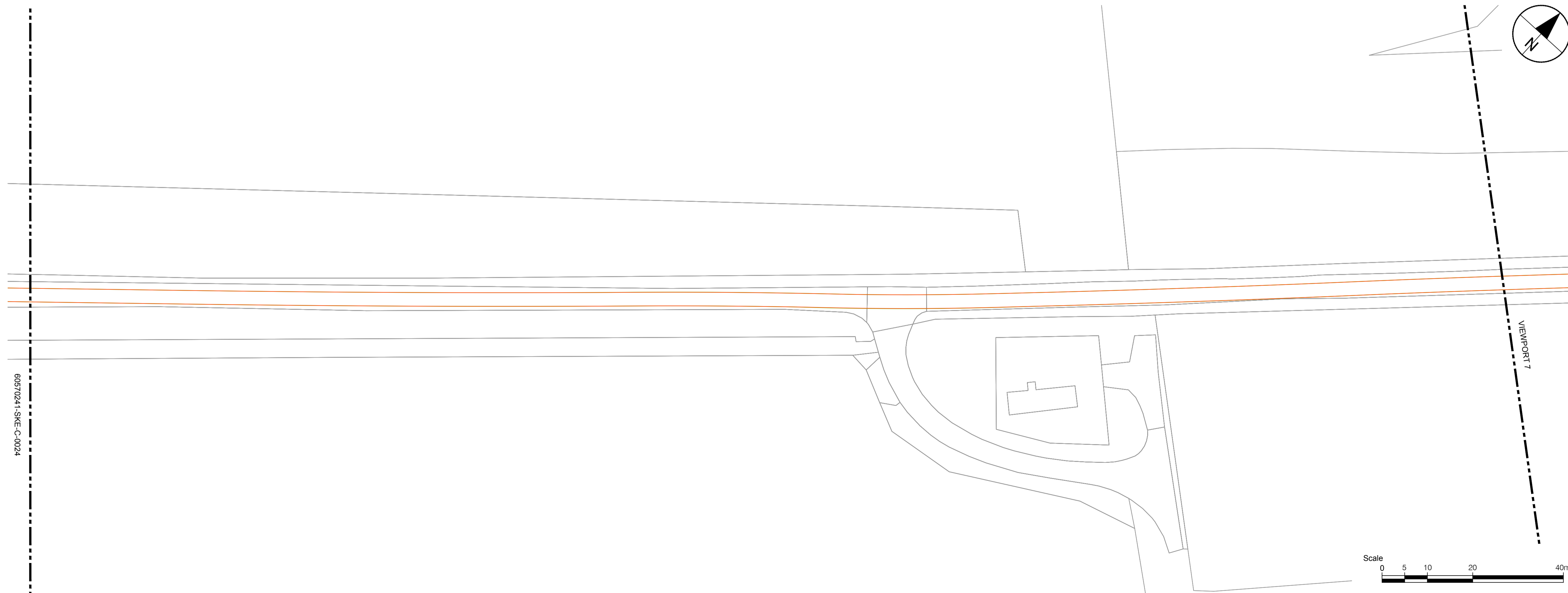
B862 TO B852  
 SPA LIEBHERR - 1400-701 CRANE  
 SHEET 4 OF 18

**SHEET NUMBER**

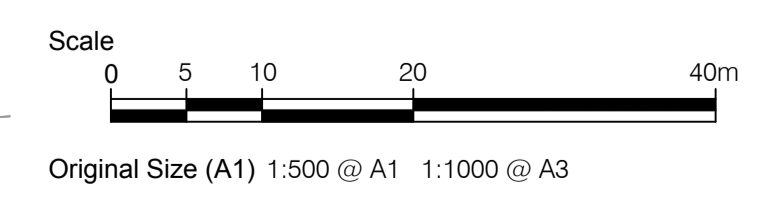
60570241-SKE-C-0023



VIEWPORT 7



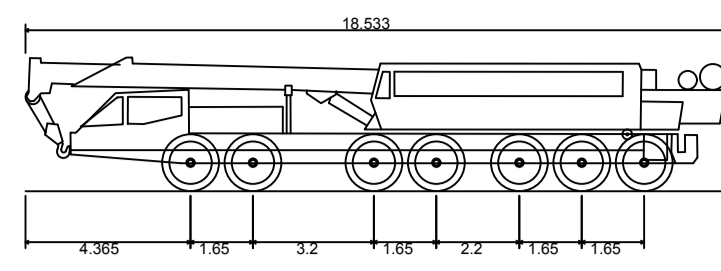
VIEWPORT 8



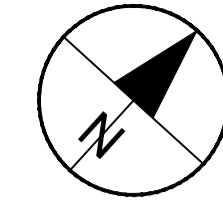
Filename: F:\PROJECTS\DEVELOPMENT - RED JOHN PSH EIA\03 EXECUTION\04 CAD\25-SKETCHES\60570241-SKE-C-0020\T00037.DWG  
 Last saved by: SWANSONAJ Last Potted: 2018-10-11

This drawing has been prepared for the use of AECOM's client. It may not be used, modified, reproduced or relied upon by third parties, except as agreed by AECOM or as required by law. AECOM accepts no responsibility, and denies any liability, whatsoever, to any party that uses or relies on this drawing without AECOM's express written consent. All measurements must be obtained from the stated dimensions.

File name: F:\PROJECTS\DEVELOPMENT - RED JOHN PSH EIA\03 EXECUTION\04 CAD\25-SKETCHES\60570241-SKE-C-0020\00037.DWG  
 Last saved by: SWANSONAU Last Prolifer: 2018-10-11  
 ISO A1 594mm x 841mm  
 Project Management Initials: Designer: \_\_\_\_\_ Checked: \_\_\_\_\_ Approved: \_\_\_\_\_



Liebherr - 1400-701 Mobile Crane  
 Overall Length 18.533m  
 Overall Width 3.100m  
 Overall Body Height 5.530m  
 Min Body Ground Clearance 0.740m  
 Track Width 3.100m  
 Lock to lock time 5.00s  
 Kerb to Kerb Turning Radius 13.868m



**PROJECT**  
 ILI PORTFOLIO EIA  
 RED JOHN PUMPED  
 STORAGE HYDRO

**CLIENT**  
 ILI (Highlands PSH)  
 Ltd.

**CONSULTANT**  
 AECOM  
 1 Tanfield  
 EDINBURGH, EH3 5DA  
 +44 (0) 131 301 8600 tel  
 +44 (0) 131 301 8699 fax  
 www.aecom.com

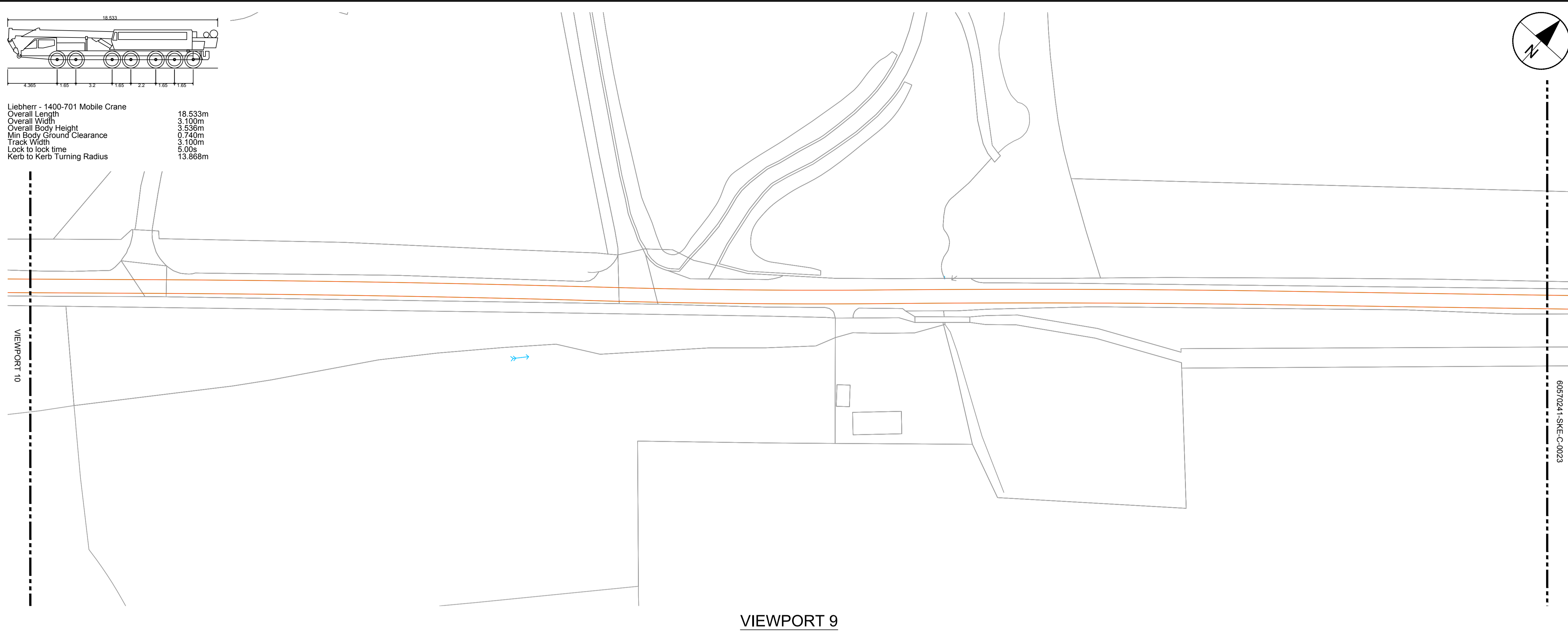
- NOTES**
- ALL WORKS TO BE EXECUTED IN ACCORDANCE WITH THE SPECIFICATION FOR HIGHWAY WORKS - THE MANUAL OF CONTRACT DOCUMENTS FOR HIGHWAY WORKS, DESIGN MANUAL FOR ROADS AND BRIDGES, TRAFFIC SIGNS MANUAL AND LOCAL COUNCIL GUIDELINES.
  - ALL DIMENSIONS ARE IN MILLIMETRES UNLESS STATED OTHERWISE. ALL LEVELS ARE IN METRES AND RELATE TO ORDNANCE DATUM.
  - DO NOT SCALE FROM ANY DRAWING. WORK TO FIGURED DIMENSIONS ONLY. ANY DISCREPANCIES IN DIMENSION ARE TO BE REFERRED TO THE DESIGNER BEFORE WORK IS PUT TO HAND.
  - ALL DIMENSIONS AND LEVELS ARE TO BE CHECKED ON SITE BY THE CONTRACTOR PRIOR TO PREPARING ANY WORKING DRAWINGS OR COMMENCING ON SITE.
  - ALL WORKS BY THE CONTRACTOR MUST BE CARRIED OUT IN SUCH A WAY THAT ALL REQUIREMENTS UNDER THE HEALTH AND SAFETY AT WORK ACT ARE SATISFIED.
  - ALL WORK IS TO BE CARRIED OUT IN COMPLIANCE WITH THE REQUIREMENTS OF THE STATUTORY AUTHORITIES AND CONSTRUCTION DESIGN AND MANAGEMENT REGULATIONS.
  - DRAWING BASE RECEIVED FROM EMAPSITE. AECOM CANNOT GUARANTEE THEIR ACCURACY. CONTRACTOR TO SATISFY THEMSELVES AS TO THE ACCURACY OF SUCH INFORMATION.

**ISSUE/REVISION**

I/R	DATE	DESCRIPTION

**KEY PLAN**

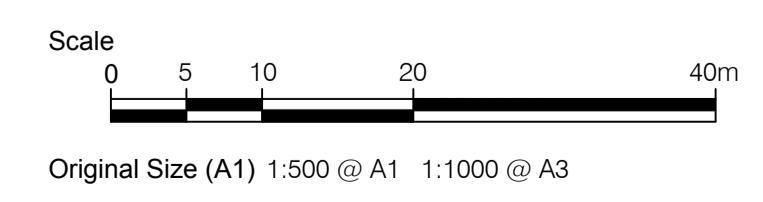
**PROJECT NUMBER**  
 60570241  
**SHEET TITLE**  
 B862 TO B852  
 SPA LIEBHERR - 1400-701 CRANE  
 SHEET 5 OF 18  
**SHEET NUMBER**  
 60570241-SKE-C-0024



VIEWPORT 9

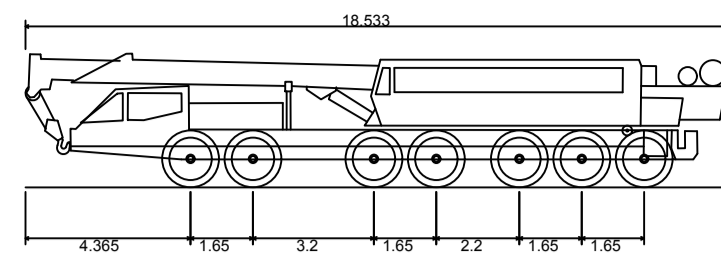


VIEWPORT 10

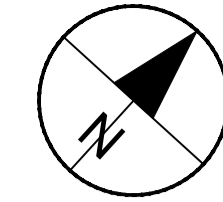


This drawing has been prepared for the use of AECOM's client. It may not be used, modified, reproduced or relied upon by third parties, except as agreed by AECOM or as required by law. AECOM accepts no responsibility, and denies any liability, whatsoever, to any party that uses or relies on this drawing without AECOM's express written consent. All measurements must be obtained from the stated dimensions.

ISO A1 594mm x 841mm  
 Approved: \_\_\_\_\_  
 Checked: \_\_\_\_\_  
 Designer: \_\_\_\_\_  
 Project Management Initials: \_\_\_\_\_



Liebherr - 1400-701 Mobile Crane  
 Overall Length 18.533m  
 Overall Width 3.100m  
 Overall Body Height 5.530m  
 Min Body Ground Clearance 0.740m  
 Track Width 3.100m  
 Lock to lock time 5.00s  
 Kerb to Kerb Turning Radius 13.868m



# AECOM

**PROJECT**  
 ILI PORTFOLIO EIA  
 RED JOHN PUMPED  
 STORAGE HYDRO

**CLIENT**  
 ILI (Highlands PSH)  
 Ltd.

**CONSULTANT**  
 AECOM  
 1 Tanfield  
 EDINBURGH, EH3 5DA  
 +44 (0) 131 301 8600 tel  
 +44 (0) 131 301 8699 fax  
 www.aecom.com

- NOTES**
1. ALL WORKS TO BE EXECUTED IN ACCORDANCE WITH THE SPECIFICATION FOR HIGHWAY WORKS - THE MANUAL OF CONTRACT DOCUMENTS FOR HIGHWAY WORKS, DESIGN MANUAL FOR ROADS AND BRIDGES, TRAFFIC SIGNS MANUAL AND LOCAL COUNCIL GUIDELINES.
  2. ALL DIMENSIONS ARE IN MILLIMETRES UNLESS STATED OTHERWISE. ALL LEVELS ARE IN METRES AND RELATE TO ORDANCE DATUM.
  3. DO NOT SCALE FROM ANY DRAWING. WORK TO FIGURED DIMENSIONS ONLY. ANY DISCREPANCIES IN DIMENSION ARE TO BE REFERRED TO THE DESIGNER BEFORE WORK IS PUT TO HAND.
  4. ALL DIMENSIONS AND LEVELS ARE TO BE CHECKED ON SITE BY THE CONTRACTOR PRIOR TO PREPARING ANY WORKING DRAWINGS OR COMMENCING ON SITE.
  5. ALL WORKS BY THE CONTRACTOR MUST BE CARRIED OUT IN SUCH A WAY THAT ALL REQUIREMENTS UNDER THE HEALTH AND SAFETY AT WORK ACT ARE SATISFIED.
  6. ALL WORK IS TO BE CARRIED OUT IN COMPLIANCE WITH THE REQUIREMENTS OF THE STATUTORY AUTHORITIES AND CONSTRUCTION DESIGN AND MANAGEMENT REGULATIONS.
  7. DRAWING BASE RECEIVED FROM EMAPSITE. AECOM CANNOT GUARANTEE THEIR ACCURACY. CONTRACTOR TO SATISFY THEMSELVES AS TO THE ACCURACY OF SUCH INFORMATION.

**ISSUE/REVISION**


I/R	DATE	DESCRIPTION

**KEY PLAN**

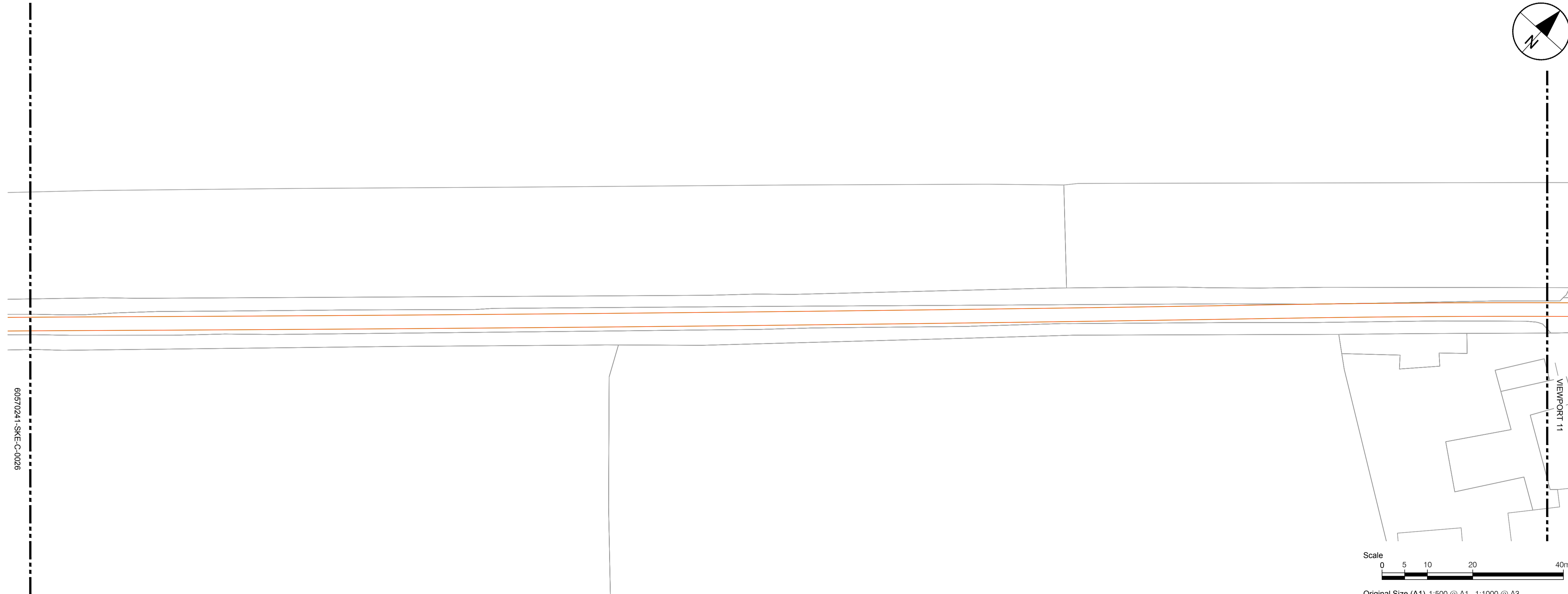
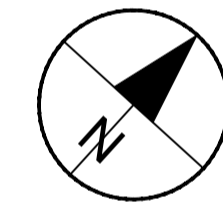
**PROJECT NUMBER**  
 60570241

**SHEET TITLE**  
 B862 TO B852  
 SPA LIEBHERR - 1400-701 CRANE  
 SHEET 6 OF 18

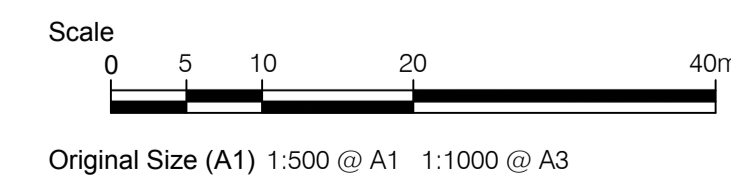
**SHEET NUMBER**  
 60570241-SKE-C-0025



**VIEWPORT 11**



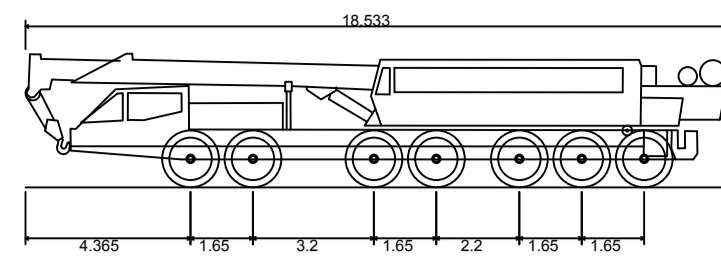
**VIEWPORT 12**



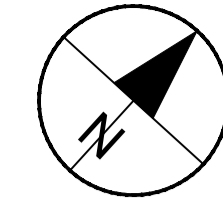
Filename: F:\PROJECTS\DEVELOPMENT - RED JOHN PSH EIA\03 EXECUTION\04 CAD\25-SKETCHES\60570241-SKE-C-0025\00037.DWG  
 Last saved by: SWANSONAJ Last Potted: 2018-10-11

This drawing has been prepared for the use of AECOM's client. It may not be used, modified, reproduced or relied upon by third parties, except as agreed by AECOM or as required by law. AECOM accepts no responsibility, and denies any liability, whatsoever, to any party that uses or relies on this drawing without AECOM's express written consent. All measurements must be obtained from the stated dimensions.

ISO A1 594mm x 841mm  
 Approved: \_\_\_\_\_  
 Checked: \_\_\_\_\_  
 Designer: \_\_\_\_\_  
 Project Management Initials: \_\_\_\_\_



Liebherr - 1400-701 Mobile Crane  
 Overall Length 18.533m  
 Overall Width 3.100m  
 Overall Body Height 5.530m  
 Min Body Ground Clearance 0.740m  
 Track Width 3.100m  
 Lock to lock time 5.000s  
 Kerb to Kerb Turning Radius 13.868m



# AECOM

PROJECT

**ILI PORTFOLIO EIA  
 RED JOHN PUMPED  
 STORAGE HYDRO**

CLIENT

**ILI (Highlands PSH)  
 Ltd.**

CONSULTANT

AECOM  
 1 Tanfield  
 EDINBURGH, EH3 5DA  
 +44 (0) 131 301 8600 tel  
 +44 (0) 131 301 8699 fax  
 www.aecom.com

NOTES

1. ALL WORKS TO BE EXECUTED IN ACCORDANCE WITH THE SPECIFICATION FOR HIGHWAY WORKS - THE MANUAL OF CONTRACT DOCUMENTS FOR HIGHWAY WORKS, DESIGN MANUAL FOR ROADS AND BRIDGES, TRAFFIC SIGNS MANUAL AND LOCAL COUNCIL GUIDELINES.
2. ALL DIMENSIONS ARE IN MILLIMETRES UNLESS STATED OTHERWISE. ALL LEVELS ARE IN METRES AND RELATE TO ORDNANCE DATUM.
3. DO NOT SCALE FROM ANY DRAWING. WORK TO FIGURED DIMENSIONS ONLY. ANY DISCREPANCIES IN DIMENSION ARE TO BE REFERRED TO THE DESIGNER BEFORE WORK IS PUT TO HAND.
4. ALL DIMENSIONS AND LEVELS ARE TO BE CHECKED ON SITE BY THE CONTRACTOR PRIOR TO PREPARING ANY WORKING DRAWINGS OR COMMENCING ON SITE.
5. ALL WORKS BY THE CONTRACTOR MUST BE CARRIED OUT IN SUCH A WAY THAT ALL REQUIREMENTS UNDER THE HEALTH AND SAFETY AT WORK ACT ARE SATISFIED.
6. ALL WORK IS TO BE CARRIED OUT IN COMPLIANCE WITH THE REQUIREMENTS OF THE STATUTORY AUTHORITIES AND CONSTRUCTION DESIGN AND MANAGEMENT REGULATIONS.
7. DRAWING BASE RECEIVED FROM EMAPSITE. AECOM CANNOT GUARANTEE THEIR ACCURACY. CONTRACTOR TO SATISFY THEMSELVES AS TO THE ACCURACY OF SUCH INFORMATION.

ISSUE/REVISION

I/R	DATE	DESCRIPTION

KEY PLAN

PROJECT NUMBER

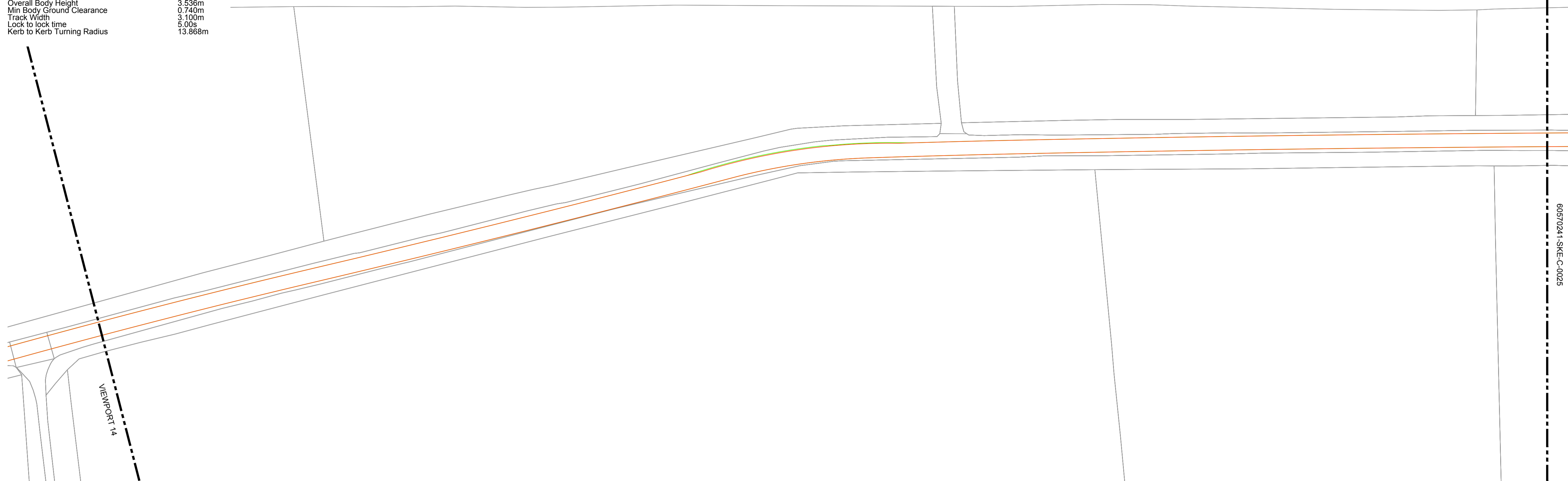
60570241

SHEET TITLE

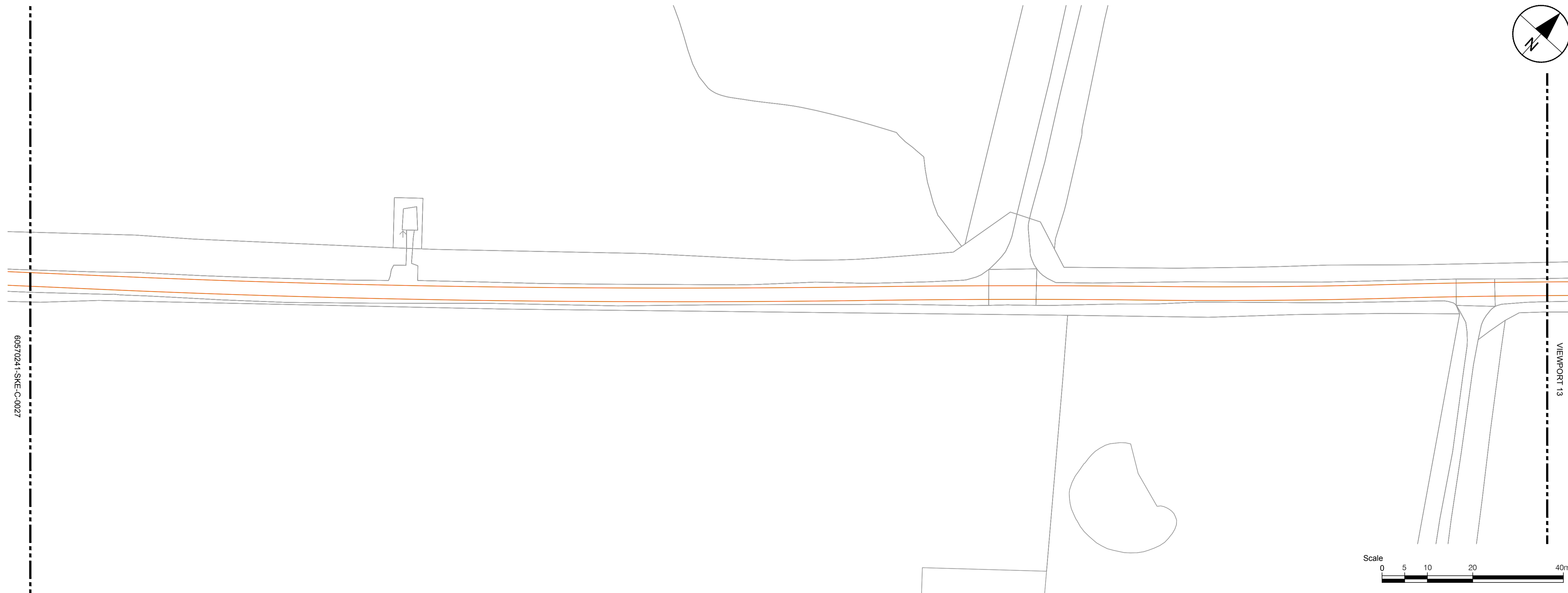
B862 TO B852  
 SPA LIEBHERR - 1400-701 CRANE  
 SHEET 7 OF 18

SHEET NUMBER

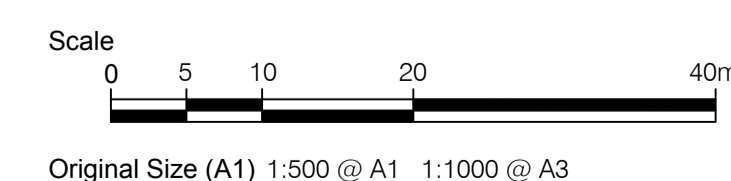
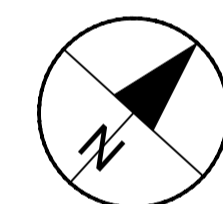
60570241-SKE-C-0026



**VIEWPORT 13**



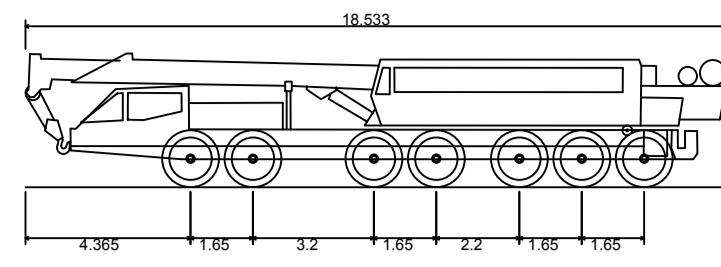
**VIEWPORT 14**



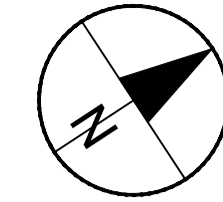
Scale  
 Original Size (A1) 1:500 @ A1 1:1000 @ A3

Filename: F:\PROJECTS\DEVELOPMENT - RED JOHN PSH EIA\03 EXECUTION\04 CAD\25-SKETCHES\60570241-SKE-C-0026\00037.DWG  
 Last saved by: SWANSONAJ Last Potted: 2016-10-11

This drawing has been prepared for the use of AECOM's client. It may not be used, modified, reproduced or relied upon by third parties, except as agreed by AECOM or as required by law. AECOM accepts no responsibility, and denies any liability, whatsoever, to any party that uses or relies on this drawing without AECOM's express written consent. Do not scale this document. All measurements must be obtained from the stated dimensions.



Liebherr - 1400-701 Mobile Crane  
 Overall Length 18.533m  
 Overall Width 3.100m  
 Overall Body Height 5.530m  
 Min Body Ground Clearance 0.740m  
 Track Width 3.100m  
 Lock to lock time 5.00s  
 Kerb to Kerb Turning Radius 13.868m



- NOTES**
- ALL WORKS TO BE EXECUTED IN ACCORDANCE WITH THE SPECIFICATION FOR HIGHWAY WORKS - THE MANUAL OF CONTRACT DOCUMENTS FOR HIGHWAY WORKS, DESIGN MANUAL FOR ROADS AND BRIDGES, TRAFFIC SIGNS MANUAL AND LOCAL COUNCIL GUIDELINES.
  - ALL DIMENSIONS ARE IN MILLIMETRES UNLESS STATED OTHERWISE. ALL LEVELS ARE IN METRES AND RELATE TO ORDNANCE DATUM.
  - DO NOT SCALE FROM ANY DRAWING. WORK TO FIGURED DIMENSIONS ONLY. ANY DISCREPANCIES IN DIMENSION ARE TO BE REFERRED TO THE DESIGNER BEFORE WORK IS PUT TO HAND.
  - ALL DIMENSIONS AND LEVELS ARE TO BE CHECKED ON SITE BY THE CONTRACTOR PRIOR TO PREPARING ANY WORKING DRAWINGS OR COMMENCING ON SITE.
  - ALL WORKS BY THE CONTRACTOR MUST BE CARRIED OUT IN SUCH A WAY THAT ALL REQUIREMENTS UNDER THE HEALTH AND SAFETY AT WORK ACT ARE SATISFIED.
  - ALL WORK IS TO BE CARRIED OUT IN COMPLIANCE WITH THE REQUIREMENTS OF THE STATUTORY AUTHORITIES AND CONSTRUCTION DESIGN AND MANAGEMENT REGULATIONS.
  - DRAWING BASE RECEIVED FROM EMAPSITE. AECOM CANNOT GUARANTEE THEIR ACCURACY. CONTRACTOR TO SATISFY THEMSELVES AS TO THE ACCURACY OF SUCH INFORMATION.

**ISSUE/REVISION**

I/R	DATE	DESCRIPTION

**KEY PLAN**

**PROJECT NUMBER**

60570241


**SHEET TITLE**

B862 TO B852  
 SPA LIEBHERR - 1400-701 CRANE  
 SHEET 8 OF 18

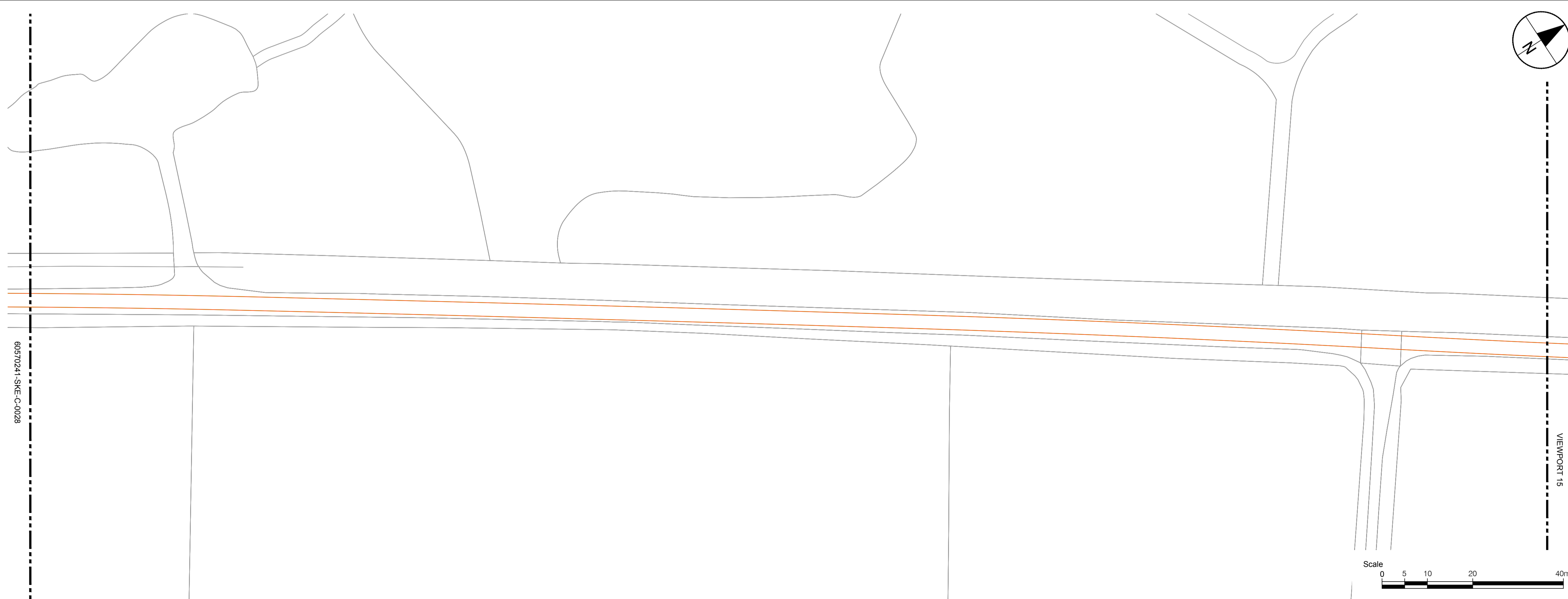
**SHEET NUMBER**

60570241-SKE-C-0028

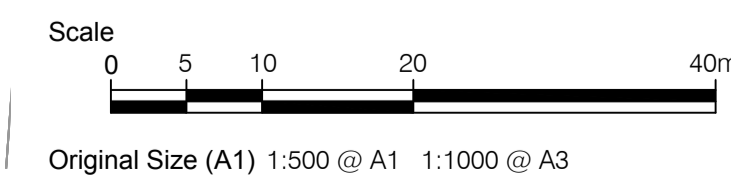
This drawing has been prepared for the use of AECOM's client. It may not be used, modified, reproduced or relied upon by third parties, except as agreed by AECOM or as required by law. AECOM accepts no responsibility, and denies any liability, whatsoever, to any party that uses or relies on this drawing without AECOM's express written consent. All measurements must be obtained from the stated dimensions.



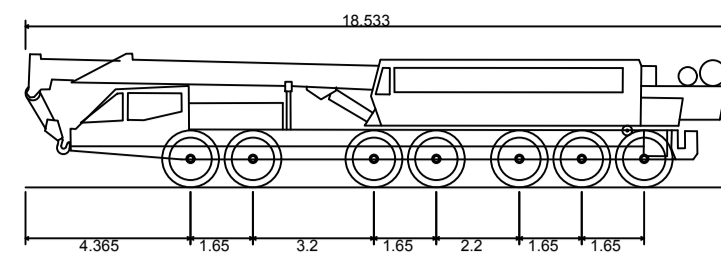
**VIEWPORT 15**



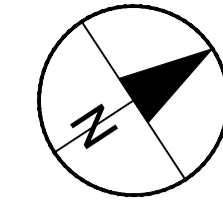
**VIEWPORT 16**







Liebherr - 1400-701 Mobile Crane	
Overall Length	18.533m
Overall Width	4.365m
Overall Body Height	5.53m
Min Body Ground Clearance	0.740m
Track Width	3.100m
Lock to lock time	5.00s
Kerb to Kerb Turning Radius	13.868m



- NOTES**
- ALL WORKS TO BE EXECUTED IN ACCORDANCE WITH THE SPECIFICATION FOR HIGHWAY WORKS - THE MANUAL OF CONTRACT DOCUMENTS FOR HIGHWAY WORKS, DESIGN MANUAL FOR ROADS AND BRIDGES, TRAFFIC SIGNS MANUAL AND LOCAL COUNCIL GUIDELINES.
  - ALL DIMENSIONS ARE IN MILLIMETRES UNLESS STATED OTHERWISE. ALL LEVELS ARE IN METRES AND RELATE TO ORDNANCE DATUM.
  - DO NOT SCALE FROM ANY DRAWING. WORK TO FIGURED DIMENSIONS ONLY. ANY DISCREPANCIES IN DIMENSION ARE TO BE REFERRED TO THE DESIGNER BEFORE WORK IS PUT TO HAND.
  - ALL DIMENSIONS AND LEVELS ARE TO BE CHECKED ON SITE BY THE CONTRACTOR PRIOR TO PREPARING ANY WORKING DRAWINGS OR COMMENCING ON SITE.
  - ALL WORKS BY THE CONTRACTOR MUST BE CARRIED OUT IN SUCH A WAY THAT ALL REQUIREMENTS UNDER THE HEALTH AND SAFETY AT WORK ACT ARE SATISFIED.
  - ALL WORK IS TO BE CARRIED OUT IN COMPLIANCE WITH THE REQUIREMENTS OF THE STATUTORY AUTHORITIES AND CONSTRUCTION DESIGN AND MANAGEMENT REGULATIONS.
  - DRAWING BASE RECEIVED FROM EMAPSITE. AECOM CANNOT GUARANTEE THEIR ACCURACY. CONTRACTOR TO SATISFY THEMSELVES AS TO THE ACCURACY OF SUCH INFORMATION.

**ISSUE/REVISION**

I/R	DATE	DESCRIPTION

**KEY PLAN**

**PROJECT NUMBER**

60570241

**SHEET TITLE**


B862 TO B852  
 SPA LIEBHERR - 1400-701 CRANE  
 SHEET 9 OF 18

**SHEET NUMBER**

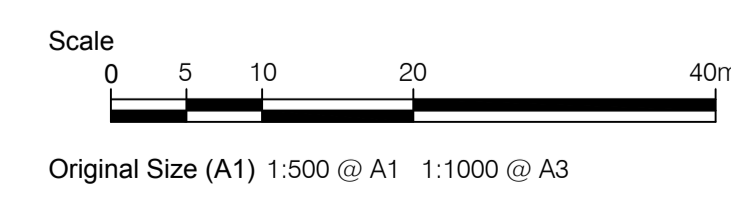
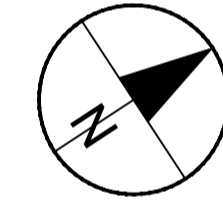
60570241-SKE-C-0028



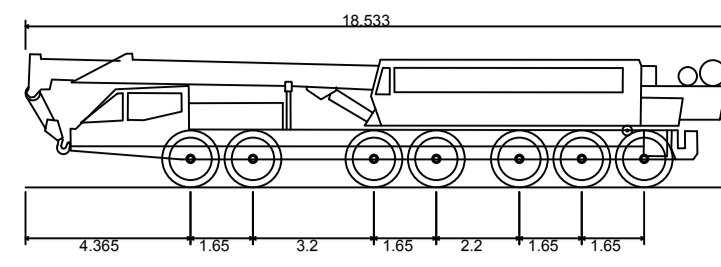
**VIEWPORT 17**



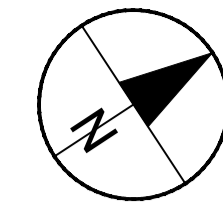
**VIEWPORT 18**



This drawing has been prepared for the use of AECOM's client. It may not be used, modified, reproduced or relied upon by third parties, except as agreed by AECOM or as required by law. AECOM accepts no responsibility, and denies any liability, whatsoever, to any party that uses or relies on this drawing without AECOM's express written consent. All measurements must be obtained from the stated dimensions.



Liebherr - 1400-701 Mobile Crane  
 Overall Length 18.533m  
 Overall Width 3.100m  
 Overall Body Height 5.530m  
 Min Body Ground Clearance 0.740m  
 Track Width 3.100m  
 Lock to lock time 5.00s  
 Kerb to Kerb Turning Radius 13.868m



**PROJECT**

**ILI PORTFOLIO EIA  
 RED JOHN PUMPED  
 STORAGE HYDRO**

**CLIENT**

**ILI (Highlands PSH)  
 Ltd.**

**CONSULTANT**

AECOM  
 1 Tanfield  
 EDINBURGH, EH3 5DA  
 +44 (0) 131 301 8600 tel  
 +44 (0) 131 301 8699 fax  
 www.aecom.com

**NOTES**

1. ALL WORKS TO BE EXECUTED IN ACCORDANCE WITH THE SPECIFICATION FOR HIGHWAY WORKS - THE MANUAL OF CONTRACT DOCUMENTS FOR HIGHWAY WORKS, DESIGN MANUAL FOR ROADS AND BRIDGES, TRAFFIC SIGNS MANUAL AND LOCAL COUNCIL GUIDELINES.
2. ALL DIMENSIONS ARE IN MILLIMETRES UNLESS STATED OTHERWISE. ALL LEVELS ARE IN METRES AND RELATE TO ORDNANCE DATUM.
3. DO NOT SCALE FROM ANY DRAWING. WORK TO FIGURED DIMENSIONS ONLY. ANY DISCREPANCIES IN DIMENSION ARE TO BE REFERRED TO THE DESIGNER BEFORE WORK IS PUT TO HAND.
4. ALL DIMENSIONS AND LEVELS ARE TO BE CHECKED ON SITE BY THE CONTRACTOR PRIOR TO PREPARING ANY WORKING DRAWINGS OR COMMENCING ON SITE.
5. ALL WORKS BY THE CONTRACTOR MUST BE CARRIED OUT IN SUCH A WAY THAT ALL REQUIREMENTS UNDER THE HEALTH AND SAFETY AT WORK ACT ARE SATISFIED.
6. ALL WORK IS TO BE CARRIED OUT IN COMPLIANCE WITH THE REQUIREMENTS OF THE STATUTORY AUTHORITIES AND CONSTRUCTION DESIGN AND MANAGEMENT REGULATIONS.
7. DRAWING BASE RECEIVED FROM EMAPSITE. AECOM CANNOT GUARANTEE THEIR ACCURACY. CONTRACTOR TO SATISFY THEMSELVES AS TO THE ACCURACY OF SUCH INFORMATION.

**ISSUE/REVISION**

I/R	DATE	DESCRIPTION

**KEY PLAN**

**PROJECT NUMBER**


60570241

**SHEET TITLE**


B862 TO B852  
 SPA LIEBHERR - 1400-701 CRANE  
 SHEET 10 OF 18

**SHEET NUMBER**

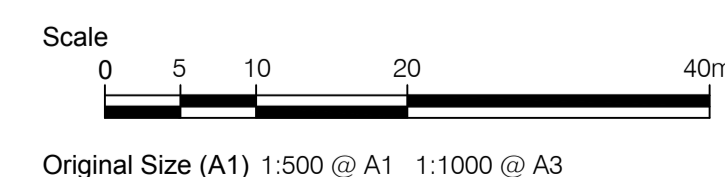
60570241-SKE-C-0029



**VIEWPORT 19**

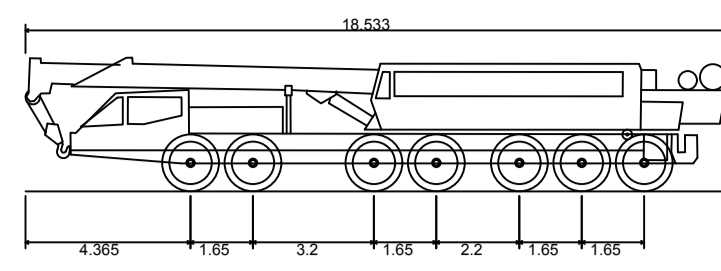


**VIEWPORT 20**

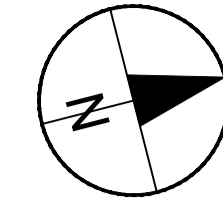


This drawing has been prepared for the use of AECOM's client. It may not be used, modified, reproduced or relied upon by third parties, except as agreed by AECOM or as required by law. AECOM accepts no responsibility, and denies any liability, whatsoever, to any party that uses or relies on this drawing without AECOM's express written consent. All measurements must be obtained from the stated dimensions.

ISO A1 594mm x 841mm  
 Approved: \_\_\_\_\_  
 Checked: \_\_\_\_\_  
 Designer: \_\_\_\_\_  
 Project Management Initials: \_\_\_\_\_



Liebherr - 1400-701 Mobile Crane  
 Overall Length 18.533m  
 Overall Width 3.100m  
 Overall Body Height 5.530m  
 Min Body Ground Clearance 0.740m  
 Track Width 3.100m  
 Lock to lock time 5.00s  
 Kerb to Kerb Turning Radius 13.868m



# AECOM

PROJECT

ILI PORTFOLIO EIA  
 RED JOHN PUMPED  
 STORAGE HYDRO

CLIENT

ILI (Highlands PSH)  
 Ltd.

CONSULTANT

AECOM  
 1 Tanfield  
 EDINBURGH, EH3 5DA  
 +44 (0) 131 301 8600 tel  
 +44 (0) 131 301 8699 fax  
 www.aecom.com

NOTES

1. ALL WORKS TO BE EXECUTED IN ACCORDANCE WITH THE SPECIFICATION FOR HIGHWAY WORKS - THE MANUAL OF CONTRACT DOCUMENTS FOR HIGHWAY WORKS, DESIGN MANUAL FOR ROADS AND BRIDGES, TRAFFIC SIGNS MANUAL AND LOCAL COUNCIL GUIDELINES.
2. ALL DIMENSIONS ARE IN MILLIMETRES UNLESS STATED OTHERWISE. ALL LEVELS ARE IN METRES AND RELATE TO ORDNANCE DATUM.
3. DO NOT SCALE FROM ANY DRAWING. WORK TO FIGURED DIMENSIONS ONLY. ANY DISCREPANCIES IN DIMENSION ARE TO BE REFERRED TO THE DESIGNER BEFORE WORK IS PUT TO HAND.
4. ALL DIMENSIONS AND LEVELS ARE TO BE CHECKED ON SITE BY THE CONTRACTOR PRIOR TO PREPARING ANY WORKING DRAWINGS OR COMMENCING ON SITE.
5. ALL WORKS BY THE CONTRACTOR MUST BE CARRIED OUT IN SUCH A WAY THAT ALL REQUIREMENTS UNDER THE HEALTH AND SAFETY AT WORK ACT ARE SATISFIED.
6. ALL WORK IS TO BE CARRIED OUT IN COMPLIANCE WITH THE REQUIREMENTS OF THE STATUTORY AUTHORITIES AND CONSTRUCTION DESIGN AND MANAGEMENT REGULATIONS.
7. DRAWING BASE RECEIVED FROM EMAPSITE. AECOM CANNOT GUARANTEE THEIR ACCURACY. CONTRACTOR TO SATISFY THEMSELVES AS TO THE ACCURACY OF SUCH INFORMATION.

ISSUE/REVISION

I/R	DATE	DESCRIPTION

KEY PLAN

PROJECT NUMBER

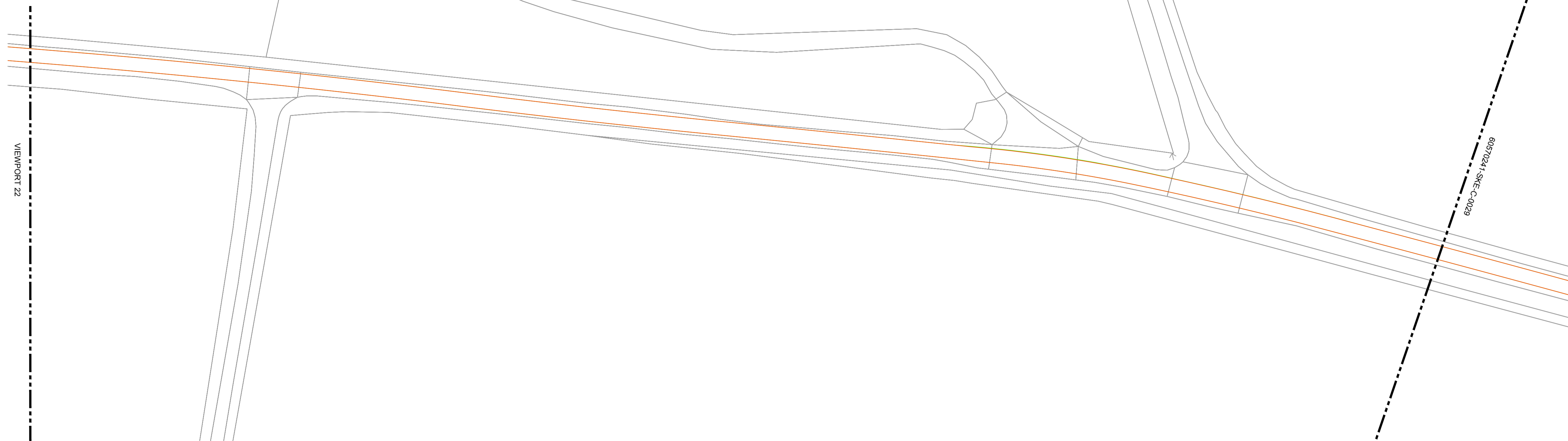
60570241

SHEET TITLE


B862 TO B852  
 SPA LIEBHERR - 1400-701 CRANE  
 SHEET 11 OF 18

SHEET NUMBER

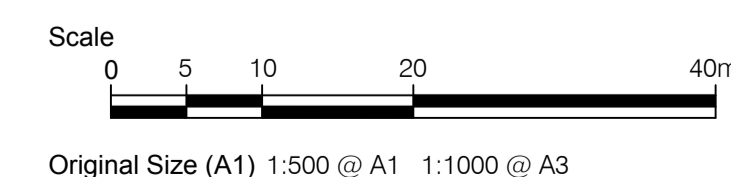
60570241-SKE-C-0030



VIEWPORT 21



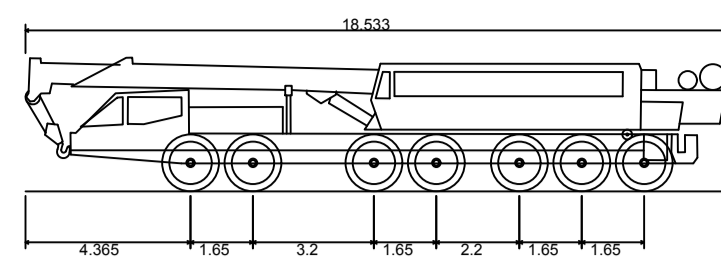
VIEWPORT 22



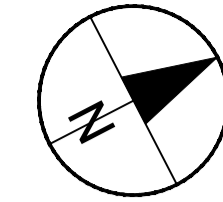
Filename: F:\PROJECTS\DEVELOPMENT - RED JOHN PSH EIA\03 EXECUTION\04 CAD\25-SKETCHES\60570241-SKE-C-002\TO0037.DWG  
 Last saved by: SWANSONAJ Last Potted: 2018-10-11

This drawing has been prepared for the use of AECOM's client. It may not be used, modified, reproduced or relied upon by third parties, except as agreed by AECOM or as required by law. AECOM accepts no responsibility, and denies any liability, whatsoever, to any party that uses or relies on this drawing without AECOM's express written consent. Do not scale this document. All measurements must be obtained from the stated dimensions.

ISO A1 594mm x 841mm  
 Approved: \_\_\_\_\_  
 Checked: \_\_\_\_\_  
 Designer: \_\_\_\_\_  
 Project Management Initials: \_\_\_\_\_



Liebherr - 1400-701 Mobile Crane  
 Overall Length 18.533m  
 Overall Width 3.100m  
 Overall Body Height 5.530m  
 Min Body Ground Clearance 0.740m  
 Track Width 3.100m  
 Lock to lock time 5.00s  
 Kerb to Kerb Turning Radius 13.868m



# AECOM

PROJECT

**ILI PORTFOLIO EIA  
 RED JOHN PUMPED  
 STORAGE HYDRO**

CLIENT

**ILI (Highlands PSH)  
 Ltd.**

CONSULTANT

AECOM  
 1 Tanfield  
 EDINBURGH, EH3 5DA  
 +44 (0) 131 301 8600 tel  
 +44 (0) 131 301 8699 fax  
 www.aecom.com

NOTES

1. ALL WORKS TO BE EXECUTED IN ACCORDANCE WITH THE SPECIFICATION FOR HIGHWAY WORKS - THE MANUAL OF CONTRACT DOCUMENTS FOR HIGHWAY WORKS, DESIGN MANUAL FOR ROADS AND BRIDGES, TRAFFIC SIGNS MANUAL AND LOCAL COUNCIL GUIDELINES.
2. ALL DIMENSIONS ARE IN MILLIMETRES UNLESS STATED OTHERWISE. ALL LEVELS ARE IN METRES AND RELATE TO ORDNANCE DATUM.
3. DO NOT SCALE FROM ANY DRAWING. WORK TO FIGURED DIMENSIONS ONLY. ANY DISCREPANCIES IN DIMENSION ARE TO BE REFERRED TO THE DESIGNER BEFORE WORK IS PUT TO HAND.
4. ALL DIMENSIONS AND LEVELS ARE TO BE CHECKED ON SITE BY THE CONTRACTOR PRIOR TO PREPARING ANY WORKING DRAWINGS OR COMMENCING ON SITE.
5. ALL WORKS BY THE CONTRACTOR MUST BE CARRIED OUT IN SUCH A WAY THAT ALL REQUIREMENTS UNDER THE HEALTH AND SAFETY AT WORK ACT ARE SATISFIED.
6. ALL WORK IS TO BE CARRIED OUT IN COMPLIANCE WITH THE REQUIREMENTS OF THE STATUTORY AUTHORITIES AND CONSTRUCTION DESIGN AND MANAGEMENT REGULATIONS.
7. DRAWING BASE RECEIVED FROM EMAPSITE. AECOM CANNOT GUARANTEE THEIR ACCURACY. CONTRACTOR TO SATISFY THEMSELVES AS TO THE ACCURACY OF SUCH INFORMATION.

ISSUE/REVISION

I/R	DATE	DESCRIPTION

KEY PLAN

PROJECT NUMBER

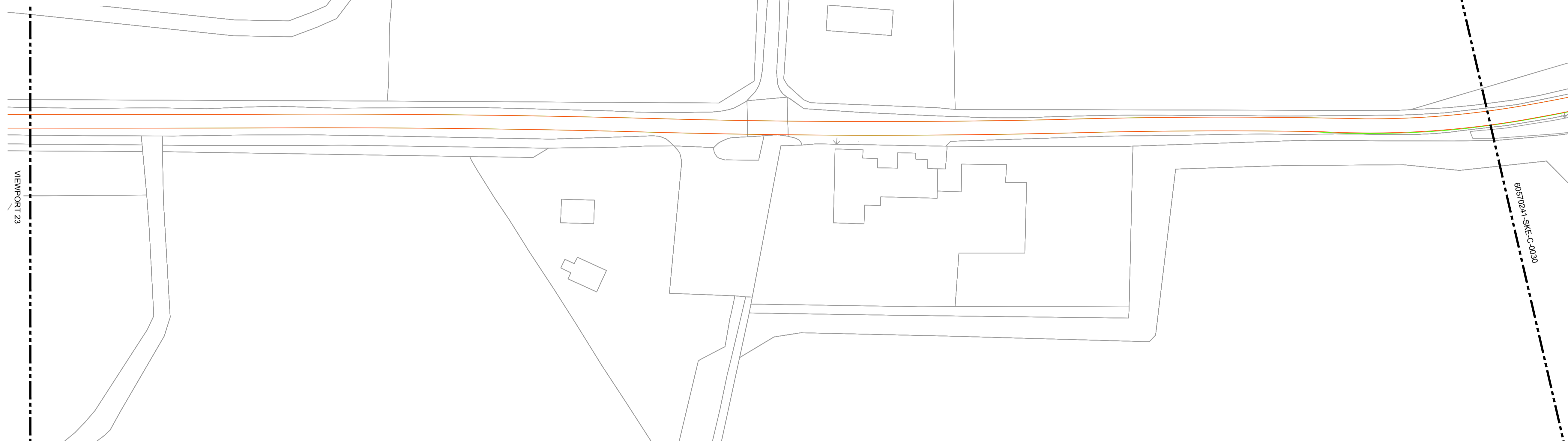
60570241

SHEET TITLE


B862 TO B852  
 SPA LIEBHERR - 1400-701 CRANE  
 SHEET 12 OF 18

SHEET NUMBER

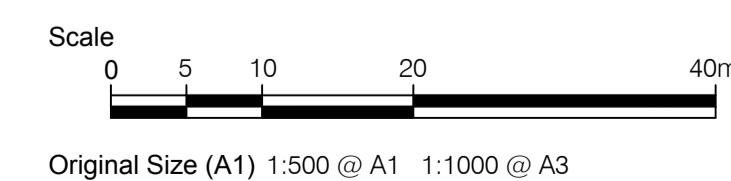
60570241-SKE-C-0031



VIEWPORT 23

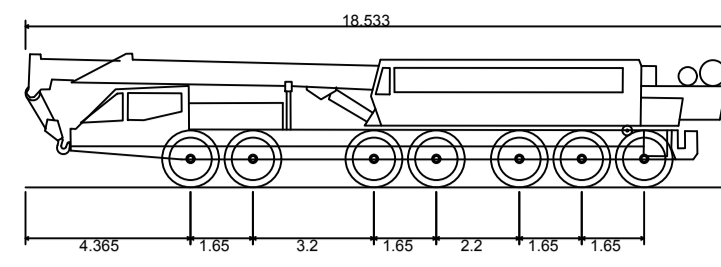


VIEWPORT 24

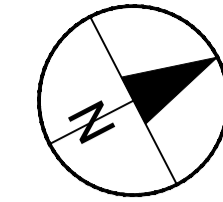


Filename: F:\PROJECTS\DEVELOPMENT - RED JOHN PSH EIA\03 EXECUTION\04 CAD\25-SKETCHES\60570241-SKE-C-0020\00037.DWG  
 Last saved by: SWANSONAJ Last Potted: 2018-10-11

This drawing has been prepared for the use of AECOM's client. It may not be used, modified, reproduced or relied upon by third parties, except as agreed by AECOM or as required by law. AECOM accepts no responsibility, and denies any liability, whatsoever, to any party that uses or relies on this drawing without AECOM's express written consent. All measurements must be obtained from the stated dimensions.



Liebherr - 1400-701 Mobile Crane  
 Overall Length 18.533m  
 Overall Width 3.100m  
 Overall Body Height 5.530m  
 Min Body Ground Clearance 0.740m  
 Track Width 3.100m  
 Lock to lock time 5.00s  
 Kerb to Kerb Turning Radius 13.868m




- NOTES**
- ALL WORKS TO BE EXECUTED IN ACCORDANCE WITH THE SPECIFICATION FOR HIGHWAY WORKS - THE MANUAL OF CONTRACT DOCUMENTS FOR HIGHWAY WORKS, DESIGN MANUAL FOR ROADS AND BRIDGES, TRAFFIC SIGNS MANUAL AND LOCAL COUNCIL GUIDELINES.
  - ALL DIMENSIONS ARE IN MILLIMETRES UNLESS STATED OTHERWISE. ALL LEVELS ARE IN METRES AND RELATE TO ORDNANCE DATUM.
  - DO NOT SCALE FROM ANY DRAWING. WORK TO FIGURED DIMENSIONS ONLY. ANY DISCREPANCIES IN DIMENSION ARE TO BE REFERRED TO THE DESIGNER BEFORE WORK IS PUT TO HAND.
  - ALL DIMENSIONS AND LEVELS ARE TO BE CHECKED ON SITE BY THE CONTRACTOR PRIOR TO PREPARING ANY WORKING DRAWINGS OR COMMENCING ON SITE.
  - ALL WORKS BY THE CONTRACTOR MUST BE CARRIED OUT IN SUCH A WAY THAT ALL REQUIREMENTS UNDER THE HEALTH AND SAFETY AT WORK ACT ARE SATISFIED.
  - ALL WORK IS TO BE CARRIED OUT IN COMPLIANCE WITH THE REQUIREMENTS OF THE STATUTORY AUTHORITIES AND CONSTRUCTION DESIGN AND MANAGEMENT REGULATIONS.
  - DRAWING BASE RECEIVED FROM EMAPSITE. AECOM CANNOT GUARANTEE THEIR ACCURACY. CONTRACTOR TO SATISFY THEMSELVES AS TO THE ACCURACY OF SUCH INFORMATION.


**ISSUE/REVISION**

I/R	DATE	DESCRIPTION

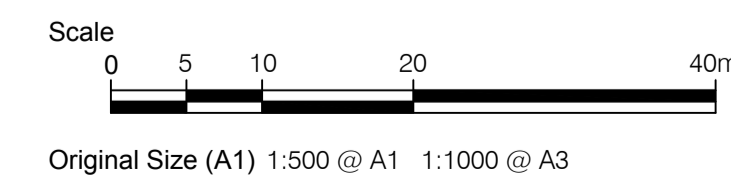
**KEY PLAN**



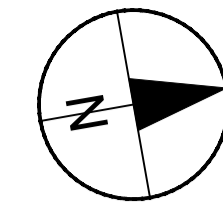
VIEWPORT 25



VIEWPORT 26



This drawing has been prepared for the use of AECOM's client. It may not be used, modified, reproduced or relied upon by third parties, except as agreed by AECOM or as required by law. AECOM accepts no responsibility, and denies any liability, whatsoever, to any party that uses or relies on this drawing without AECOM's express written consent. All measurements must be obtained from the stated dimensions.



**PROJECT**

**ILI PORTFOLIO EIA  
RED JOHN PUMPED  
STORAGE HYDRO**

**CLIENT**

**ILI (Highlands PSH)  
Ltd.**

**CONSULTANT**

AECOM  
1 Tanfield  
EDINBURGH, EH3 5DA  
+44 (0) 131 301 8600 tel  
+44 (0) 131 301 8699 fax  
www.aecom.com

**NOTES**

1. ALL WORKS TO BE EXECUTED IN ACCORDANCE WITH THE SPECIFICATION FOR HIGHWAY WORKS - THE MANUAL OF CONTRACT DOCUMENTS FOR HIGHWAY WORKS, DESIGN MANUAL FOR ROADS AND BRIDGES, TRAFFIC SIGNS MANUAL AND LOCAL COUNCIL GUIDELINES.
2. ALL DIMENSIONS ARE IN MILLIMETRES UNLESS STATED OTHERWISE. ALL LEVELS ARE IN METRES AND RELATE TO ORDNANCE DATUM.
3. DO NOT SCALE FROM ANY DRAWING. WORK TO FIGURED DIMENSIONS ONLY. ANY DISCREPANCIES IN DIMENSION ARE TO BE REFERRED TO THE DESIGNER BEFORE WORK IS PUT TO HAND.
4. ALL DIMENSIONS AND LEVELS ARE TO BE CHECKED ON SITE BY THE CONTRACTOR PRIOR TO PREPARING ANY WORKING DRAWINGS OR COMMENCING ON SITE.
5. ALL WORKS BY THE CONTRACTOR MUST BE CARRIED OUT IN SUCH A WAY THAT ALL REQUIREMENTS UNDER THE HEALTH AND SAFETY AT WORK ACT ARE SATISFIED.
6. ALL WORK IS TO BE CARRIED OUT IN COMPLIANCE WITH THE REQUIREMENTS OF THE STATUTORY AUTHORITIES AND CONSTRUCTION DESIGN AND MANAGEMENT REGULATIONS.
7. DRAWING BASE RECEIVED FROM EMAPSITE. AECOM CANNOT GUARANTEE THEIR ACCURACY. CONTRACTOR TO SATISFY THEMSELVES AS TO THE ACCURACY OF SUCH INFORMATION.

**ISSUE/REVISION**

I/R	DATE	DESCRIPTION

**KEY PLAN**

**PROJECT NUMBER**

60570241

**SHEET TITLE**

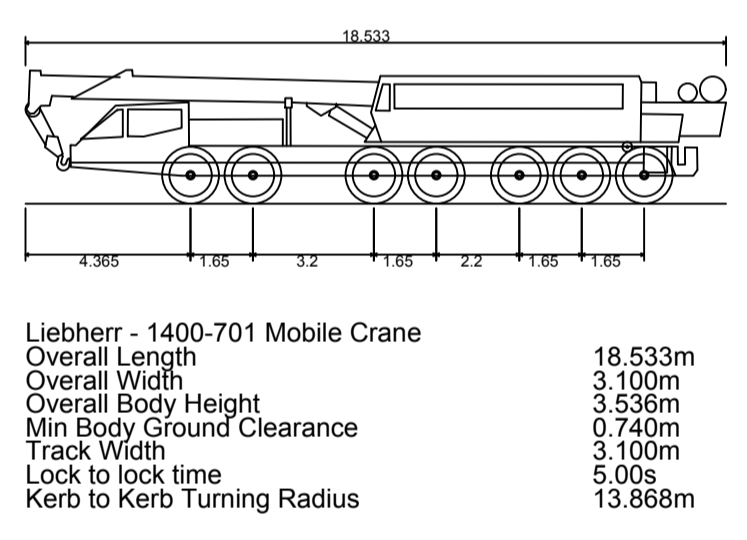
B862 TO B852  
SPA LIEBHERR - 1400-701 CRANE  
SHEET 14 OF 18

**SHEET NUMBER**

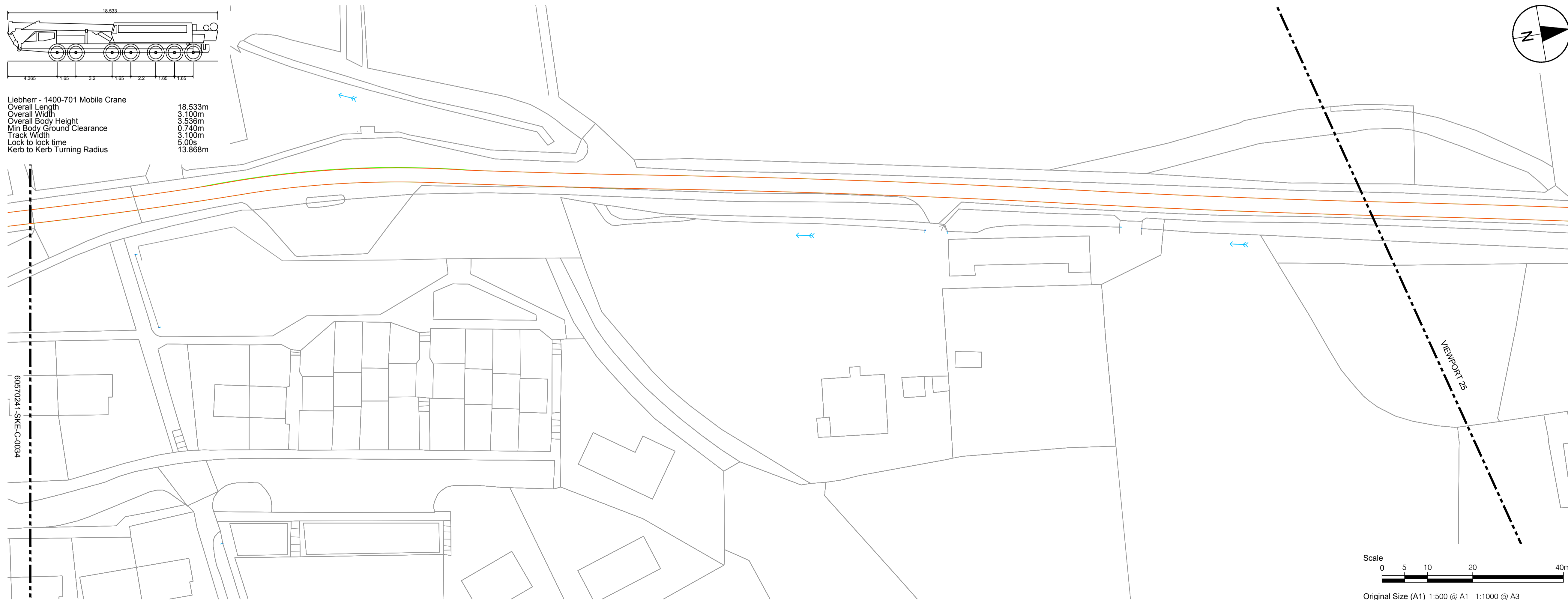
60570241-SKE-C-0033



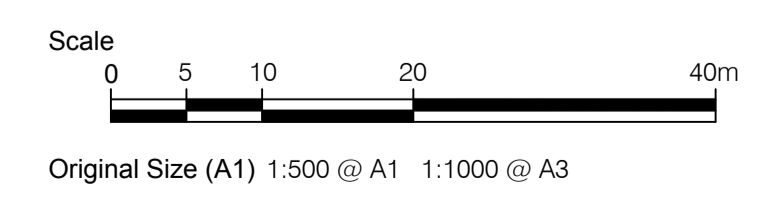
**VIEWPORT 27**



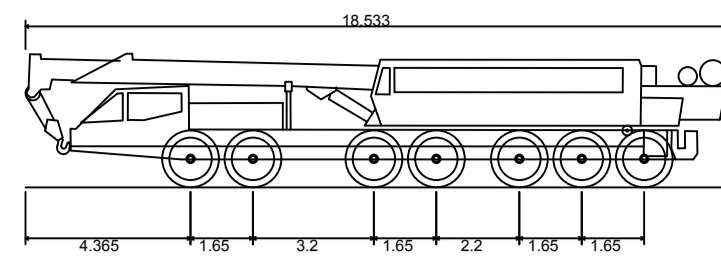
Liebherr - 1400-701 Mobile Crane  
Overall Length 18.533m  
Overall Width 3.100m  
Overall Body Height 3.536m  
Min Body Ground Clearance 0.740m  
Track Width 3.100m  
Lock to lock time 5.00s  
Kerb to Kerb Turning Radius 13.868m



**VIEWPORT 28**



This drawing has been prepared for the use of AECOM's client. It may not be used, modified, reproduced or relied upon by third parties, except as agreed by AECOM or as required by law. AECOM accepts no responsibility, and denies any liability, whatsoever, to any party that uses or relies on this drawing without AECOM's express written consent. All measurements must be obtained from the stated dimensions.

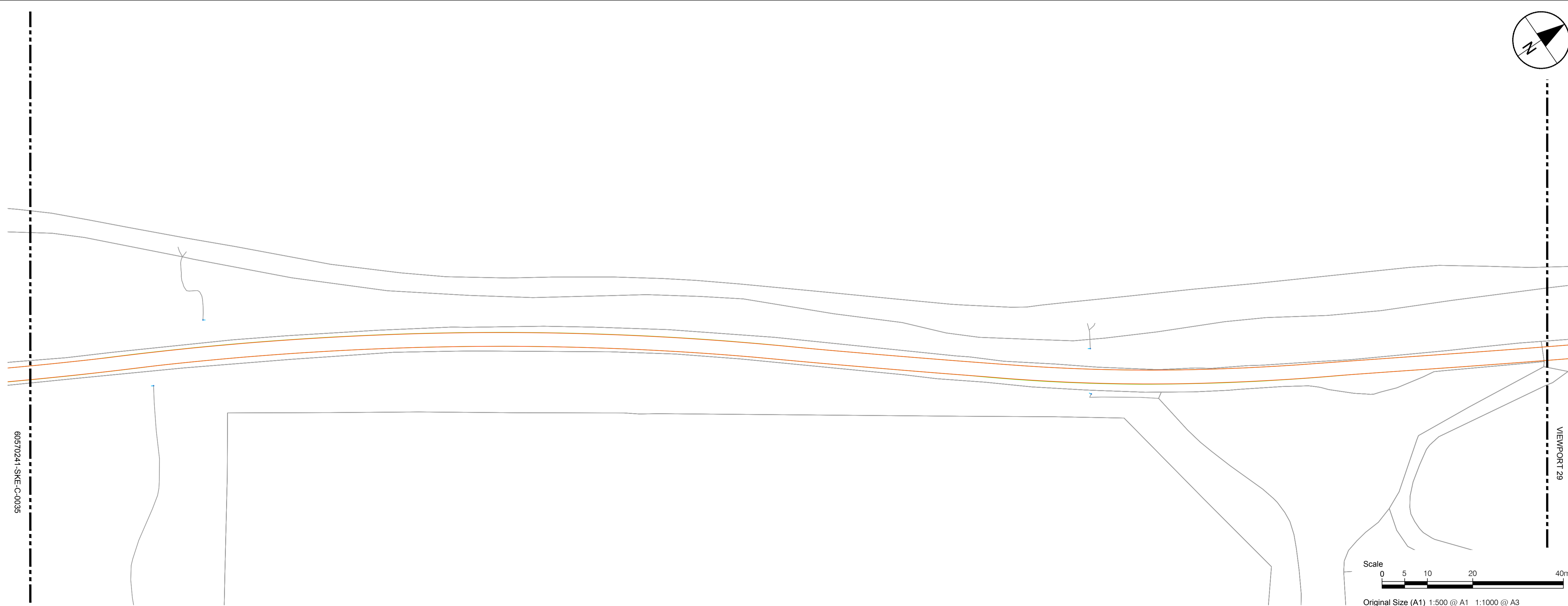


Liebherr - 1400-701 Mobile Crane  
 Overall Length 18.533m  
 Overall Width 3.100m  
 Overall Body Height 5.530m  
 Min Body Ground Clearance 0.740m  
 Track Width 3.100m  
 Lock to lock time 5.00s  
 Kerb to Kerb Turning Radius 13.868m

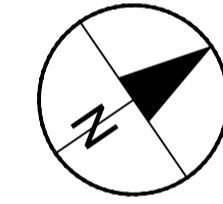
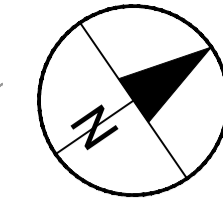
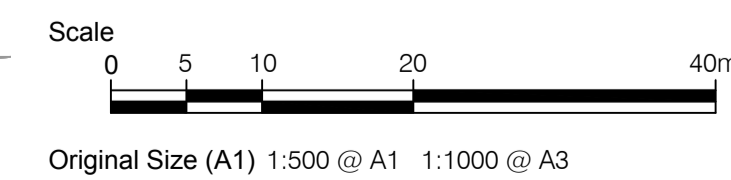
Approved: \_\_\_\_\_  
Checked: \_\_\_\_\_  
Designer: \_\_\_\_\_  
Project Management Initials: \_\_\_\_\_



VIEWPORT 29



VIEWPORT 30



**PROJECT**  
 ILI PORTFOLIO EIA  
 RED JOHN PUMPED  
 STORAGE HYDRO

**CLIENT**  
 ILI (Highlands PSH)  
 Ltd.

**CONSULTANT**  
 AECOM  
 1 Tanfield  
 EDINBURGH, EH3 5DA  
 +44 (0) 131 301 8600 tel  
 +44 (0) 131 301 8699 fax  
 www.aecom.com

- NOTES**
1. ALL WORKS TO BE EXECUTED IN ACCORDANCE WITH THE SPECIFICATION FOR HIGHWAY WORKS - THE MANUAL OF CONTRACT DOCUMENTS FOR HIGHWAY WORKS, DESIGN MANUAL FOR ROADS AND BRIDGES, TRAFFIC SIGNS MANUAL AND LOCAL COUNCIL GUIDELINES.
  2. ALL DIMENSIONS ARE IN MILLIMETRES UNLESS STATED OTHERWISE. ALL LEVELS ARE IN METRES AND RELATE TO ORDNANCE DATUM.
  3. DO NOT SCALE FROM ANY DRAWING. WORK TO FIGURED DIMENSIONS ONLY. ANY DISCREPANCIES IN DIMENSION ARE TO BE REFERRED TO THE DESIGNER BEFORE WORK IS PUT TO HAND.
  4. ALL DIMENSIONS AND LEVELS ARE TO BE CHECKED ON SITE BY THE CONTRACTOR PRIOR TO PREPARING ANY WORKING DRAWINGS OR COMMENCING ON SITE.
  5. ALL WORKS BY THE CONTRACTOR MUST BE CARRIED OUT IN SUCH A WAY THAT ALL REQUIREMENTS UNDER THE HEALTH AND SAFETY AT WORK ACT ARE SATISFIED.
  6. ALL WORK IS TO BE CARRIED OUT IN COMPLIANCE WITH THE REQUIREMENTS OF THE STATUTORY AUTHORITIES AND CONSTRUCTION DESIGN AND MANAGEMENT REGULATIONS.
  7. DRAWING BASE RECEIVED FROM EMAPSITE. AECOM CANNOT GUARANTEE THEIR ACCURACY. CONTRACTOR TO SATISFY THEMSELVES AS TO THE ACCURACY OF SUCH INFORMATION.

**ISSUE/REVISION**

I/R	DATE	DESCRIPTION

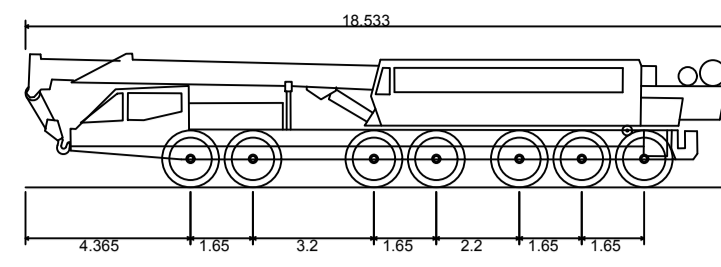
**KEY PLAN**

**PROJECT NUMBER**  
 60570241

**SHEET TITLE**  
 B862 TO B852  
 SPA LIEBHERR - 1400-701 CRANE  
 SHEET 15 OF 18

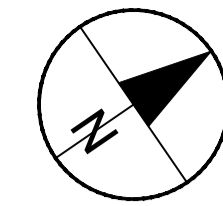
**SHEET NUMBER**  
 60570241-SKE-C-0034

This drawing has been prepared for the use of AECOM's client. It may not be used, modified, reproduced or relied upon by third parties, except as agreed by AECOM or as required by law. AECOM accepts no responsibility, and denies any liability, whatsoever, to any party that uses or relies on this drawing without AECOM's express written consent. All measurements must be obtained from the stated dimensions.



Liebherr - 1400-701 Mobile Crane  
 Overall Length 18.533m  
 Overall Width 4.365m  
 Overall Body Height 5.53m  
 Min Body Ground Clearance 0.740m  
 Track Width 3.100m  
 Lock to lock time 5.0s  
 Kerb to Kerb Turning Radius 13.868m

Approved: \_\_\_\_\_  
 Checked: \_\_\_\_\_  
 Designer: \_\_\_\_\_  
 Project Management Initials: \_\_\_\_\_



**PROJECT**  
 ILI PORTFOLIO EIA  
 RED JOHN PUMPED  
 STORAGE HYDRO

**CLIENT**  
 ILI (Highlands PSH)  
 Ltd.

**CONSULTANT**  
 AECOM  
 1 Tanfield  
 EDINBURGH, EH3 5DA  
 +44 (0) 131 301 8600 tel  
 +44 (0) 131 301 8699 fax  
 www.aecom.com

- NOTES**
1. ALL WORKS TO BE EXECUTED IN ACCORDANCE WITH THE SPECIFICATION FOR HIGHWAY WORKS - THE MANUAL OF CONTRACT DOCUMENTS FOR HIGHWAY WORKS, DESIGN MANUAL FOR ROADS AND BRIDGES, TRAFFIC SIGNS MANUAL AND LOCAL COUNCIL GUIDELINES.
  2. ALL DIMENSIONS ARE IN MILLIMETRES UNLESS STATED OTHERWISE. ALL LEVELS ARE IN METRES AND RELATE TO ORDNANCE DATUM.
  3. DO NOT SCALE FROM ANY DRAWING. WORK TO FIGURED DIMENSIONS ONLY. ANY DISCREPANCIES IN DIMENSION ARE TO BE REFERRED TO THE DESIGNER BEFORE WORK IS PUT TO HAND.
  4. ALL DIMENSIONS AND LEVELS ARE TO BE CHECKED ON SITE BY THE CONTRACTOR PRIOR TO PREPARING ANY WORKING DRAWINGS OR COMMENCING ON SITE.
  5. ALL WORKS BY THE CONTRACTOR MUST BE CARRIED OUT IN SUCH A WAY THAT ALL REQUIREMENTS UNDER THE HEALTH AND SAFETY AT WORK ACT ARE SATISFIED.
  6. ALL WORK IS TO BE CARRIED OUT IN COMPLIANCE WITH THE REQUIREMENTS OF THE STATUTORY AUTHORITIES AND CONSTRUCTION DESIGN AND MANAGEMENT REGULATIONS.
  7. DRAWING BASE RECEIVED FROM EMAPSITE. AECOM CANNOT GUARANTEE THEIR ACCURACY. CONTRACTOR TO SATISFY THEMSELVES AS TO THE ACCURACY OF SUCH INFORMATION.

**ISSUE/REVISION**

I/R	DATE	DESCRIPTION

**KEY PLAN**

**PROJECT NUMBER**

60570241

**SHEET TITLE**


B862 TO B852  
 SPA LIEBHERR - 1400-701 CRANE  
 SHEET 16 OF 18

**SHEET NUMBER**

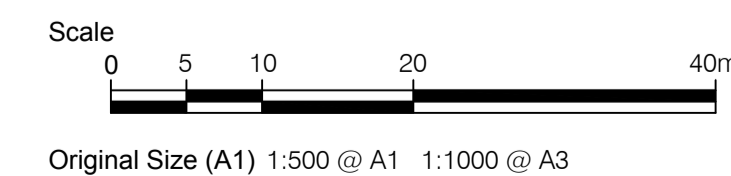
60570241-SKE-C-0035



**VIEWPORT 31**



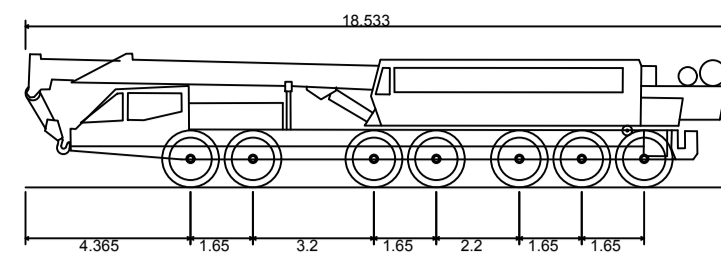
**VIEWPORT 32**



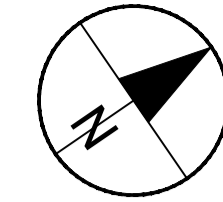
This drawing has been prepared for the use of AECOM's client. It may not be used, modified, reproduced or relied upon by third parties, except as agreed by AECOM or as required by law. AECOM accepts no responsibility, and denies any liability, whatsoever, to any party that uses or relies on this drawing without AECOM's express written consent. All measurements must be obtained from the stated dimensions.



ISO A1 594mm x 841mm  
 Approved: \_\_\_\_\_  
 Checked: \_\_\_\_\_  
 Designer: \_\_\_\_\_  
 Project Management Initials: \_\_\_\_\_



Liebherr - 1400-701 Mobile Crane  
 Overall Length 18.533m  
 Overall Width 3.100m  
 Overall Body Height 5.530m  
 Min Body Ground Clearance 0.740m  
 Track Width 3.100m  
 Lock to lock time 5.00s  
 Kerb to Kerb Turning Radius 13.868m



# AECOM

**PROJECT**  
 ILI PORTFOLIO EIA  
 RED JOHN PUMPED  
 STORAGE HYDRO

**CLIENT**  
 ILI (Highlands PSH)  
 Ltd.

**CONSULTANT**  
 AECOM  
 1 Tanfield  
 EDINBURGH, EH3 5DA  
 +44 (0) 131 301 8600 tel  
 +44 (0) 131 301 8699 fax  
 www.aecom.com

- NOTES**
- ALL WORKS TO BE EXECUTED IN ACCORDANCE WITH THE SPECIFICATION FOR HIGHWAY WORKS - THE MANUAL OF CONTRACT DOCUMENTS FOR HIGHWAY WORKS, DESIGN MANUAL FOR ROADS AND BRIDGES, TRAFFIC SIGNS MANUAL AND LOCAL COUNCIL GUIDELINES.
  - ALL DIMENSIONS ARE IN MILLIMETRES UNLESS STATED OTHERWISE. ALL LEVELS ARE IN METRES AND RELATE TO ORDNANCE DATUM.
  - DO NOT SCALE FROM ANY DRAWING. WORK TO FIGURED DIMENSIONS ONLY. ANY DISCREPANCIES IN DIMENSION ARE TO BE REFERRED TO THE DESIGNER BEFORE WORK IS PUT TO HAND.
  - ALL DIMENSIONS AND LEVELS ARE TO BE CHECKED ON SITE BY THE CONTRACTOR PRIOR TO PREPARING ANY WORKING DRAWINGS OR COMMENCING ON SITE.
  - ALL WORKS BY THE CONTRACTOR MUST BE CARRIED OUT IN SUCH A WAY THAT ALL REQUIREMENTS UNDER THE HEALTH AND SAFETY AT WORK ACT ARE SATISFIED.
  - ALL WORK IS TO BE CARRIED OUT IN COMPLIANCE WITH THE REQUIREMENTS OF THE STATUTORY AUTHORITIES AND CONSTRUCTION DESIGN AND MANAGEMENT REGULATIONS.
  - DRAWING BASE RECEIVED FROM EMAPSITE. AECOM CANNOT GUARANTEE THEIR ACCURACY. CONTRACTOR TO SATISFY THEMSELVES AS TO THE ACCURACY OF SUCH INFORMATION.

**ISSUE/REVISION**


I/R	DATE	DESCRIPTION

**KEY PLAN**

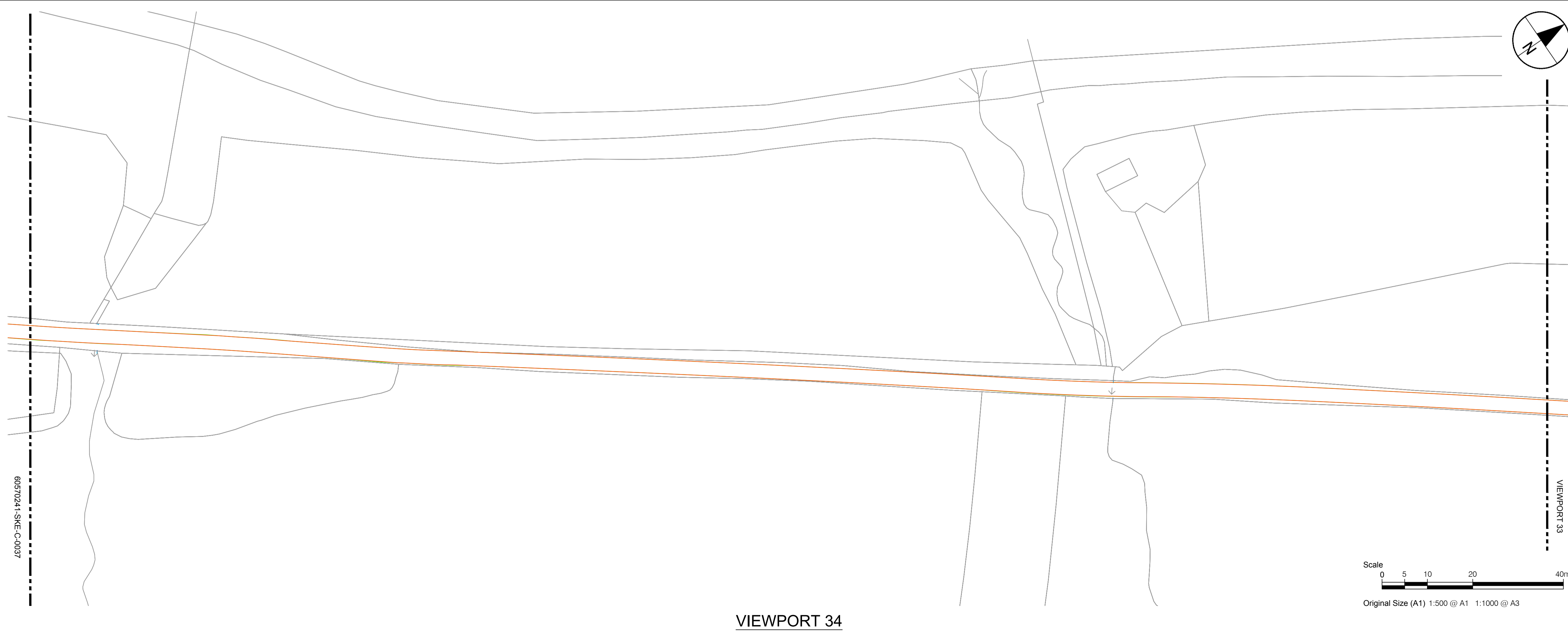
**PROJECT NUMBER**  
 60570241

**SHEET TITLE**  
 B862 TO B852  
 SPA LIEBHERR - 1400-701 CRANE  
 SHEET 17 OF 18

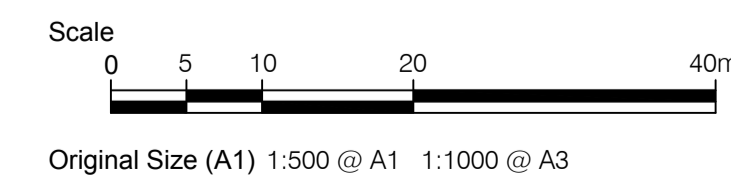
**SHEET NUMBER**  
 60570241-SKE-C-0036



**VIEWPORT 33**



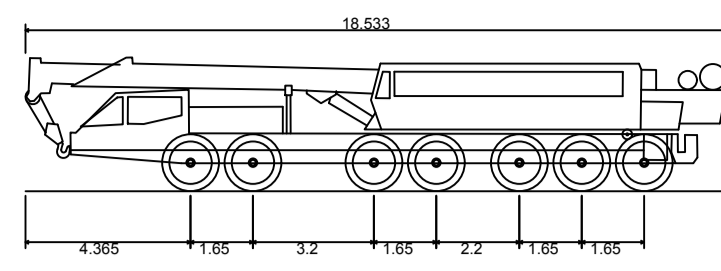
**VIEWPORT 34**



Filename: F:\PROJECTS\DEVELOPMENT - RED JOHN PSH EIA\03 EXECUTION\04 CAD\25-SKETCHES\60570241-SKE-C-0020\00037.DWG  
 Last saved by: SWANSONAJ Last Potted: 2018-10-11

This drawing has been prepared for the use of AECOM's client. It may not be used, modified, reproduced or relied upon by third parties, except as agreed by AECOM or as required by law. AECOM accepts no responsibility, and denies any liability, whatsoever, to any party that uses or relies on this drawing without AECOM's express written consent. All measurements must be obtained from the stated dimensions.

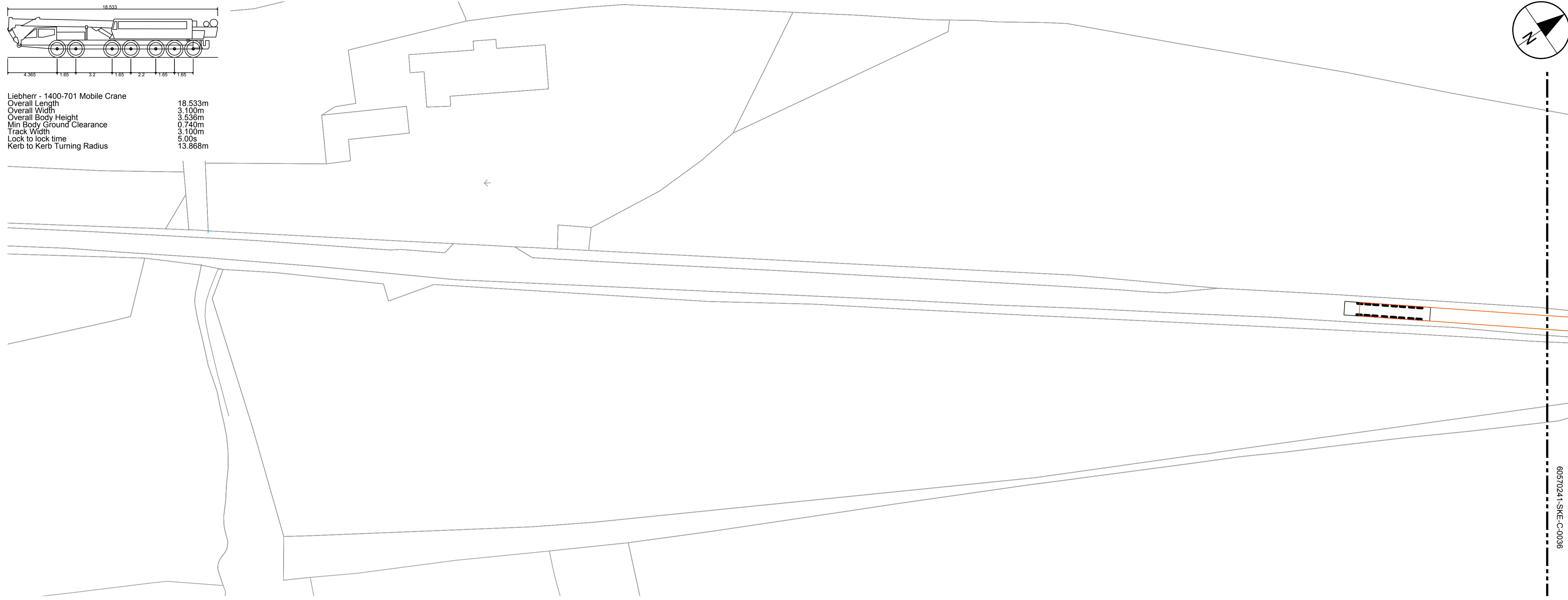
ISO A1 594mm x 841mm



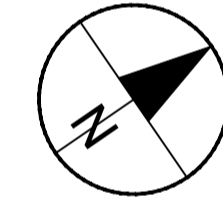
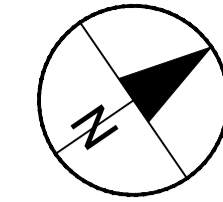
Liebherr - 1400-701 Mobile Crane  
 Overall Length 18.533m  
 Overall Width 3.100m  
 Overall Body Height 5.530m  
 Min Body Ground Clearance 0.740m  
 Track Width 3.100m  
 Lock to lock time 5.00s  
 Kerb to Kerb Turning Radius 13.868m

Approved: \_\_\_\_\_  
 Checked: \_\_\_\_\_  
 Designer: \_\_\_\_\_

Project Management Initials: \_\_\_\_\_



**VIEWPORT 35**



This drawing has been prepared for the use of AECOM's client. It may not be used, modified, reproduced or relied upon by third parties, except as agreed by AECOM or as required by law. AECOM accepts no responsibility, and denies any liability, whatsoever, to any party that uses or relies on this drawing without AECOM's express written consent. All measurements must be obtained from the stated dimensions.



**PROJECT**  
 ILI PORTFOLIO EIA  
 RED JOHN PUMPED  
 STORAGE HYDRO

**CLIENT**  
 ILI (Highlands PSH)  
 Ltd.

**CONSULTANT**  
 AECOM  
 1 Tanfield  
 EDINBURGH, EH3 5DA  
 +44 (0) 131 301 8600 tel  
 +44 (0) 131 301 8699 fax  
 www.aecom.com

- NOTES**
1. ALL WORKS TO BE EXECUTED IN ACCORDANCE WITH THE SPECIFICATION FOR HIGHWAY WORKS - THE MANUAL OF CONTRACT DOCUMENTS FOR HIGHWAY WORKS, DESIGN MANUAL FOR ROADS AND BRIDGES, TRAFFIC SIGNS MANUAL AND LOCAL COUNCIL GUIDELINES.
  2. ALL DIMENSIONS ARE IN MILLIMETRES UNLESS STATED OTHERWISE. ALL LEVELS ARE IN METRES AND RELATE TO ORDANCE DATUM.
  3. DO NOT SCALE FROM ANY DRAWING. WORK TO FIGURED DIMENSIONS ONLY. ANY DISCREPANCIES IN DIMENSION ARE TO BE REFERRED TO THE DESIGNER BEFORE WORK IS PUT TO HAND.
  4. ALL DIMENSIONS AND LEVELS ARE TO BE CHECKED ON SITE BY THE CONTRACTOR PRIOR TO PREPARING ANY WORKING DRAWINGS OR COMMENCING ON SITE.
  5. ALL WORKS BY THE CONTRACTOR MUST BE CARRIED OUT IN SUCH A WAY THAT ALL REQUIREMENTS UNDER THE HEALTH AND SAFETY AT WORK ACT ARE SATISFIED.
  6. ALL WORK IS TO BE CARRIED OUT IN COMPLIANCE WITH THE REQUIREMENTS OF THE STATUTORY AUTHORITIES AND CONSTRUCTION DESIGN AND MANAGEMENT REGULATIONS.
  7. DRAWING BASE RECEIVED FROM EMAPSITE. AECOM CANNOT GUARANTEE THEIR ACCURACY. CONTRACTOR TO SATISFY THEMSELVES AS TO THE ACCURACY OF SUCH INFORMATION.

**ISSUE/REVISION**

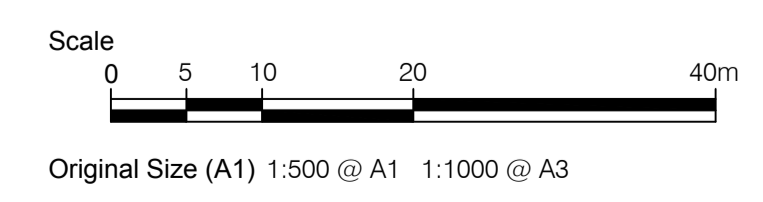
I/R	DATE	DESCRIPTION

**KEY PLAN**

**PROJECT NUMBER**  
 60570241

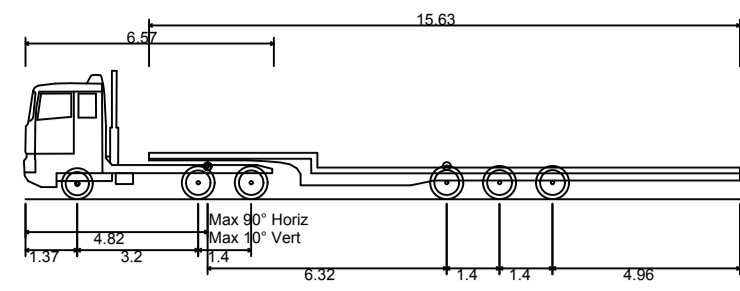
**SHEET TITLE**  
 B862 TO B852  
 SPA LIEBHERR - 1400-701 CRANE  
 SHEET 18 OF 18

**SHEET NUMBER**  
 60570241-SKE-C-0037

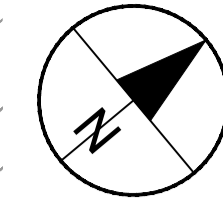


Filename: F:\PROJECTS\DEVELOPMENT - RED JOHN PSH EIA\03 EXECUTION\04 CAD\25-SKETCHES\60570241-SKE-C-0020T00037.DWG  
 Last saved by: SWANSONAJ Last Potted: 2018-10-11

ISO A1 594mm x 841mm  
 Approved: \_\_\_\_\_  
 Checked: \_\_\_\_\_  
 Designer: \_\_\_\_\_  
 Project Management Initials: \_\_\_\_\_



Nooteboom C016099 with Lokotrack LT550GP  
 Overall Length 18.900m  
 Overall Width 2.500m  
 Overall Body Height 3.980m  
 Min Body Ground Clearance 0.320m  
 Max Track Width 2.500m  
 Lock to lock time 6.00s  
 Kerb to Kerb Turning Radius 6.790m



# AECOM

**PROJECT**  
 ILI PORTFOLIO EIA  
 RED JOHN PUMPED  
 STORAGE HYDRO

**CLIENT**  
 ILI (Highlands PSH)  
 Ltd.

**CONSULTANT**  
 AECOM  
 1 Tanfield  
 EDINBURGH, EH3 5DA  
 +44 (0) 131 301 8600 tel  
 +44 (0) 131 301 8699 fax  
 www.aecom.com

- NOTES**
- ALL WORKS TO BE EXECUTED IN ACCORDANCE WITH THE SPECIFICATION FOR HIGHWAY WORKS - THE MANUAL OF CONTRACT DOCUMENTS FOR HIGHWAY WORKS, DESIGN MANUAL FOR ROADS AND BRIDGES, TRAFFIC SIGNS MANUAL AND LOCAL COUNCIL GUIDELINES.
  - ALL DIMENSIONS ARE IN MILLIMETRES UNLESS STATED OTHERWISE. ALL LEVELS ARE IN METRES AND RELATE TO ORDANCE DATUM.
  - DO NOT SCALE FROM ANY DRAWING. WORK TO FIGURED DIMENSIONS ONLY. ANY DISCREPANCIES IN DIMENSION ARE TO BE REFERRED TO THE DESIGNER BEFORE WORK IS PUT TO HAND.
  - ALL DIMENSIONS AND LEVELS ARE TO BE CHECKED ON SITE BY THE CONTRACTOR PRIOR TO PREPARING ANY WORKING DRAWINGS OR COMMENCING ON SITE.
  - ALL WORKS BY THE CONTRACTOR MUST BE CARRIED OUT IN SUCH A WAY THAT ALL REQUIREMENTS UNDER THE HEALTH AND SAFETY AT WORK ACT ARE SATISFIED.
  - ALL WORK IS TO BE CARRIED OUT IN COMPLIANCE WITH THE REQUIREMENTS OF THE STATUTORY AUTHORITIES AND CONSTRUCTION DESIGN AND MANAGEMENT REGULATIONS.
  - DRAWING BASE RECEIVED FROM EMAPSITE. AECOM CANNOT GUARANTEE THEIR ACCURACY. CONTRACTOR TO SATISFY THEMSELVES AS TO THE ACCURACY OF SUCH INFORMATION.

**ISSUE/REVISION**

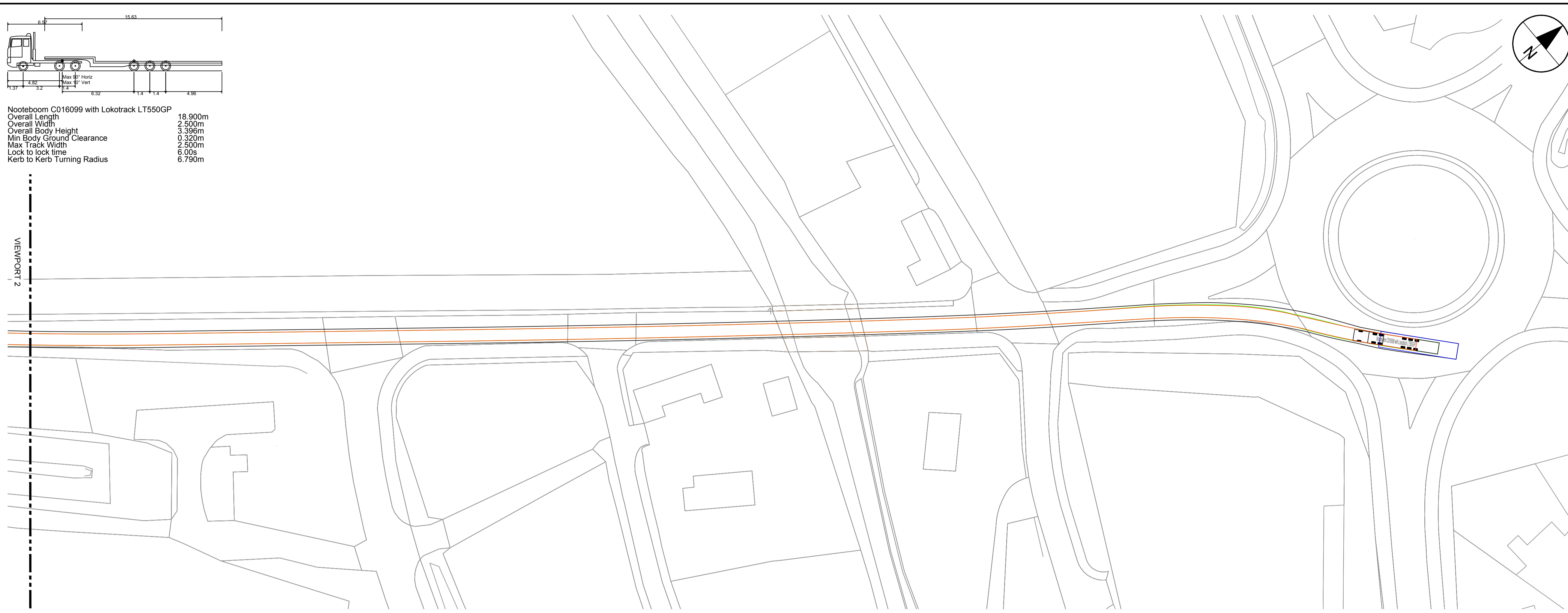
I/R	DATE	DESCRIPTION

**KEY PLAN**

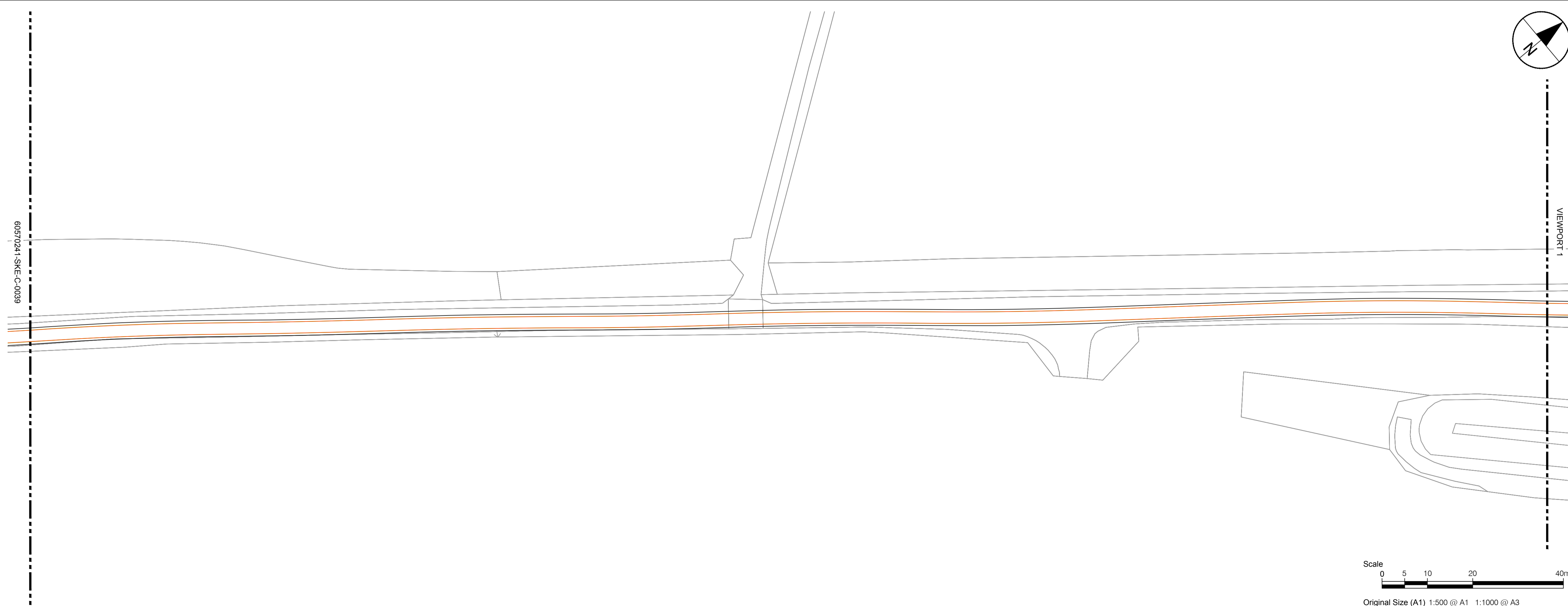
**PROJECT NUMBER**  
 60570241

**SHEET TITLE**  
 B862 TO B852  
 SPA NOOTEBOOM WITH LOKOTRACK  
 SHEET 1 OF 18

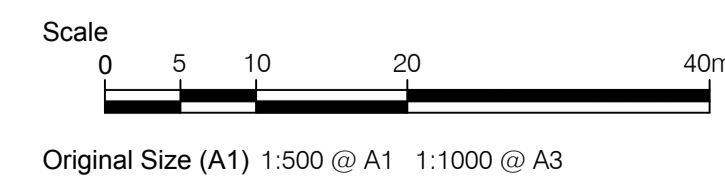
**SHEET NUMBER**  
 60570241-SKE-C-0038



**VIEWPORT 1**



**VIEWPORT 2**



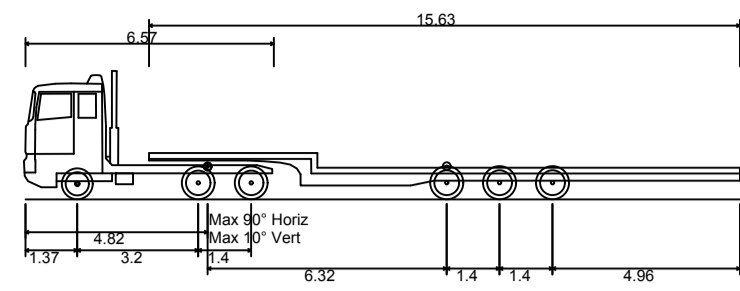
Filename: F:\PROJECTS\DEVELOPMENT - RED JOHN PSH EIA\03 EXECUTION\04 CAD\25-SKETCHES\60570241-SKE-C-0038\T00085.DWG  
 Last saved by: SWANSONAJ Last Potted: 2018-10-11

This drawing has been prepared for the use of AECOM's client. It may not be used, modified, reproduced or relied upon by third parties, except as agreed by AECOM or as required by law. AECOM accepts no responsibility, and denies any liability, whatsoever, to any party that uses or relies on this drawing without AECOM's express written consent. All measurements must be obtained from the stated dimensions.

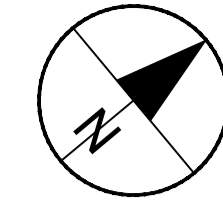
ISO A1 594mm x 841mm

Approved: \_\_\_\_\_  
Checked: \_\_\_\_\_  
Designer: \_\_\_\_\_

Project Management Initials: \_\_\_\_\_



Nooteboom C016099 with Lokotrack LT550GP	
Overall Length	18.900m
Overall Width	2.500m
Overall Body Height	3.980m
Min Body Ground Clearance	0.320m
Max Track Width	2.500m
Lock to lock time	6.00s
Kerb to Kerb Turning Radius	6.790m



60570241-SKE-C-0038

# AECOM

**PROJECT**  
**ILI PORTFOLIO EIA**  
**RED JOHN PUMPED**  
**STORAGE HYDRO**

**CLIENT**  
**ILI (Highlands PSH)**  
**Ltd.**

**CONSULTANT**  
 AECOM  
 1 Tanfield  
 EDINBURGH, EH3 5DA  
 +44 (0) 131 301 8600 tel  
 +44 (0) 131 301 8699 fax  
 www.aecom.com

- NOTES**
1. ALL WORKS TO BE EXECUTED IN ACCORDANCE WITH THE SPECIFICATION FOR HIGHWAY WORKS - THE MANUAL OF CONTRACT DOCUMENTS FOR HIGHWAY WORKS, DESIGN MANUAL FOR ROADS AND BRIDGES, TRAFFIC SIGNS MANUAL AND LOCAL COUNCIL GUIDELINES.
  2. ALL DIMENSIONS ARE IN MILLIMETRES UNLESS STATED OTHERWISE. ALL LEVELS ARE IN METRES AND RELATE TO ORDANCE DATUM.
  3. DO NOT SCALE FROM ANY DRAWING. WORK TO FIGURED DIMENSIONS ONLY. ANY DISCREPANCIES IN DIMENSION ARE TO BE REFERRED TO THE DESIGNER BEFORE WORK IS PUT TO HAND.
  4. ALL DIMENSIONS AND LEVELS ARE TO BE CHECKED ON SITE BY THE CONTRACTOR PRIOR TO PREPARING ANY WORKING DRAWINGS OR COMMENCING ON SITE.
  5. ALL WORKS BY THE CONTRACTOR MUST BE CARRIED OUT IN SUCH A WAY THAT ALL REQUIREMENTS UNDER THE HEALTH AND SAFETY AT WORK ACT ARE SATISFIED.
  6. ALL WORK IS TO BE CARRIED OUT IN COMPLIANCE WITH THE REQUIREMENTS OF THE STATUTORY AUTHORITIES AND CONSTRUCTION DESIGN AND MANAGEMENT REGULATIONS.
  7. DRAWING BASE RECEIVED FROM EMAPSITE. AECOM CANNOT GUARANTEE THEIR ACCURACY. CONTRACTOR TO SATISFY THEMSELVES AS TO THE ACCURACY OF SUCH INFORMATION.

**ISSUE/REVISION**

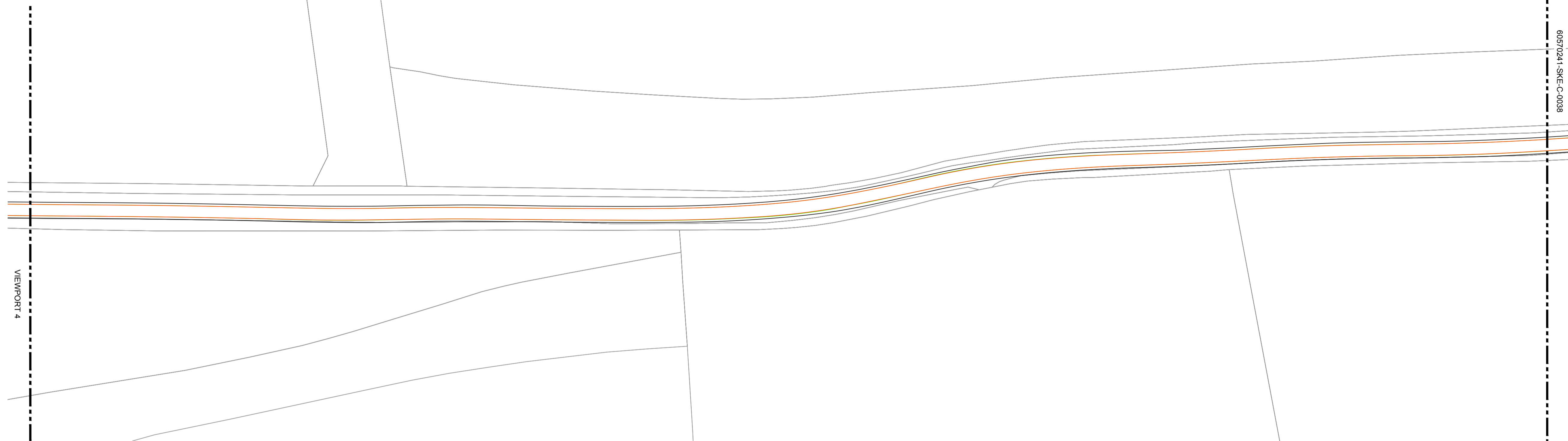
I/R	DATE	DESCRIPTION

**KEY PLAN**

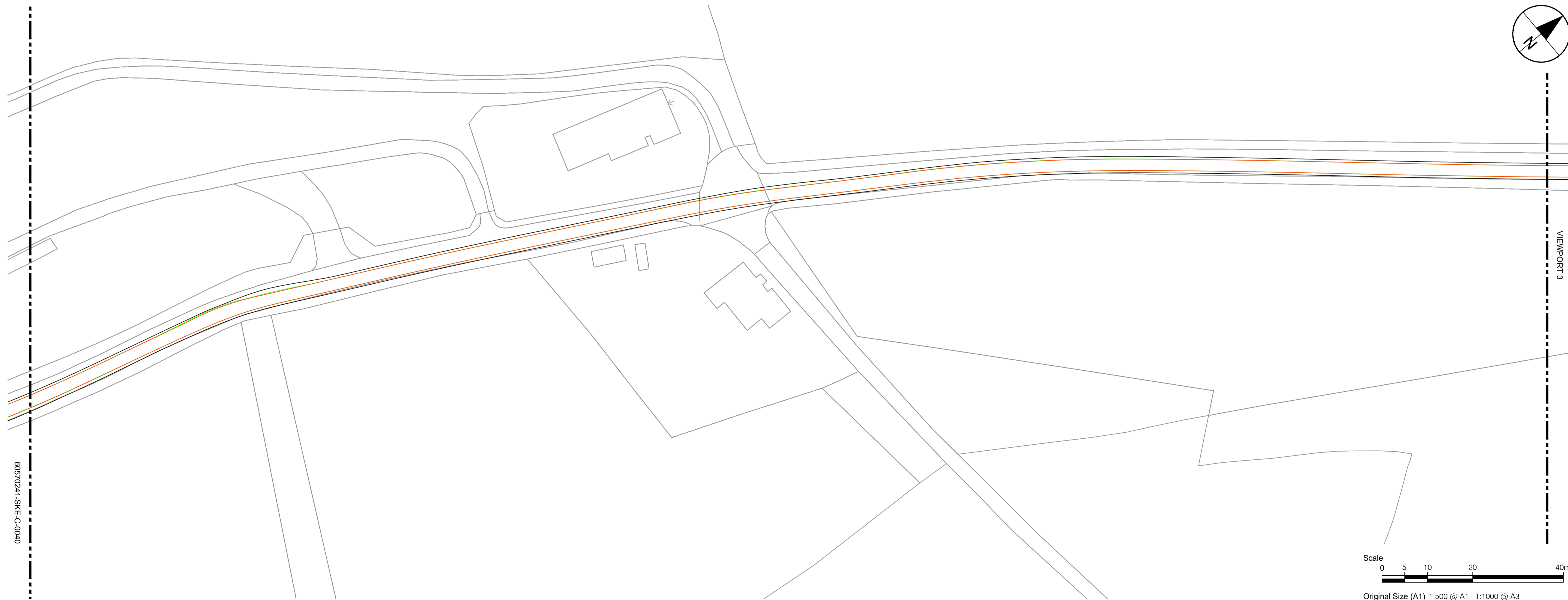
**PROJECT NUMBER**  
60570241

**SHEET TITLE**  
B862 TO B852  
SPA NOOTEBOOM WITH LOKOTRACK  
SHEET 2 OF 18

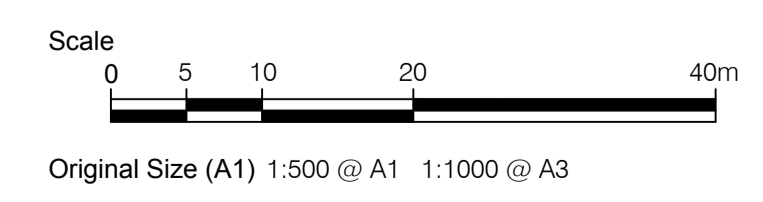
**SHEET NUMBER**  
60570241-SKE-C-0039



**VIEWPORT 3**



**VIEWPORT 4**



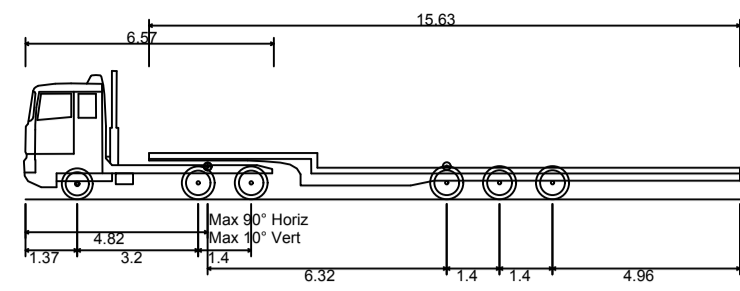
Filename: F:\PROJECTS\DEVELOPMENT - RED JOHN PSH EIA\03 EXECUTION\04 CAD\25-SKETCHES\60570241-SKE-C-0038\TO0085.DWG  
Last saved by: SWANSONAJ Last Potted: 2018-10-11

60570241-SKE-C-0040

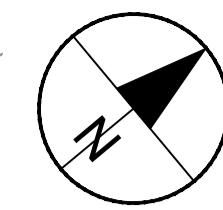
VIEWPORT 3

60570241-SKE-C-0040

ISO A1 594mm x 841mm  
 Approved: \_\_\_\_\_  
 Checked: \_\_\_\_\_  
 Designer: \_\_\_\_\_  
 Project Management Initials: \_\_\_\_\_

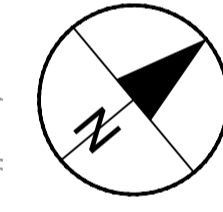


Nooteboom C016099 with Lokotrack LT550GP  
 Overall Length 18.900m  
 Overall Width 2.500m  
 Overall Body Height 2.500m  
 Min Body Ground Clearance 0.320m  
 Max Track Width 2.500m  
 Lock to lock time 6.00s  
 Kerb to Kerb Turning Radius 6.790m



60570241-SKE-C-0038

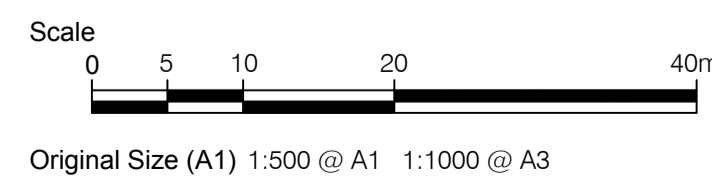
VIEWPORT 5



60570241-SKE-C-0041

VIEWPORT 5

VIEWPORT 6



**PROJECT**  
 ILI PORTFOLIO EIA  
 RED JOHN PUMPED  
 STORAGE HYDRO

**CLIENT**  
 ILI (Highlands PSH)  
 Ltd.

**CONSULTANT**  
 AECOM  
 1 Tanfield  
 EDINBURGH, EH3 5DA  
 +44 (0) 131 301 8600 tel  
 +44 (0) 131 301 8699 fax  
 www.aecom.com

- NOTES**
1. ALL WORKS TO BE EXECUTED IN ACCORDANCE WITH THE SPECIFICATION FOR HIGHWAY WORKS - THE MANUAL OF CONTRACT DOCUMENTS FOR HIGHWAY WORKS, DESIGN MANUAL FOR ROADS AND BRIDGES, TRAFFIC SIGNS MANUAL AND LOCAL COUNCIL GUIDELINES.
  2. ALL DIMENSIONS ARE IN MILLIMETRES UNLESS STATED OTHERWISE. ALL LEVELS ARE IN METRES AND RELATE TO ORDNANCE DATUM.
  3. DO NOT SCALE FROM ANY DRAWING. WORK TO FIGURED DIMENSIONS ONLY. ANY DISCREPANCIES IN DIMENSION ARE TO BE REFERRED TO THE DESIGNER BEFORE WORK IS PUT TO HAND.
  4. ALL DIMENSIONS AND LEVELS ARE TO BE CHECKED ON SITE BY THE CONTRACTOR PRIOR TO PREPARING ANY WORKING DRAWINGS OR COMMENCING ON SITE.
  5. ALL WORKS BY THE CONTRACTOR MUST BE CARRIED OUT IN SUCH A WAY THAT ALL REQUIREMENTS UNDER THE HEALTH AND SAFETY AT WORK ACT ARE SATISFIED.
  6. ALL WORK IS TO BE CARRIED OUT IN COMPLIANCE WITH THE REQUIREMENTS OF THE STATUTORY AUTHORITIES AND CONSTRUCTION DESIGN AND MANAGEMENT REGULATIONS.
  7. DRAWING BASE RECEIVED FROM EMAPSITE. AECOM CANNOT GUARANTEE THEIR ACCURACY. CONTRACTOR TO SATISFY THEMSELVES AS TO THE ACCURACY OF SUCH INFORMATION.

**ISSUE/REVISION**

I/R	DATE	DESCRIPTION

**KEY PLAN**

**PROJECT NUMBER**  
 60570241

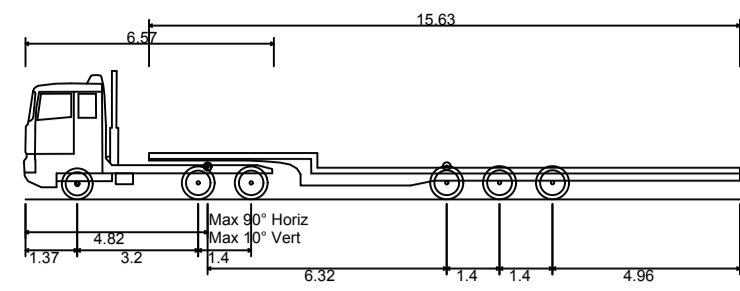
**SHEET TITLE**  
 B862 TO B852  
 SPA NOOTEBOOM WITH LOKOTRACK  
 SHEET 3 OF 18

**SHEET NUMBER**  
 60570241-SKE-C-0040

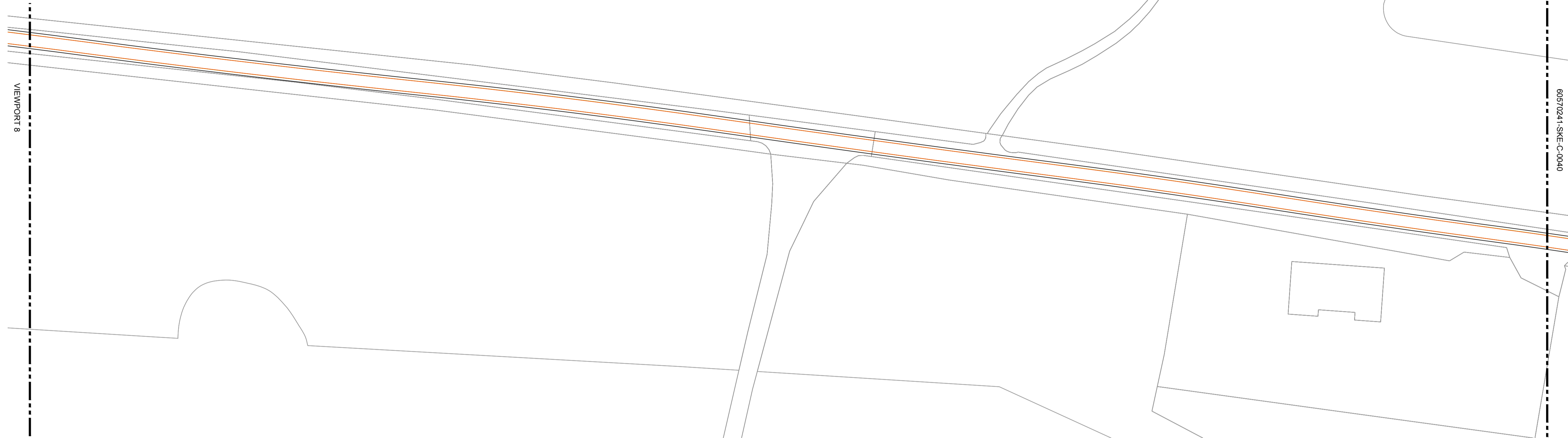
Filename: F:\PROJECTS\DEVELOPMENT - RED JOHN PSH EIA\03 EXECUTION\04 CAD\25-SKETCHES\60570241-SKE-C-0038\TO0085.DWG  
 Last saved by: SWANSONAJ Last Potted: 2016-10-11

This drawing has been prepared for the use of AECOM's client. It may not be used, modified, reproduced or relied upon by third parties, except as agreed by AECOM or as required by law. AECOM accepts no responsibility, and denies any liability, whatsoever, to any party that uses or relies on this drawing without AECOM's express written consent. All measurements must be obtained from the stated dimensions.

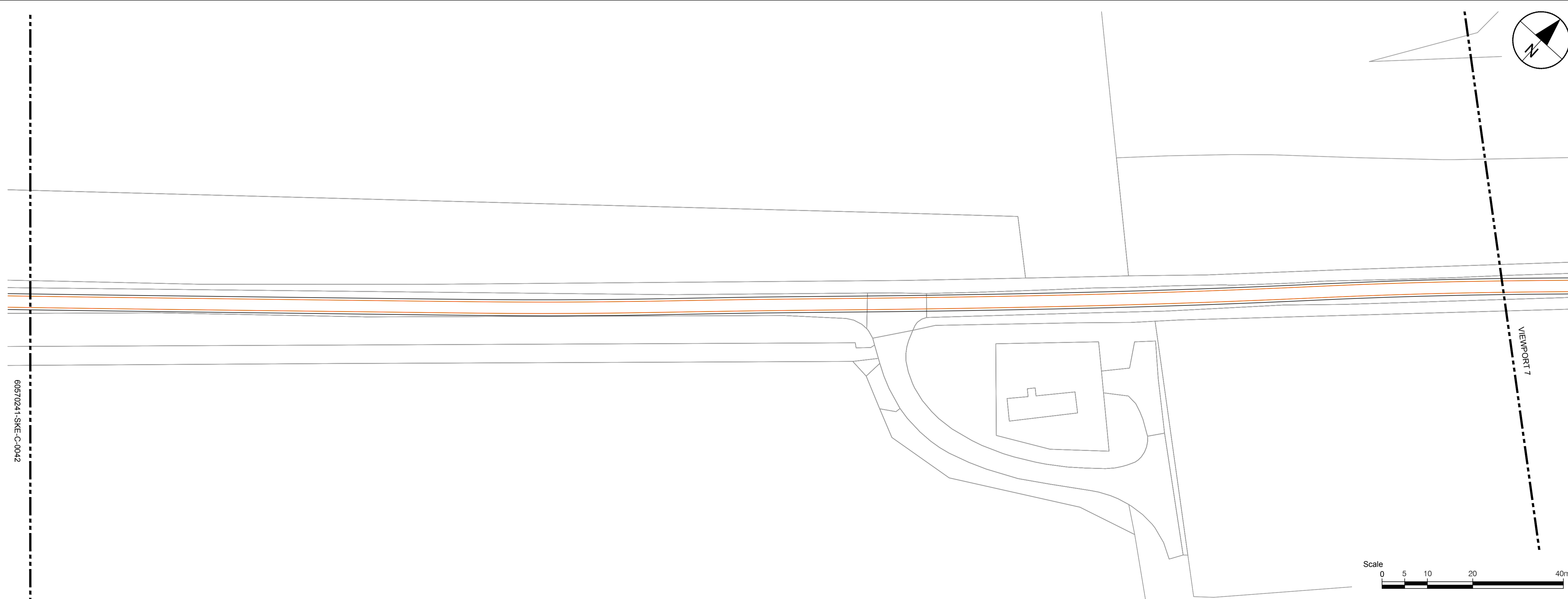
ISO A1 594mm x 841mm  
 Approved: \_\_\_\_\_  
 Checked: \_\_\_\_\_  
 Designer: \_\_\_\_\_  
 Project Management Initials: \_\_\_\_\_



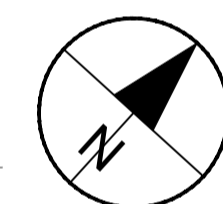
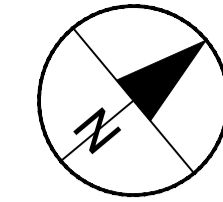
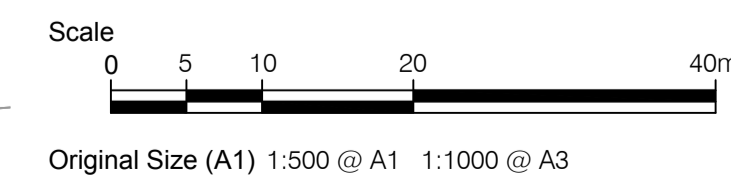
Nootboom C016099 with Lokotrack LT550GP	18,900m
Overall Length	18,900m
Overall Width	2,500m
Overall Body Height	3,980m
Min Body Ground Clearance	0,320m
Max Track Width	2,500m
Lock to lock time	6,00s
Kerb to Kerb Turning Radius	6,790m



VIEWPORT 7



VIEWPORT 8



**PROJECT**  
 ILI PORTFOLIO EIA  
 RED JOHN PUMPED  
 STORAGE HYDRO

**CLIENT**  
 ILI (Highlands PSH)  
 Ltd.

**CONSULTANT**  
 AECOM  
 1 Tanfield  
 EDINBURGH, EH3 5DA  
 +44 (0) 131 301 8600 tel  
 +44 (0) 131 301 8699 fax  
 www.aecom.com

- NOTES**
1. ALL WORKS TO BE EXECUTED IN ACCORDANCE WITH THE SPECIFICATION FOR HIGHWAY WORKS - THE MANUAL OF CONTRACT DOCUMENTS FOR HIGHWAY WORKS, DESIGN MANUAL FOR ROADS AND BRIDGES, TRAFFIC SIGNS MANUAL AND LOCAL COUNCIL GUIDELINES.
  2. ALL DIMENSIONS ARE IN MILLIMETRES UNLESS STATED OTHERWISE. ALL LEVELS ARE IN METRES AND RELATE TO ORDANCE DATUM.
  3. DO NOT SCALE FROM ANY DRAWING. WORK TO FIGURED DIMENSIONS ONLY. ANY DISCREPANCIES IN DIMENSION ARE TO BE REFERRED TO THE DESIGNER BEFORE WORK IS PUT TO HAND.
  4. ALL DIMENSIONS AND LEVELS ARE TO BE CHECKED ON SITE BY THE CONTRACTOR PRIOR TO PREPARING ANY WORKING DRAWINGS OR COMMENCING ON SITE.
  5. ALL WORKS BY THE CONTRACTOR MUST BE CARRIED OUT IN SUCH A WAY THAT ALL REQUIREMENTS UNDER THE HEALTH AND SAFETY AT WORK ACT ARE SATISFIED.
  6. ALL WORK IS TO BE CARRIED OUT IN COMPLIANCE WITH THE REQUIREMENTS OF THE STATUTORY AUTHORITIES AND CONSTRUCTION DESIGN AND MANAGEMENT REGULATIONS.
  7. DRAWING BASE RECEIVED FROM EMAPSITE. AECOM CANNOT GUARANTEE THEIR ACCURACY. CONTRACTOR TO SATISFY THEMSELVES AS TO THE ACCURACY OF SUCH INFORMATION.

**ISSUE/REVISION**

I/R	DATE	DESCRIPTION

**KEY PLAN**

**PROJECT NUMBER**  
 60570241

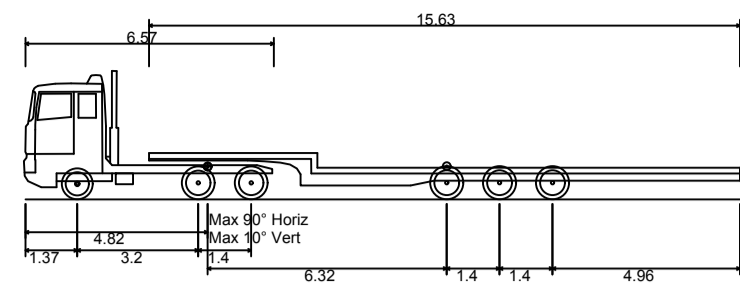
**SHEET TITLE**  
 B862 TO B852  
 SPA NOOTEBOOM WITH LOKOTRACK  
 SHEET 4 OF 18

**SHEET NUMBER**  
 60570241-SKE-C-0041

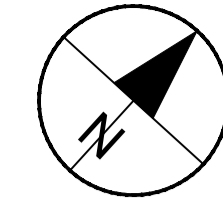
This drawing has been prepared for the use of AECOM's client. It may not be used, modified, reproduced or relied upon by third parties, except as agreed by AECOM or as required by law. AECOM accepts no responsibility, and denies any liability, whatsoever, to any party that uses or relies on this drawing without AECOM's express written consent. All measurements must be obtained from the stated dimensions.

Filename: F:\PROJECTS\DEVELOPMENT - RED JOHN PSH EIA\03 EXECUTION\04 CAD\25-SKETCHES\60570241-SKE-C-0038TO0085.DWG  
 Last saved by: SWANSONAJ Last Potted: 2018-10-11

ISO A1 594mm x 841mm  
 Approved: \_\_\_\_\_  
 Checked: \_\_\_\_\_  
 Designer: \_\_\_\_\_  
 Project Management Initials: \_\_\_\_\_



Nooteboom C016099 with Lokotrack LT550GP  
 Overall Length 18.900m  
 Overall Width 2.500m  
 Overall Body Height 3.980m  
 Min Body Ground Clearance 0.320m  
 Max Track Width 2.500m  
 Lock to lock time 6.00s  
 Kerb to Kerb Turning Radius 6.790m



# AECOM

**PROJECT**  
 ILI PORTFOLIO EIA  
 RED JOHN PUMPED  
 STORAGE HYDRO

**CLIENT**  
 ILI (Highlands PSH)  
 Ltd.

**CONSULTANT**  
 AECOM  
 1 Tanfield  
 EDINBURGH, EH3 5DA  
 +44 (0) 131 301 8600 tel  
 +44 (0) 131 301 8699 fax  
 www.aecom.com

- NOTES**
1. ALL WORKS TO BE EXECUTED IN ACCORDANCE WITH THE SPECIFICATION FOR HIGHWAY WORKS - THE MANUAL OF CONTRACT DOCUMENTS FOR HIGHWAY WORKS, DESIGN MANUAL FOR ROADS AND BRIDGES, TRAFFIC SIGNS MANUAL AND LOCAL COUNCIL GUIDELINES.
  2. ALL DIMENSIONS ARE IN MILLIMETRES UNLESS STATED OTHERWISE. ALL LEVELS ARE IN METRES AND RELATE TO ORDNANCE DATUM.
  3. DO NOT SCALE FROM ANY DRAWING. WORK TO FIGURED DIMENSIONS ONLY. ANY DISCREPANCIES IN DIMENSION ARE TO BE REFERRED TO THE DESIGNER BEFORE WORK IS PUT TO HAND.
  4. ALL DIMENSIONS AND LEVELS ARE TO BE CHECKED ON SITE BY THE CONTRACTOR PRIOR TO PREPARING ANY WORKING DRAWINGS OR COMMENCING ON SITE.
  5. ALL WORKS BY THE CONTRACTOR MUST BE CARRIED OUT IN SUCH A WAY THAT ALL REQUIREMENTS UNDER THE HEALTH AND SAFETY AT WORK ACT ARE SATISFIED.
  6. ALL WORK IS TO BE CARRIED OUT IN COMPLIANCE WITH THE REQUIREMENTS OF THE STATUTORY AUTHORITIES AND CONSTRUCTION DESIGN AND MANAGEMENT REGULATIONS.
  7. DRAWING BASE RECEIVED FROM EMAPSITE. AECOM CANNOT GUARANTEE THEIR ACCURACY. CONTRACTOR TO SATISFY THEMSELVES AS TO THE ACCURACY OF SUCH INFORMATION.

**ISSUE/REVISION**

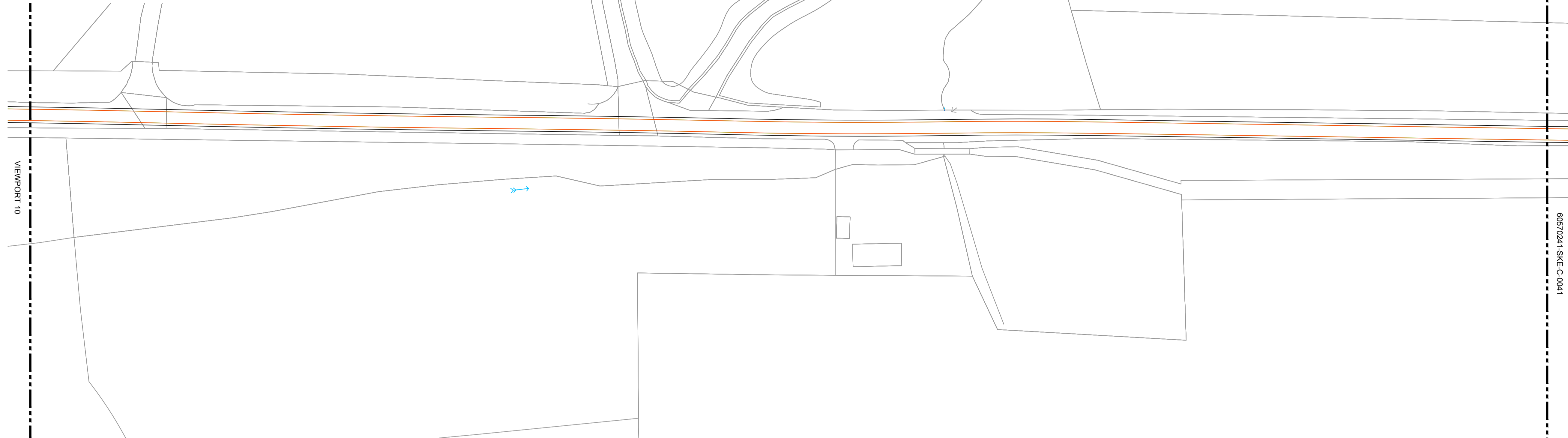
I/R	DATE	DESCRIPTION

**KEY PLAN**

**PROJECT NUMBER**  
 60570241

**SHEET TITLE**  
 B862 TO B852  
 SPA NOOTEBOOM WITH LOKOTRACK  
 SHEET 5 OF 18

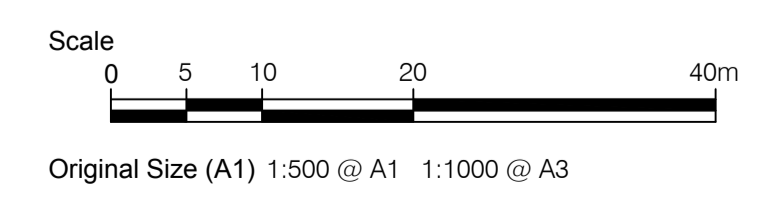
**SHEET NUMBER**  
 60570241-SKE-C-0042



**VIEWPORT 9**



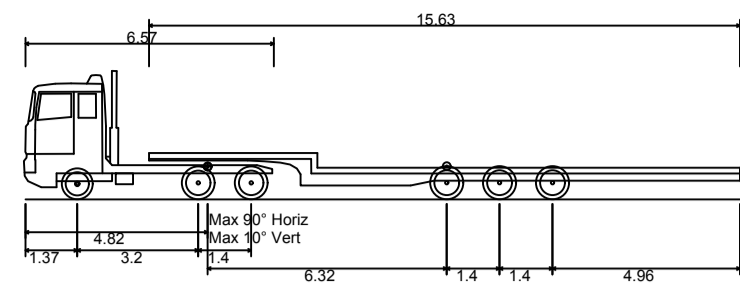
**VIEWPORT 10**



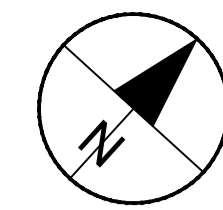
Filename: F:\PROJECTS\DEVELOPMENT - RED JOHN PSH EIA\03 EXECUTION\04 CAD\25-SKETCHES\60570241-SKE-C-0038TO0085.DWG  
 Last saved by: SWANSONAJ Last Potted: 2018-10-11

This drawing has been prepared for the use of AECOM's client. It may not be used, modified, reproduced or relied upon by third parties, except as agreed by AECOM or as required by law. AECOM accepts no responsibility, and denies any liability, whatsoever, to any party that uses or relies on this drawing without AECOM's express written consent. All measurements must be obtained from the stated dimensions.

ISO A1 594mm x 841mm  
 Approved: \_\_\_\_\_  
 Checked: \_\_\_\_\_  
 Designer: \_\_\_\_\_  
 Project Management Initials: \_\_\_\_\_



Nooteboom C016099 with Lokotrack LT550GP  
 Overall Length 18.900m  
 Overall Width 2.500m  
 Overall Body Height 3.98m  
 Min Body Ground Clearance 0.320m  
 Max Track Width 2.500m  
 Lock to lock time 6.00s  
 Kerb to Kerb Turning Radius 6.790m



# AECOM

PROJECT

**ILI PORTFOLIO EIA  
 RED JOHN PUMPED  
 STORAGE HYDRO**

CLIENT

**ILI (Highlands PSH)  
 Ltd.**

CONSULTANT

AECOM  
 1 Tanfield  
 EDINBURGH, EH3 5DA  
 +44 (0) 131 301 8600 tel  
 +44 (0) 131 301 8699 fax  
 www.aecom.com

NOTES

- ALL WORKS TO BE EXECUTED IN ACCORDANCE WITH THE SPECIFICATION FOR HIGHWAY WORKS - THE MANUAL OF CONTRACT DOCUMENTS FOR HIGHWAY WORKS, DESIGN MANUAL FOR ROADS AND BRIDGES, TRAFFIC SIGNS MANUAL AND LOCAL COUNCIL GUIDELINES.
- ALL DIMENSIONS ARE IN MILLIMETRES UNLESS STATED OTHERWISE. ALL LEVELS ARE IN METRES AND RELATE TO ORDNANCE DATUM.
- DO NOT SCALE FROM ANY DRAWING. WORK TO FIGURED DIMENSIONS ONLY. ANY DISCREPANCIES IN DIMENSION ARE TO BE REFERRED TO THE DESIGNER BEFORE WORK IS PUT TO HAND.
- ALL DIMENSIONS AND LEVELS ARE TO BE CHECKED ON SITE BY THE CONTRACTOR PRIOR TO PREPARING ANY WORKING DRAWINGS OR COMMENCING ON SITE.
- ALL WORKS BY THE CONTRACTOR MUST BE CARRIED OUT IN SUCH A WAY THAT ALL REQUIREMENTS UNDER THE HEALTH AND SAFETY AT WORK ACT ARE SATISFIED.
- ALL WORK IS TO BE CARRIED OUT IN COMPLIANCE WITH THE REQUIREMENTS OF THE STATUTORY AUTHORITIES AND CONSTRUCTION DESIGN AND MANAGEMENT REGULATIONS.
- DRAWING BASE RECEIVED FROM EMAPSITE. AECOM CANNOT GUARANTEE THEIR ACCURACY. CONTRACTOR TO SATISFY THEMSELVES AS TO THE ACCURACY OF SUCH INFORMATION.

ISSUE/REVISION

I/R	DATE	DESCRIPTION

KEY PLAN

PROJECT NUMBER

60570241

SHEET TITLE

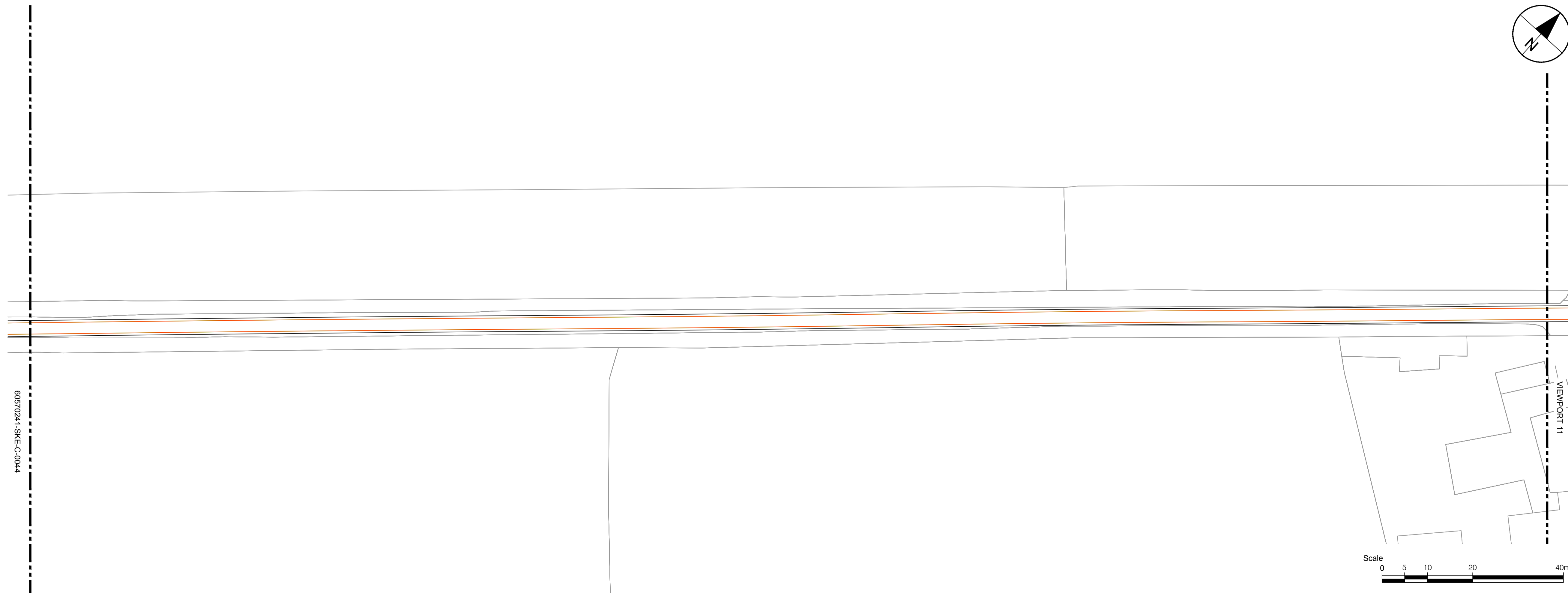
B862 TO B852  
 SPA NOOTEBOOM WITH LOKOTRACK  
 SHEET 6 OF 18

SHEET NUMBER

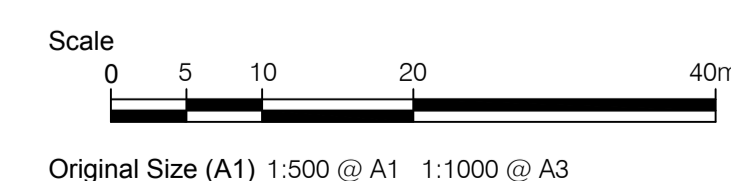
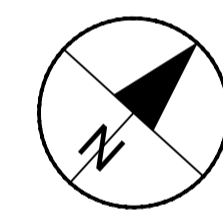
60570241-SKE-C-0043



**VIEWPORT 11**



**VIEWPORT 12**

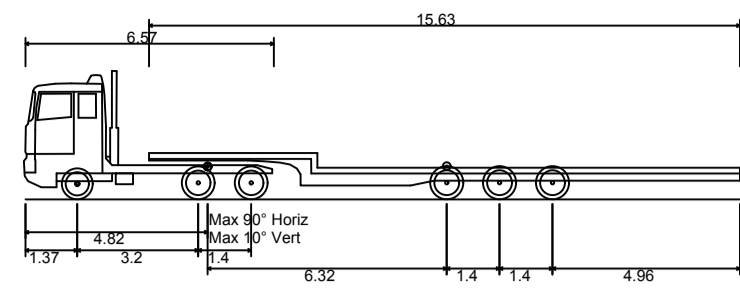


Original Size (A1) 1:500 @ A1 1:1000 @ A3

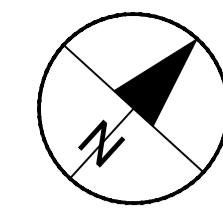
Filename: F:\PROJECTS\DEVELOPMENT - RED JOHN PSH EIA\03 EXECUTION\04 CAD\25-SKETCHES\60570241-SKE-C-0038TO0085.DWG  
 Last saved by: SWANSONAJ Last Potted: 2018-10-11

This drawing has been prepared for the use of AECOM's client. It may not be used, modified, reproduced or relied upon by third parties, except as agreed by AECOM or as required by law. AECOM accepts no responsibility, and denies any liability, whatsoever, to any party that uses or relies on this drawing without AECOM's express written consent. All measurements must be obtained from the stated dimensions.





Nootboom C016099 with Lokotrack LT550GP  
 Overall Length 18.900m  
 Overall Width 2.500m  
 Overall Body Height 3.980m  
 Min Body Ground Clearance 0.320m  
 Max Track Width 2.500m  
 Lock to lock time 6.00s  
 Kerb to Kerb Turning Radius 6.790m




- NOTES**
1. ALL WORKS TO BE EXECUTED IN ACCORDANCE WITH THE SPECIFICATION FOR HIGHWAY WORKS - THE MANUAL OF CONTRACT DOCUMENTS FOR HIGHWAY WORKS, DESIGN MANUAL FOR ROADS AND BRIDGES, TRAFFIC SIGNS MANUAL AND LOCAL COUNCIL GUIDELINES.
  2. ALL DIMENSIONS ARE IN MILLIMETRES UNLESS STATED OTHERWISE. ALL LEVELS ARE IN METRES AND RELATE TO ORDNANCE DATUM.
  3. DO NOT SCALE FROM ANY DRAWING. WORK TO FIGURED DIMENSIONS ONLY. ANY DISCREPANCIES IN DIMENSION ARE TO BE REFERRED TO THE DESIGNER BEFORE WORK IS PUT TO HAND.
  4. ALL DIMENSIONS AND LEVELS ARE TO BE CHECKED ON SITE BY THE CONTRACTOR PRIOR TO PREPARING ANY WORKING DRAWINGS OR COMMENCING ON SITE.
  5. ALL WORKS BY THE CONTRACTOR MUST BE CARRIED OUT IN SUCH A WAY THAT ALL REQUIREMENTS UNDER THE HEALTH AND SAFETY AT WORK ACT ARE SATISFIED.
  6. ALL WORK IS TO BE CARRIED OUT IN COMPLIANCE WITH THE REQUIREMENTS OF THE STATUTORY AUTHORITIES AND CONSTRUCTION DESIGN AND MANAGEMENT REGULATIONS.
  7. DRAWING BASE RECEIVED FROM EMAPSITE. AECOM CANNOT GUARANTEE THEIR ACCURACY. CONTRACTOR TO SATISFY THEMSELVES AS TO THE ACCURACY OF SUCH INFORMATION.

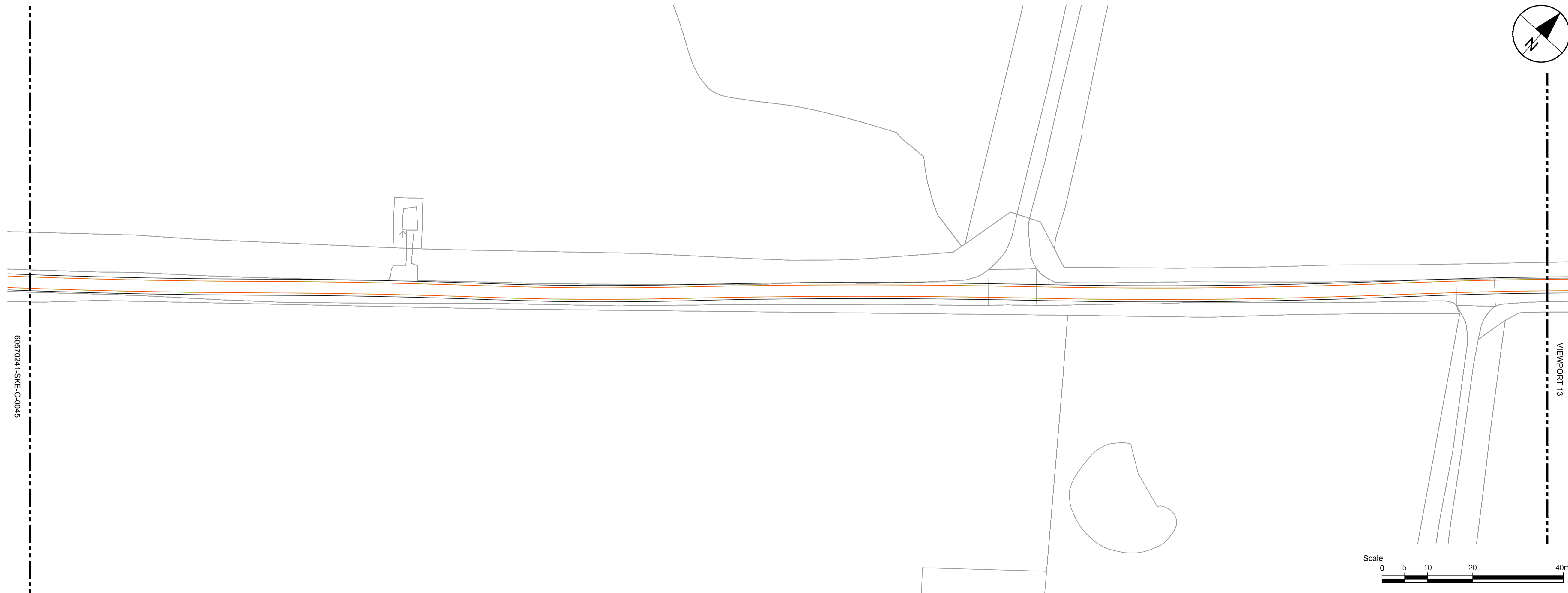
**ISSUE/REVISION**

I/R	DATE	DESCRIPTION

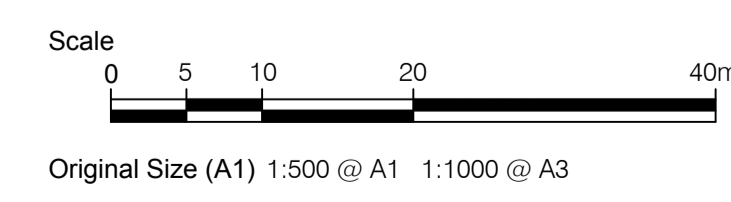
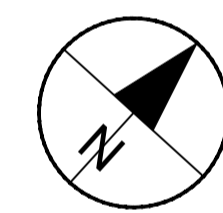
**KEY PLAN**



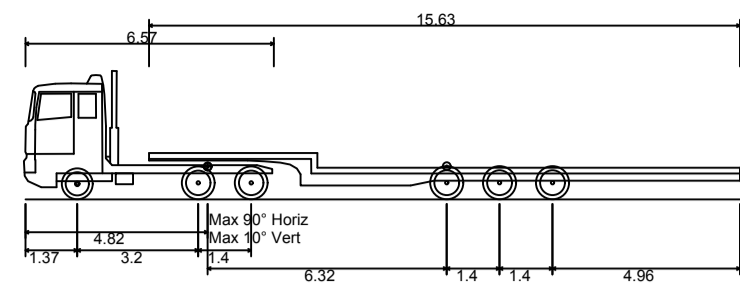
**VIEWPORT 13**



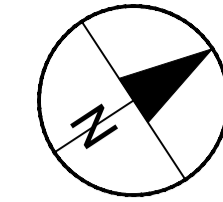
**VIEWPORT 14**



This drawing has been prepared for the use of AECOM's client. It may not be used, modified, reproduced or relied upon by third parties, except as agreed by AECOM or as required by law. AECOM accepts no responsibility, and denies any liability, whatsoever, to any party that uses or relies on this drawing without AECOM's express written consent. All measurements must be obtained from the stated dimensions.



Nooteboom C016099 with Lokotrack LT550GP  
 Overall Length 18.900m  
 Overall Width 2.500m  
 Overall Body Height 3.980m  
 Min Body Ground Clearance 0.320m  
 Max Track Width 2.500m  
 Lock to lock time 6.00s  
 Kerb to Kerb Turning Radius 6.790m



**PROJECT**  
 ILI PORTFOLIO EIA  
 RED JOHN PUMPED  
 STORAGE HYDRO

**CLIENT**  
 ILI (Highlands PSH)  
 Ltd.

**CONSULTANT**  
 AECOM  
 1 Tanfield  
 EDINBURGH, EH3 5DA  
 +44 (0) 131 301 8600 tel  
 +44 (0) 131 301 8699 fax  
 www.aecom.com

- NOTES**
- ALL WORKS TO BE EXECUTED IN ACCORDANCE WITH THE SPECIFICATION FOR HIGHWAY WORKS - THE MANUAL OF CONTRACT DOCUMENTS FOR HIGHWAY WORKS, DESIGN MANUAL FOR ROADS AND BRIDGES, TRAFFIC SIGNS MANUAL AND LOCAL COUNCIL GUIDELINES.
  - ALL DIMENSIONS ARE IN MILLIMETRES UNLESS STATED OTHERWISE. ALL LEVELS ARE IN METRES AND RELATE TO ORDNANCE DATUM.
  - DO NOT SCALE FROM ANY DRAWING. WORK TO FIGURED DIMENSIONS ONLY. ANY DISCREPANCIES IN DIMENSION ARE TO BE REFERRED TO THE DESIGNER BEFORE WORK IS PUT TO HAND.
  - ALL DIMENSIONS AND LEVELS ARE TO BE CHECKED ON SITE BY THE CONTRACTOR PRIOR TO PREPARING ANY WORKING DRAWINGS OR COMMENCING ON SITE.
  - ALL WORKS BY THE CONTRACTOR MUST BE CARRIED OUT IN SUCH A WAY THAT ALL REQUIREMENTS UNDER THE HEALTH AND SAFETY AT WORK ACT ARE SATISFIED.
  - ALL WORK IS TO BE CARRIED OUT IN COMPLIANCE WITH THE REQUIREMENTS OF THE STATUTORY AUTHORITIES AND CONSTRUCTION DESIGN AND MANAGEMENT REGULATIONS.
  - DRAWING BASE RECEIVED FROM EMAPSITE. AECOM CANNOT GUARANTEE THEIR ACCURACY. CONTRACTOR TO SATISFY THEMSELVES AS TO THE ACCURACY OF SUCH INFORMATION.

**ISSUE/REVISION**


I/R	DATE	DESCRIPTION

**KEY PLAN**

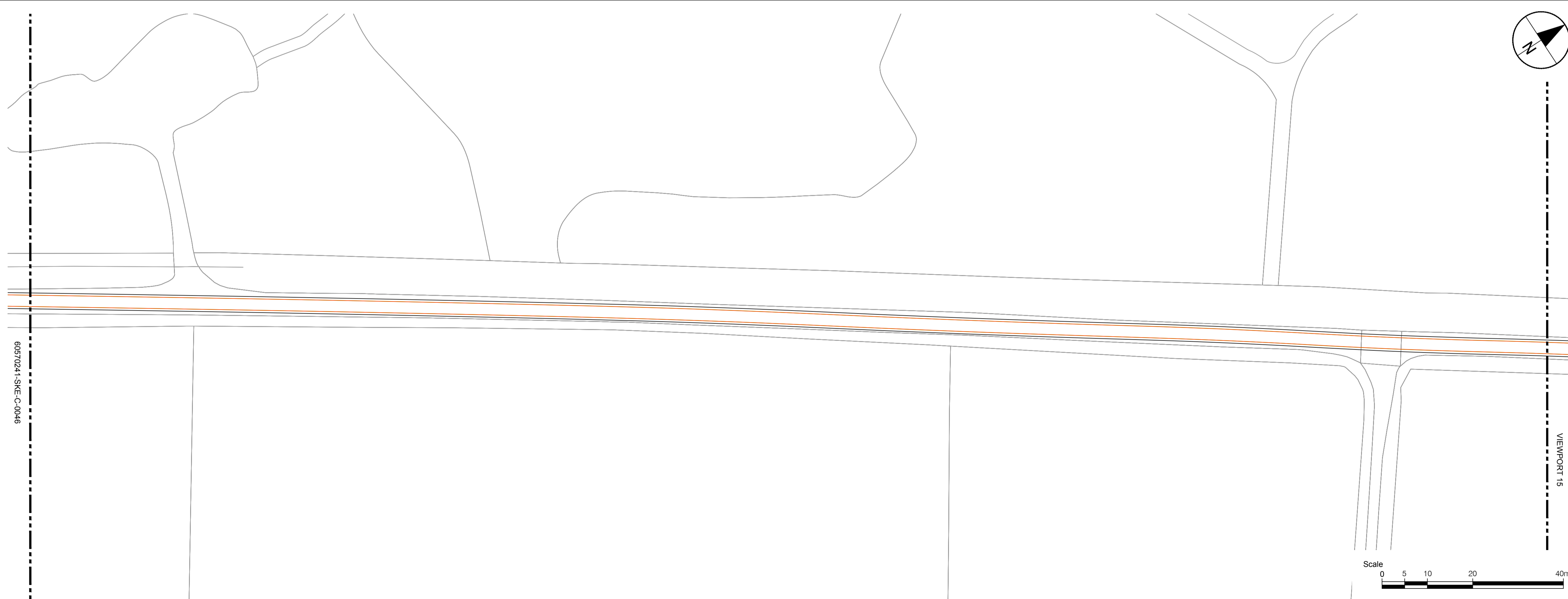
**PROJECT NUMBER**  
 60570241

**SHEET TITLE**  
 B862 TO B852  
 SPA NOOTEBOOM WITH LOKOTRACK  
 SHEET 8 OF 18

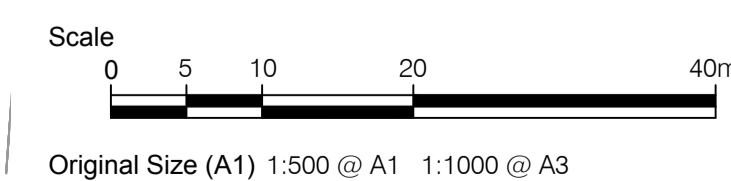
**SHEET NUMBER**  
 60570241-SKE-C-0045



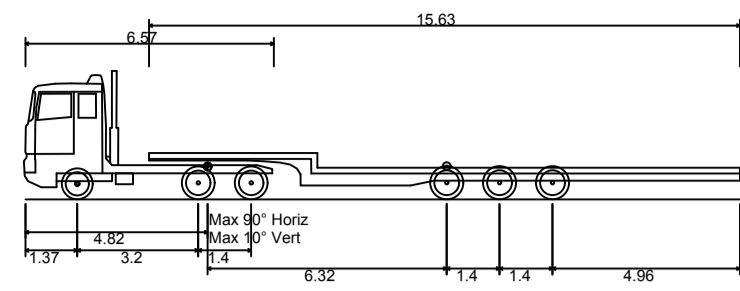
**VIEWPORT 15**



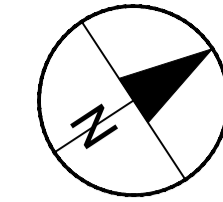
**VIEWPORT 16**



This drawing has been prepared for the use of AECOM's client. It may not be used, modified, reproduced or relied upon by third parties, except as agreed by AECOM or as required by law. AECOM accepts no responsibility, and denies any liability, whatsoever, to any party that uses or relies on this drawing without AECOM's express written consent. All measurements must be obtained from the stated dimensions.



Nooteboom C016099 with Lokotrack LT550GP  
 Overall Length 18.900m  
 Overall Width 2.500m  
 Overall Body Height 3.380m  
 Min Body Ground Clearance 0.320m  
 Max Track Width 2.500m  
 Lock to lock time 6.00s  
 Kerb to Kerb Turning Radius 6.790m



**PROJECT**  
 ILI PORTFOLIO EIA  
 RED JOHN PUMPED  
 STORAGE HYDRO

**CLIENT**  
 ILI (Highlands PSH)  
 Ltd.

**CONSULTANT**  
 AECOM  
 1 Tanfield  
 EDINBURGH, EH3 5DA  
 +44 (0) 131 301 8600 tel  
 +44 (0) 131 301 8699 fax  
 www.aecom.com

- NOTES**
- ALL WORKS TO BE EXECUTED IN ACCORDANCE WITH THE SPECIFICATION FOR HIGHWAY WORKS - THE MANUAL OF CONTRACT DOCUMENTS FOR HIGHWAY WORKS, DESIGN MANUAL FOR ROADS AND BRIDGES, TRAFFIC SIGNS MANUAL AND LOCAL COUNCIL GUIDELINES.
  - ALL DIMENSIONS ARE IN MILLIMETRES UNLESS STATED OTHERWISE. ALL LEVELS ARE IN METRES AND RELATE TO ORDNANCE DATUM.
  - DO NOT SCALE FROM ANY DRAWING. WORK TO FIGURED DIMENSIONS ONLY. ANY DISCREPANCIES IN DIMENSION ARE TO BE REFERRED TO THE DESIGNER BEFORE WORK IS PUT TO HAND.
  - ALL DIMENSIONS AND LEVELS ARE TO BE CHECKED ON SITE BY THE CONTRACTOR PRIOR TO PREPARING ANY WORKING DRAWINGS OR COMMENCING ON SITE.
  - ALL WORKS BY THE CONTRACTOR MUST BE CARRIED OUT IN SUCH A WAY THAT ALL REQUIREMENTS UNDER THE HEALTH AND SAFETY AT WORK ACT ARE SATISFIED.
  - ALL WORK IS TO BE CARRIED OUT IN COMPLIANCE WITH THE REQUIREMENTS OF THE STATUTORY AUTHORITIES AND CONSTRUCTION DESIGN AND MANAGEMENT REGULATIONS.
  - DRAWING BASE RECEIVED FROM EMAPSITE. AECOM CANNOT GUARANTEE THEIR ACCURACY. CONTRACTOR TO SATISFY THEMSELVES AS TO THE ACCURACY OF SUCH INFORMATION.

**ISSUE/REVISION**

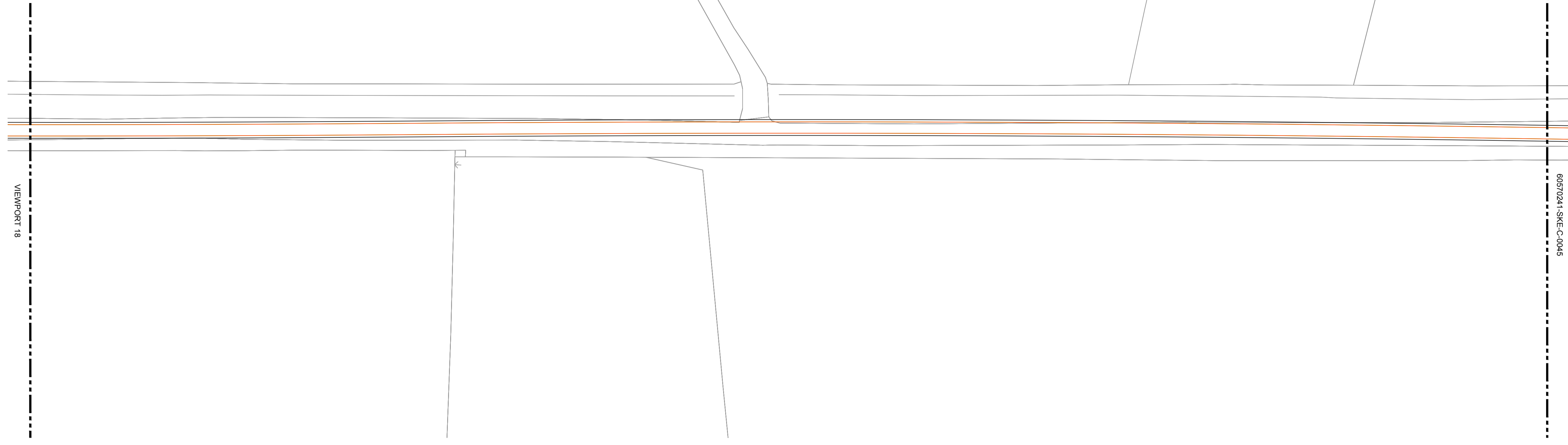
I/R	DATE	DESCRIPTION

**KEY PLAN**


**PROJECT NUMBER**  
 60570241

**SHEET TITLE**  
 B862 TO B852  
 SPA NOOTEBOOM WITH LOKOTRACK  
 SHEET 9 OF 18

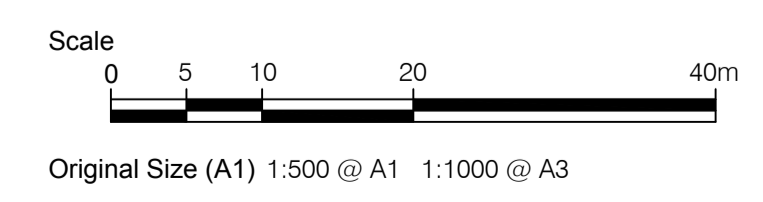
**SHEET NUMBER**  
 60570241-SKE-C-0046



VIEWPORT 17

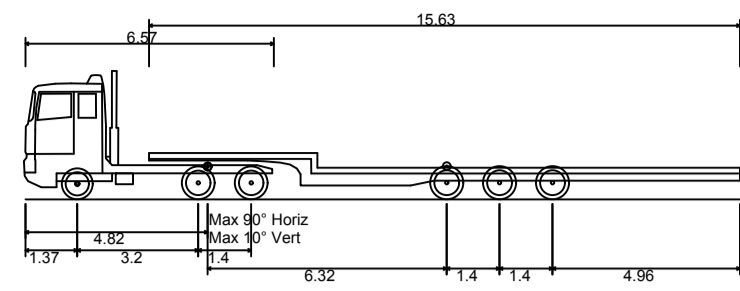


VIEWPORT 18


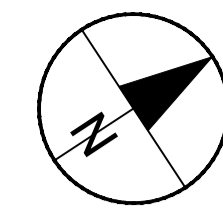


This drawing has been prepared for the use of AECOM's client. It may not be used, modified, reproduced or relied upon by third parties, except as agreed by AECOM or as required by law. AECOM accepts no responsibility, and denies any liability, whatsoever, to any party that uses or relies on this drawing without AECOM's express written consent. All measurements must be obtained from the stated dimensions.

ISO A1 594mm x 841mm  
 Approved: \_\_\_\_\_  
 Checked: \_\_\_\_\_  
 Designer: \_\_\_\_\_  
 Project Management Initials: \_\_\_\_\_



Nooteboom C016099 with Lokotrack LT550GP  
 Overall Length 18.900m  
 Overall Width 2.500m  
 Overall Body Height 3.98m  
 Min Body Ground Clearance 0.320m  
 Max Track Width 2.500m  
 Lock to lock time 6.00s  
 Kerb to Kerb Turning Radius 6.790m



VIEWPORT 19



**PROJECT**  
 ILI PORTFOLIO EIA  
 RED JOHN PUMPED  
 STORAGE HYDRO

**CLIENT**  
 ILI (Highlands PSH)  
 Ltd.

**CONSULTANT**  
 AECOM  
 1 Tanfield  
 EDINBURGH, EH3 5DA  
 +44 (0) 131 301 8600 tel  
 +44 (0) 131 301 8699 fax  
 www.aecom.com

- NOTES**
1. ALL WORKS TO BE EXECUTED IN ACCORDANCE WITH THE SPECIFICATION FOR HIGHWAY WORKS - THE MANUAL OF CONTRACT DOCUMENTS FOR HIGHWAY WORKS, DESIGN MANUAL FOR ROADS AND BRIDGES, TRAFFIC SIGNS MANUAL AND LOCAL COUNCIL GUIDELINES.
  2. ALL DIMENSIONS ARE IN MILLIMETRES UNLESS STATED OTHERWISE. ALL LEVELS ARE IN METRES AND RELATE TO ORDANCE DATUM.
  3. DO NOT SCALE FROM ANY DRAWING. WORK TO FIGURED DIMENSIONS ONLY. ANY DISCREPANCIES IN DIMENSION ARE TO BE REFERRED TO THE DESIGNER BEFORE WORK IS PUT TO HAND.
  4. ALL DIMENSIONS AND LEVELS ARE TO BE CHECKED ON SITE BY THE CONTRACTOR PRIOR TO PREPARING ANY WORKING DRAWINGS OR COMMENCING ON SITE.
  5. ALL WORKS BY THE CONTRACTOR MUST BE CARRIED OUT IN SUCH A WAY THAT ALL REQUIREMENTS UNDER THE HEALTH AND SAFETY AT WORK ACT ARE SATISFIED.
  6. ALL WORK IS TO BE CARRIED OUT IN COMPLIANCE WITH THE REQUIREMENTS OF THE STATUTORY AUTHORITIES AND CONSTRUCTION DESIGN AND MANAGEMENT REGULATIONS.
  7. DRAWING BASE RECEIVED FROM EMAPSITE. AECOM CANNOT GUARANTEE THEIR ACCURACY. CONTRACTOR TO SATISFY THEMSELVES AS TO THE ACCURACY OF SUCH INFORMATION.

**ISSUE/REVISION**

I/R	DATE	DESCRIPTION

**KEY PLAN**

**PROJECT NUMBER**


60570241

**SHEET TITLE**

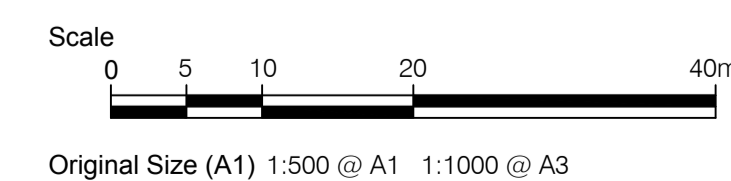
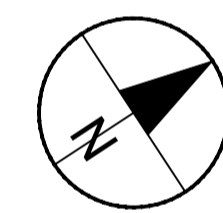
B862 TO B852  
 SPA NOOTEBOOM WITH LOKOTRACK  
 SHEET 10 OF 18

**SHEET NUMBER**

60570241-SKE-C-0047



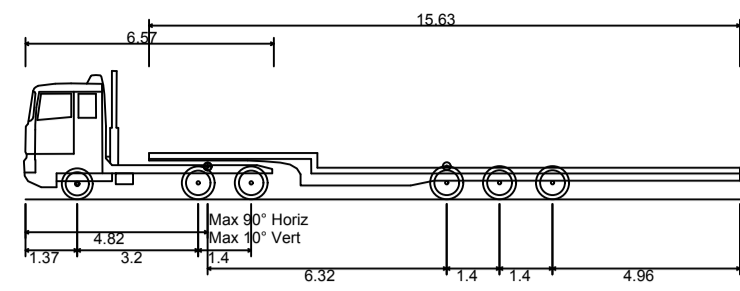
VIEWPORT 20



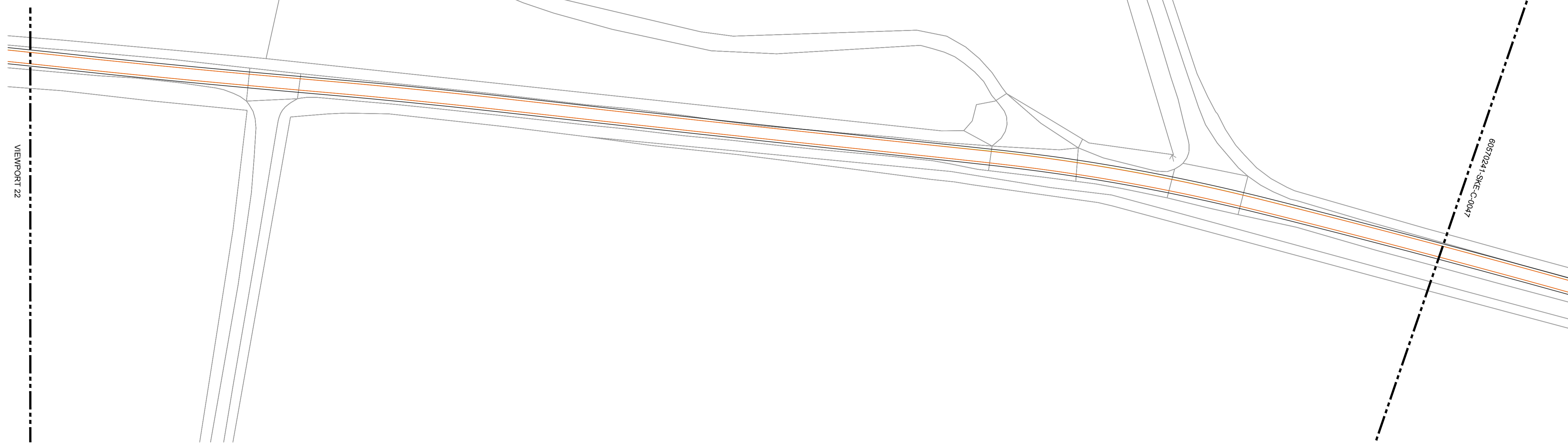
Filename: F:\PROJECTS\DEVELOPMENT - RED JOHN PSH EIA\03 EXECUTION\04 CAD\25-SKETCHES\60570241-SKE-C-0038TO0085.DWG  
 Last saved by: SWANSONAJ Last Potted: 2018-10-11

This drawing has been prepared for the use of AECOM's client. It may not be used, modified, reproduced or relied upon by third parties, except as agreed by AECOM or as required by law. AECOM accepts no responsibility, and denies any liability, whatsoever, to any party that uses or relies on this drawing without AECOM's express written consent. All measurements must be obtained from the stated dimensions.


ISO A1 594mm x 841mm  
 Approved: \_\_\_\_\_  
 Checked: \_\_\_\_\_  
 Designer: \_\_\_\_\_  
 Project Management Initials: \_\_\_\_\_



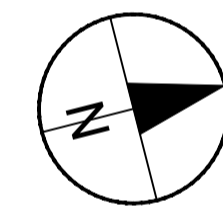
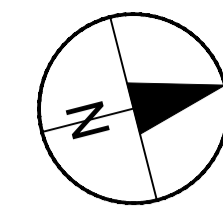
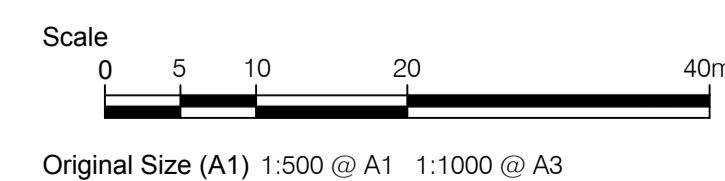
Nooteboom C016099 with Lokotrack LT550GP  
 Overall Length 18.900m  
 Overall Width 2.500m  
 Overall Body Height 3.980m  
 Min Body Ground Clearance 0.320m  
 Max Track Width 2.500m  
 Lock to lock time 6.00s  
 Kerb to Kerb Turning Radius 6.790m



VIEWPORT 21



VIEWPORT 22



# AECOM

PROJECT

ILI PORTFOLIO EIA  
 RED JOHN PUMPED  
 STORAGE HYDRO

CLIENT

ILI (Highlands PSH)  
 Ltd.

CONSULTANT

AECOM  
 1 Tanfield  
 EDINBURGH, EH3 5DA  
 +44 (0) 131 301 8600 tel  
 +44 (0) 131 301 8699 fax  
 www.aecom.com

NOTES

1. ALL WORKS TO BE EXECUTED IN ACCORDANCE WITH THE SPECIFICATION FOR HIGHWAY WORKS - THE MANUAL OF CONTRACT DOCUMENTS FOR HIGHWAY WORKS, DESIGN MANUAL FOR ROADS AND BRIDGES, TRAFFIC SIGNS MANUAL AND LOCAL COUNCIL GUIDELINES.
2. ALL DIMENSIONS ARE IN MILLIMETRES UNLESS STATED OTHERWISE. ALL LEVELS ARE IN METRES AND RELATE TO ORDNANCE DATUM.
3. DO NOT SCALE FROM ANY DRAWING. WORK TO FIGURED DIMENSIONS ONLY. ANY DISCREPANCIES IN DIMENSION ARE TO BE REFERRED TO THE DESIGNER BEFORE WORK IS PUT TO HAND.
4. ALL DIMENSIONS AND LEVELS ARE TO BE CHECKED ON SITE BY THE CONTRACTOR PRIOR TO PREPARING ANY WORKING DRAWINGS OR COMMENCING ON SITE.
5. ALL WORKS BY THE CONTRACTOR MUST BE CARRIED OUT IN SUCH A WAY THAT ALL REQUIREMENTS UNDER THE HEALTH AND SAFETY AT WORK ACT ARE SATISFIED.
6. ALL WORK IS TO BE CARRIED OUT IN COMPLIANCE WITH THE REQUIREMENTS OF THE STATUTORY AUTHORITIES AND CONSTRUCTION DESIGN AND MANAGEMENT REGULATIONS.
7. DRAWING BASE RECEIVED FROM EMAPSITE. AECOM CANNOT GUARANTEE THEIR ACCURACY. CONTRACTOR TO SATISFY THEMSELVES AS TO THE ACCURACY OF SUCH INFORMATION.

ISSUE/REVISION

I/R	DATE	DESCRIPTION

KEY PLAN

PROJECT NUMBER

60570241

SHEET TITLE

B862 TO B852  
 SPA NOOTEBOOM WITH LOKOTRACK  
 SHEET 11 OF 18

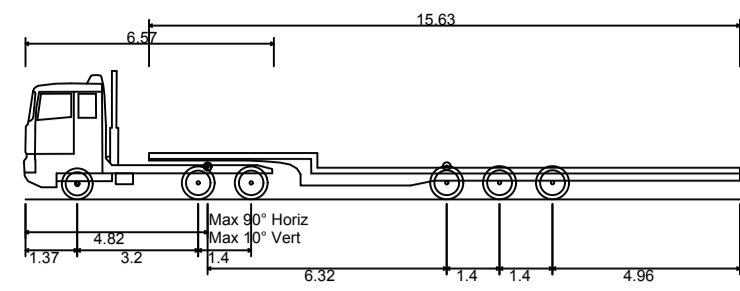
SHEET NUMBER

60570241-SKE-C-0048

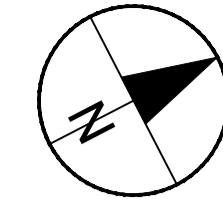
This drawing has been prepared for the use of AECOM's client. It may not be used, modified, reproduced or relied upon by third parties, except as agreed by AECOM or as required by law. AECOM accepts no responsibility, and denies any liability, whatsoever, to any party that uses or relies on this drawing without AECOM's express written consent. All measurements must be obtained from the stated dimensions.

Filename: F:\PROJECTS\DEVELOPMENT - RED JOHN PSH EIA\03 EXECUTION\04 CAD\25-SKETCHES\60570241-SKE-C-0038TO0065.DWG  
 Last saved by: SWANSONAJ Last Pictured: 2016-10-11

ISO A1 594mm x 841mm  
 Approved: \_\_\_\_\_  
 Checked: \_\_\_\_\_  
 Designer: \_\_\_\_\_  
 Project Management Initials: \_\_\_\_\_



Nootboom C016099 with Lokotrack LT550GP  
 Overall Length 18.900m  
 Overall Width 2.500m  
 Overall Body Height 3.980m  
 Min Body Ground Clearance 0.320m  
 Max Track Width 2.500m  
 Lock to lock time 6.00s  
 Kerb to Kerb Turning Radius 6.790m



# AECOM

PROJECT

**ILI PORTFOLIO EIA  
 RED JOHN PUMPED  
 STORAGE HYDRO**

CLIENT

**ILI (Highlands PSH)  
 Ltd.**

CONSULTANT

AECOM  
 1 Tanfield  
 EDINBURGH, EH3 5DA  
 +44 (0) 131 301 8600 tel  
 +44 (0) 131 301 8699 fax  
 www.aecom.com

NOTES

1. ALL WORKS TO BE EXECUTED IN ACCORDANCE WITH THE SPECIFICATION FOR HIGHWAY WORKS - THE MANUAL OF CONTRACT DOCUMENTS FOR HIGHWAY WORKS, DESIGN MANUAL FOR ROADS AND BRIDGES, TRAFFIC SIGNS MANUAL AND LOCAL COUNCIL GUIDELINES.
2. ALL DIMENSIONS ARE IN MILLIMETRES UNLESS STATED OTHERWISE. ALL LEVELS ARE IN METRES AND RELATE TO ORDNANCE DATUM.
3. DO NOT SCALE FROM ANY DRAWING. WORK TO FIGURED DIMENSIONS ONLY. ANY DISCREPANCIES IN DIMENSION ARE TO BE REFERRED TO THE DESIGNER BEFORE WORK IS PUT TO HAND.
4. ALL DIMENSIONS AND LEVELS ARE TO BE CHECKED ON SITE BY THE CONTRACTOR PRIOR TO PREPARING ANY WORKING DRAWINGS OR COMMENCING ON SITE.
5. ALL WORKS BY THE CONTRACTOR MUST BE CARRIED OUT IN SUCH A WAY THAT ALL REQUIREMENTS UNDER THE HEALTH AND SAFETY AT WORK ACT ARE SATISFIED.
6. ALL WORK IS TO BE CARRIED OUT IN COMPLIANCE WITH THE REQUIREMENTS OF THE STATUTORY AUTHORITIES AND CONSTRUCTION DESIGN AND MANAGEMENT REGULATIONS.
7. DRAWING BASE RECEIVED FROM EMAPSITE. AECOM CANNOT GUARANTEE THEIR ACCURACY. CONTRACTOR TO SATISFY THEMSELVES AS TO THE ACCURACY OF SUCH INFORMATION.

ISSUE/REVISION

I/R	DATE	DESCRIPTION

KEY PLAN

PROJECT NUMBER

60570241

SHEET TITLE

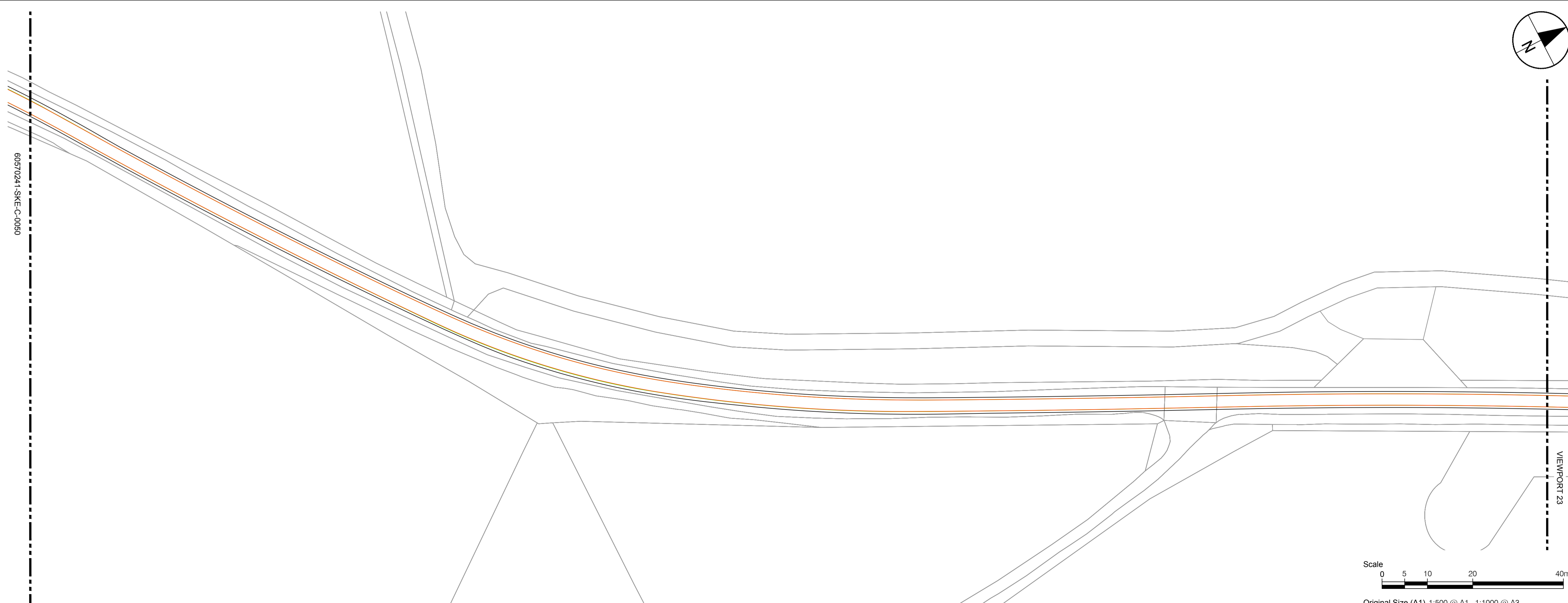
B862 TO B852  
 SPA NOOTEBOOM WITH LOKOTRACK  
 SHEET 12 OF 18

SHEET NUMBER

60570241-SKE-C-0049



**VIEWPORT 23**

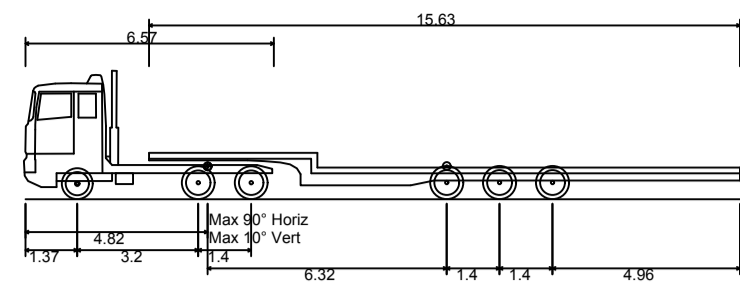


**VIEWPORT 24**

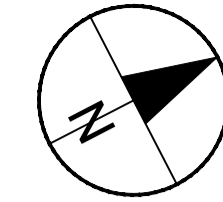
Filename: F:\PROJECTS\DEVELOPMENT - RED JOHN PSH EIA\03 EXECUTION\04 CAD\25-SKETCHES\60570241-SKE-C-0038TO0065.DWG  
 Last saved by: SWANSONAJ Last Potted: 2018-10-11

This drawing has been prepared for the use of AECOM's client. It may not be used, modified, reproduced or relied upon by third parties, except as agreed by AECOM or as required by law. AECOM accepts no responsibility, and denies any liability, whatsoever, to any party that uses or relies on this drawing without AECOM's express written consent. All measurements must be obtained from the stated dimensions.

ISO A1 594mm x 841mm  
 Approved: \_\_\_\_\_  
 Checked: \_\_\_\_\_  
 Designer: \_\_\_\_\_  
 Project Management Initials: \_\_\_\_\_



Nootboom C016099 with Lokotrack LT550GP  
 Overall Length 18.900m  
 Overall Width 2.500m  
 Overall Body Height 3.980m  
 Min Body Ground Clearance 0.320m  
 Max Track Width 2.500m  
 Lock to lock time 6.00s  
 Kerb to Kerb Turning Radius 6.790m



# AECOM

**PROJECT**  
 ILI PORTFOLIO EIA  
 RED JOHN PUMPED  
 STORAGE HYDRO

**CLIENT**  
 ILI (Highlands PSH)  
 Ltd.

**CONSULTANT**  
 AECOM  
 1 Tanfield  
 EDINBURGH, EH3 5DA  
 +44 (0) 131 301 8600 tel  
 +44 (0) 131 301 8699 fax  
 www.aecom.com

- NOTES**
1. ALL WORKS TO BE EXECUTED IN ACCORDANCE WITH THE SPECIFICATION FOR HIGHWAY WORKS - THE MANUAL OF CONTRACT DOCUMENTS FOR HIGHWAY WORKS, DESIGN MANUAL FOR ROADS AND BRIDGES, TRAFFIC SIGNS MANUAL AND LOCAL COUNCIL GUIDELINES.
  2. ALL DIMENSIONS ARE IN MILLIMETRES UNLESS STATED OTHERWISE. ALL LEVELS ARE IN METRES AND RELATE TO ORDNANCE DATUM.
  3. DO NOT SCALE FROM ANY DRAWING. WORK TO FIGURED DIMENSIONS ONLY. ANY DISCREPANCIES IN DIMENSION ARE TO BE REFERRED TO THE DESIGNER BEFORE WORK IS PUT TO HAND.
  4. ALL DIMENSIONS AND LEVELS ARE TO BE CHECKED ON SITE BY THE CONTRACTOR PRIOR TO PREPARING ANY WORKING DRAWINGS OR COMMENCING ON SITE.
  5. ALL WORKS BY THE CONTRACTOR MUST BE CARRIED OUT IN SUCH A WAY THAT ALL REQUIREMENTS UNDER THE HEALTH AND SAFETY AT WORK ACT ARE SATISFIED.
  6. ALL WORK IS TO BE CARRIED OUT IN COMPLIANCE WITH THE REQUIREMENTS OF THE STATUTORY AUTHORITIES AND CONSTRUCTION DESIGN AND MANAGEMENT REGULATIONS.
  7. DRAWING BASE RECEIVED FROM EMAPSITE. AECOM CANNOT GUARANTEE THEIR ACCURACY. CONTRACTOR TO SATISFY THEMSELVES AS TO THE ACCURACY OF SUCH INFORMATION.

**ISSUE/REVISION**


I/R	DATE	DESCRIPTION

**KEY PLAN**


**PROJECT NUMBER**  
 60570241

**SHEET TITLE**  
 B862 TO B852  
 SPA NOOTEBOOM WITH LOKOTRACK  
 SHEET 13 OF 18

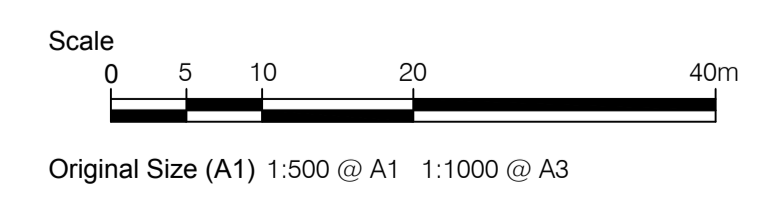
**SHEET NUMBER**  
 60570241-SKE-C-0050



**VIEWPORT 25**

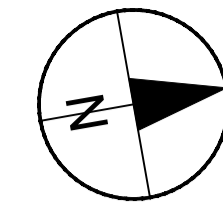


**VIEWPORT 26**



Filename: F:\PROJECTS\DEVELOPMENT - RED JOHN PSH EIA\03 EXECUTION\04 CAD\25-SKETCHES\60570241-SKE-C-0038T\00085.DWG  
 Last saved by: SWANSONAU Last Potted: 2018-10-11

This drawing has been prepared for the use of AECOM's client. It may not be used, modified, reproduced or relied upon by third parties, except as agreed by AECOM or as required by law. AECOM accepts no responsibility, and denies any liability, whatsoever, to any party that uses or relies on this drawing without AECOM's express written consent. All measurements must be obtained from the stated dimensions.



- NOTES**
- ALL WORKS TO BE EXECUTED IN ACCORDANCE WITH THE SPECIFICATION FOR HIGHWAY WORKS - THE MANUAL OF CONTRACT DOCUMENTS FOR HIGHWAY WORKS, DESIGN MANUAL FOR ROADS AND BRIDGES, TRAFFIC SIGNS MANUAL AND LOCAL COUNCIL GUIDELINES.
  - ALL DIMENSIONS ARE IN MILLIMETRES UNLESS STATED OTHERWISE. ALL LEVELS ARE IN METRES AND RELATE TO ORDNANCE DATUM.
  - DO NOT SCALE FROM ANY DRAWING. WORK TO FIGURED DIMENSIONS ONLY. ANY DISCREPANCIES IN DIMENSION ARE TO BE REFERRED TO THE DESIGNER BEFORE WORK IS PUT TO HAND.
  - ALL DIMENSIONS AND LEVELS ARE TO BE CHECKED ON SITE BY THE CONTRACTOR PRIOR TO PREPARING ANY WORKING DRAWINGS OR COMMENCING ON SITE.
  - ALL WORKS BY THE CONTRACTOR MUST BE CARRIED OUT IN SUCH A WAY THAT ALL REQUIREMENTS UNDER THE HEALTH AND SAFETY AT WORK ACT ARE SATISFIED.
  - ALL WORK IS TO BE CARRIED OUT IN COMPLIANCE WITH THE REQUIREMENTS OF THE STATUTORY AUTHORITIES AND CONSTRUCTION DESIGN AND MANAGEMENT REGULATIONS.
  - DRAWING BASE RECEIVED FROM EMAPSITE. AECOM CANNOT GUARANTEE THEIR ACCURACY. CONTRACTOR TO SATISFY THEMSELVES AS TO THE ACCURACY OF SUCH INFORMATION.

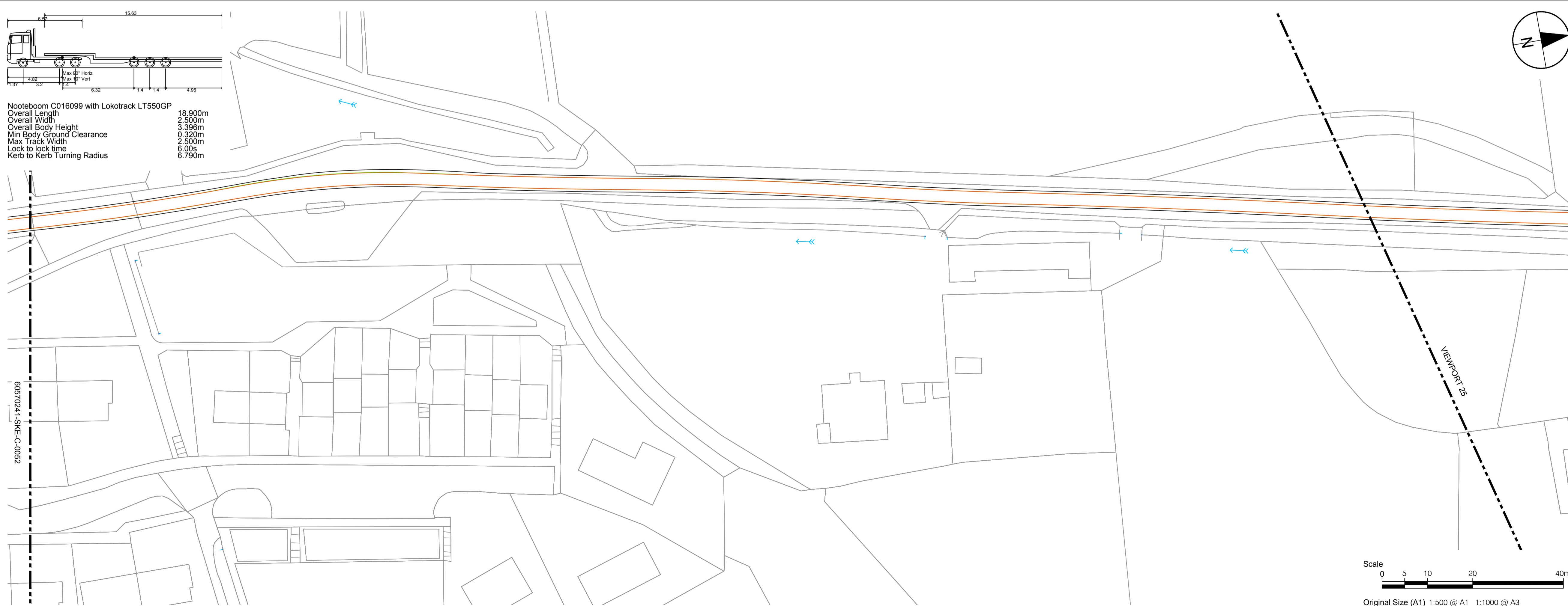
**ISSUE/REVISION**

I/R	DATE	DESCRIPTION

**KEY PLAN**



**VIEWPORT 27**

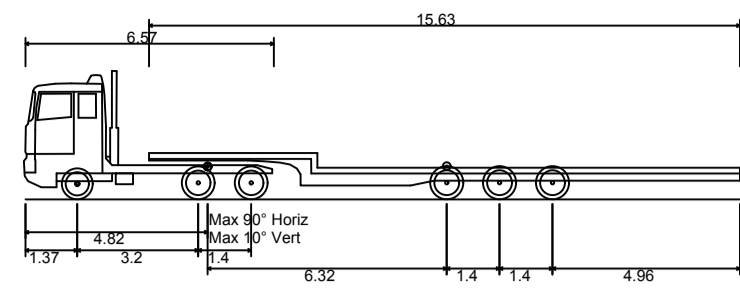


**VIEWPORT 28**

Nootboom C016099 with Lokotrack LT550GP  
 Overall Length 18.900m  
 Overall Width 2.500m  
 Overall Body Height 3.396m  
 Min Body Ground Clearance 0.320m  
 Max Track Width 2.500m  
 Lock to lock time 6.00s  
 Kerb to Kerb Turning Radius 6.790m

This drawing has been prepared for the use of AECOM's client. It may not be used, modified, reproduced or relied upon by third parties, except as agreed by AECOM or as required by law. AECOM accepts no responsibility, and denies any liability, whatsoever, to any party that uses or relies on this drawing without AECOM's express written consent. Do not scale this document. All measurements must be obtained from the stated dimensions.





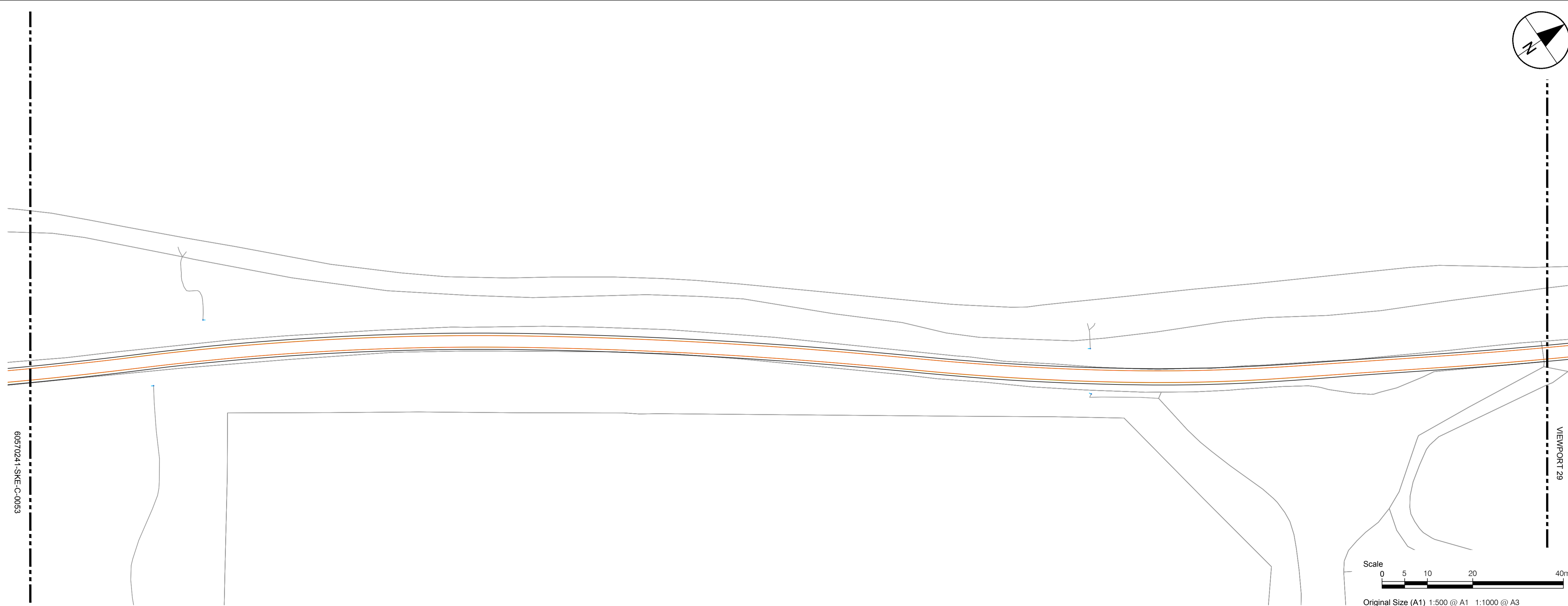
Nooteboom C016099 with Lokotrack LT550GP

Overall Length	18.900m
Overall Width	2.500m
Overall Body Height	3.98m
Min Body Ground Clearance	0.320m
Max Track Width	2.500m
Lock to lock time	6.0s
Kerb to Kerb Turning Radius	6.790m

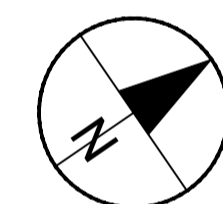

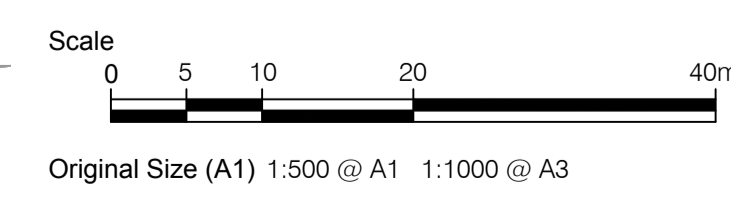
Approved: \_\_\_\_\_  
 Checked: \_\_\_\_\_  
 Designer: \_\_\_\_\_  
 Project Management Initials: \_\_\_\_\_



VIEWPORT 29



VIEWPORT 30



**PROJECT**  
 ILI PORTFOLIO EIA  
 RED JOHN PUMPED  
 STORAGE HYDRO

**CLIENT**  
 ILI (Highlands PSH)  
 Ltd.

**CONSULTANT**  
 AECOM  
 1 Tanfield  
 EDINBURGH, EH3 5DA  
 +44 (0) 131 301 8600 tel  
 +44 (0) 131 301 8699 fax  
 www.aecom.com

- NOTES**
1. ALL WORKS TO BE EXECUTED IN ACCORDANCE WITH THE SPECIFICATION FOR HIGHWAY WORKS - THE MANUAL OF CONTRACT DOCUMENTS FOR HIGHWAY WORKS, DESIGN MANUAL FOR ROADS AND BRIDGES, TRAFFIC SIGNS MANUAL AND LOCAL COUNCIL GUIDELINES.
  2. ALL DIMENSIONS ARE IN MILLIMETRES UNLESS STATED OTHERWISE. ALL LEVELS ARE IN METRES AND RELATE TO ORDNANCE DATUM.
  3. DO NOT SCALE FROM ANY DRAWING. WORK TO FIGURED DIMENSIONS ONLY. ANY DISCREPANCIES IN DIMENSION ARE TO BE REFERRED TO THE DESIGNER BEFORE WORK IS PUT TO HAND.
  4. ALL DIMENSIONS AND LEVELS ARE TO BE CHECKED ON SITE BY THE CONTRACTOR PRIOR TO PREPARING ANY WORKING DRAWINGS OR COMMENCING ON SITE.
  5. ALL WORKS BY THE CONTRACTOR MUST BE CARRIED OUT IN SUCH A WAY THAT ALL REQUIREMENTS UNDER THE HEALTH AND SAFETY AT WORK ACT ARE SATISFIED.
  6. ALL WORK IS TO BE CARRIED OUT IN COMPLIANCE WITH THE REQUIREMENTS OF THE STATUTORY AUTHORITIES AND CONSTRUCTION DESIGN AND MANAGEMENT REGULATIONS.
  7. DRAWING BASE RECEIVED FROM EMAPSITE. AECOM CANNOT GUARANTEE THEIR ACCURACY. CONTRACTOR TO SATISFY THEMSELVES AS TO THE ACCURACY OF SUCH INFORMATION.

**ISSUE/REVISION**

I/R	DATE	DESCRIPTION

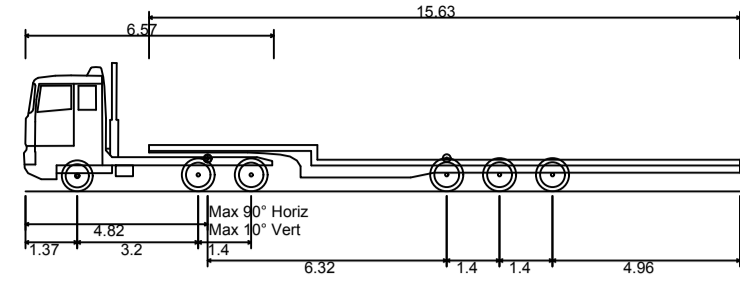
**KEY PLAN**

**PROJECT NUMBER**  
 60570241

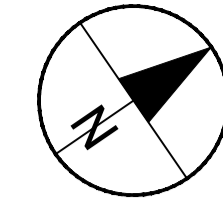
**SHEET TITLE**  
 B862 TO B852  
 SPA NOOTEBOOM WITH LOKOTRACK  
 SHEET 15 OF 18

**SHEET NUMBER**  
 60570241-SKE-C-0052

This drawing has been prepared for the use of AECOM's client. It may not be used, modified, reproduced or relied upon by third parties, except as agreed by AECOM or as required by law. AECOM accepts no responsibility, and denies any liability, whatsoever, to any party that uses or relies on this drawing without AECOM's express written consent. Do not scale this document. All measurements must be obtained from the stated dimensions.



Nooteboom C016099 with Lokotrack LT550GP  
 Overall Length 18.900m  
 Overall Width 2.500m  
 Overall Body Height 3.980m  
 Min Body Ground Clearance 0.320m  
 Max Track Width 2.500m  
 Lock to lock time 6.00s  
 Kerb to Kerb Turning Radius 6.790m


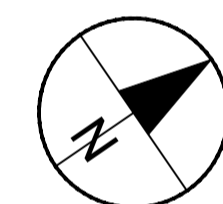


- NOTES**
1. ALL WORKS TO BE EXECUTED IN ACCORDANCE WITH THE SPECIFICATION FOR HIGHWAY WORKS - THE MANUAL OF CONTRACT DOCUMENTS FOR HIGHWAY WORKS, DESIGN MANUAL FOR ROADS AND BRIDGES, TRAFFIC SIGNS MANUAL AND LOCAL COUNCIL GUIDELINES.
  2. ALL DIMENSIONS ARE IN MILLIMETRES UNLESS STATED OTHERWISE. ALL LEVELS ARE IN METRES AND RELATE TO ORDNANCE DATUM.
  3. DO NOT SCALE FROM ANY DRAWING. WORK TO FIGURED DIMENSIONS ONLY. ANY DISCREPANCIES IN DIMENSION ARE TO BE REFERRED TO THE DESIGNER BEFORE WORK IS PUT TO HAND.
  4. ALL DIMENSIONS AND LEVELS ARE TO BE CHECKED ON SITE BY THE CONTRACTOR PRIOR TO PREPARING ANY WORKING DRAWINGS OR COMMENCING ON SITE.
  5. ALL WORKS BY THE CONTRACTOR MUST BE CARRIED OUT IN SUCH A WAY THAT ALL REQUIREMENTS UNDER THE HEALTH AND SAFETY AT WORK ACT ARE SATISFIED.
  6. ALL WORK IS TO BE CARRIED OUT IN COMPLIANCE WITH THE REQUIREMENTS OF THE STATUTORY AUTHORITIES AND CONSTRUCTION DESIGN AND MANAGEMENT REGULATIONS.
  7. DRAWING BASE RECEIVED FROM EMAPSITE. AECOM CANNOT GUARANTEE THEIR ACCURACY. CONTRACTOR TO SATISFY THEMSELVES AS TO THE ACCURACY OF SUCH INFORMATION.



**VIEWPORT 31**

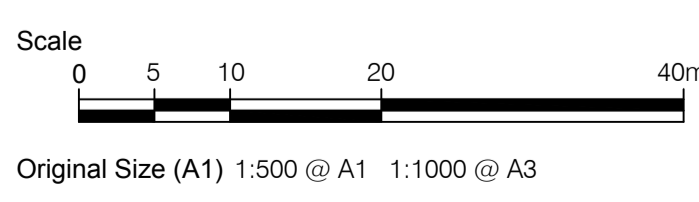
60570241-SKE-C-0052



**VIEWPORT 32**

VIEWPORT 31

60570241-SKE-C-0054

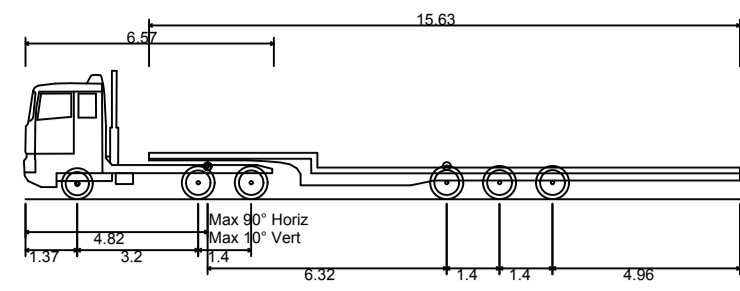


**ISSUE/REVISION**

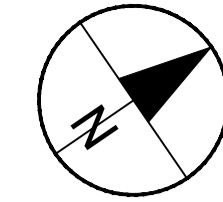
I/R	DATE	DESCRIPTION

**KEY PLAN**

ISO A1 594mm x 841mm  
 Approved: \_\_\_\_\_  
 Checked: \_\_\_\_\_  
 Designer: \_\_\_\_\_  
 Project Management Initials: \_\_\_\_\_



Nooteboom C016099 with Lokotrack LT550GP  
 Overall Length 18.900m  
 Overall Width 2.500m  
 Overall Body Height 3.980m  
 Min Body Ground Clearance 0.320m  
 Max Track Width 2.500m  
 Lock to lock time 6.00s  
 Kerb to Kerb Turning Radius 6.790m



**PROJECT**  
 ILI PORTFOLIO EIA  
 RED JOHN PUMPED  
 STORAGE HYDRO

**CLIENT**  
 ILI (Highlands PSH)  
 Ltd.

**CONSULTANT**  
 AECOM  
 1 Tanfield  
 EDINBURGH, EH3 5DA  
 +44 (0) 131 301 8600 tel  
 +44 (0) 131 301 8699 fax  
 www.aecom.com

- NOTES**
1. ALL WORKS TO BE EXECUTED IN ACCORDANCE WITH THE SPECIFICATION FOR HIGHWAY WORKS - THE MANUAL OF CONTRACT DOCUMENTS FOR HIGHWAY WORKS, DESIGN MANUAL FOR ROADS AND BRIDGES, TRAFFIC SIGNS MANUAL AND LOCAL COUNCIL GUIDELINES.
  2. ALL DIMENSIONS ARE IN MILLIMETRES UNLESS STATED OTHERWISE. ALL LEVELS ARE IN METRES AND RELATE TO ORDNANCE DATUM.
  3. DO NOT SCALE FROM ANY DRAWING. WORK TO FIGURED DIMENSIONS ONLY. ANY DISCREPANCIES IN DIMENSION ARE TO BE REFERRED TO THE DESIGNER BEFORE WORK IS PUT TO HAND.
  4. ALL DIMENSIONS AND LEVELS ARE TO BE CHECKED ON SITE BY THE CONTRACTOR PRIOR TO PREPARING ANY WORKING DRAWINGS OR COMMENCING ON SITE.
  5. ALL WORKS BY THE CONTRACTOR MUST BE CARRIED OUT IN SUCH A WAY THAT ALL REQUIREMENTS UNDER THE HEALTH AND SAFETY AT WORK ACT ARE SATISFIED.
  6. ALL WORK IS TO BE CARRIED OUT IN COMPLIANCE WITH THE REQUIREMENTS OF THE STATUTORY AUTHORITIES AND CONSTRUCTION DESIGN AND MANAGEMENT REGULATIONS.
  7. DRAWING BASE RECEIVED FROM EMAPSITE. AECOM CANNOT GUARANTEE THEIR ACCURACY. CONTRACTOR TO SATISFY THEMSELVES AS TO THE ACCURACY OF SUCH INFORMATION.

**ISSUE/REVISION**

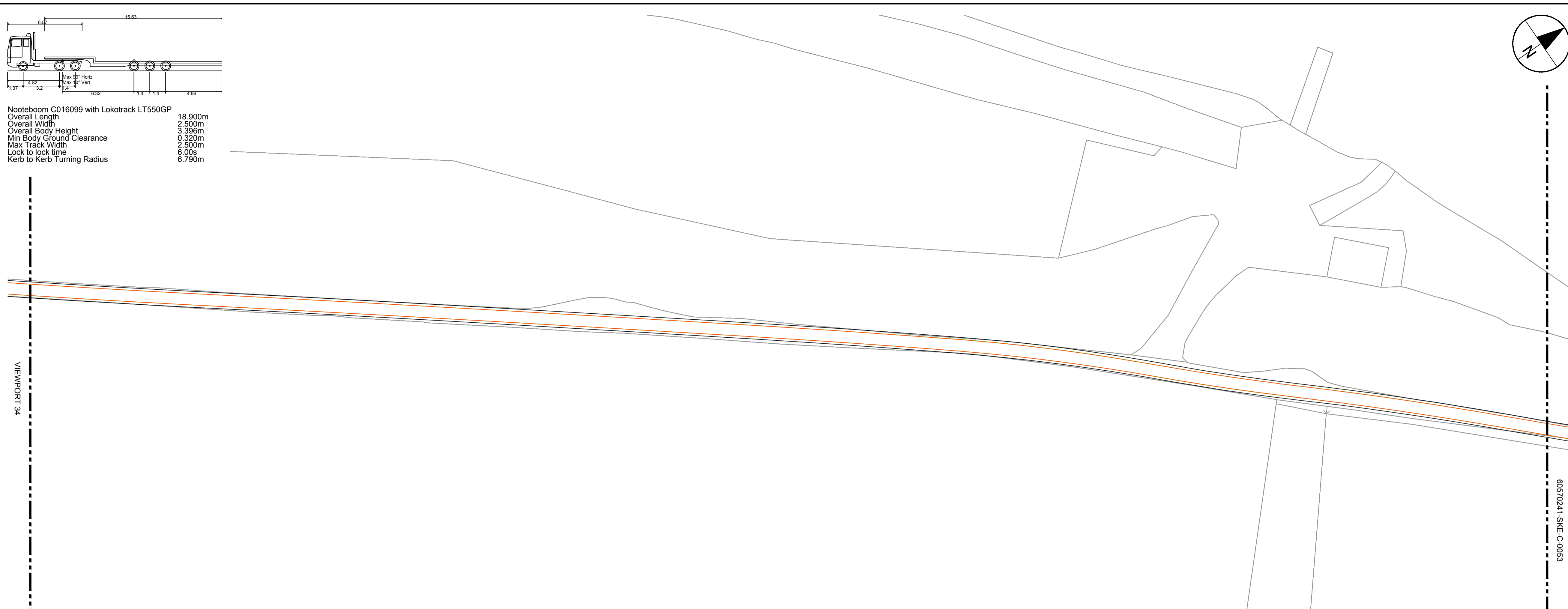
I/R	DATE	DESCRIPTION

**KEY PLAN**

**PROJECT NUMBER**  
 60570241

**SHEET TITLE**  
 B862 TO B852  
 SPA NOOTEBOOM WITH LOKOTRACK  
 SHEET 17 OF 18

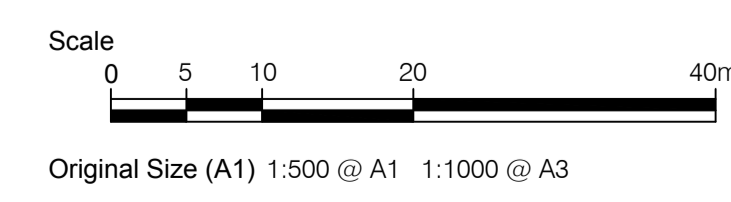
**SHEET NUMBER**  
 60570241-SKE-C-0054



**VIEWPORT 34**



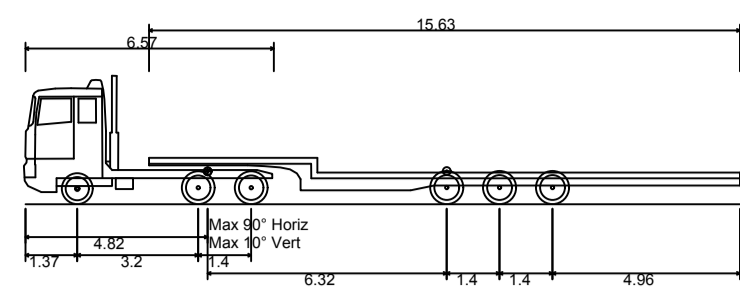
**VIEWPORT 33**



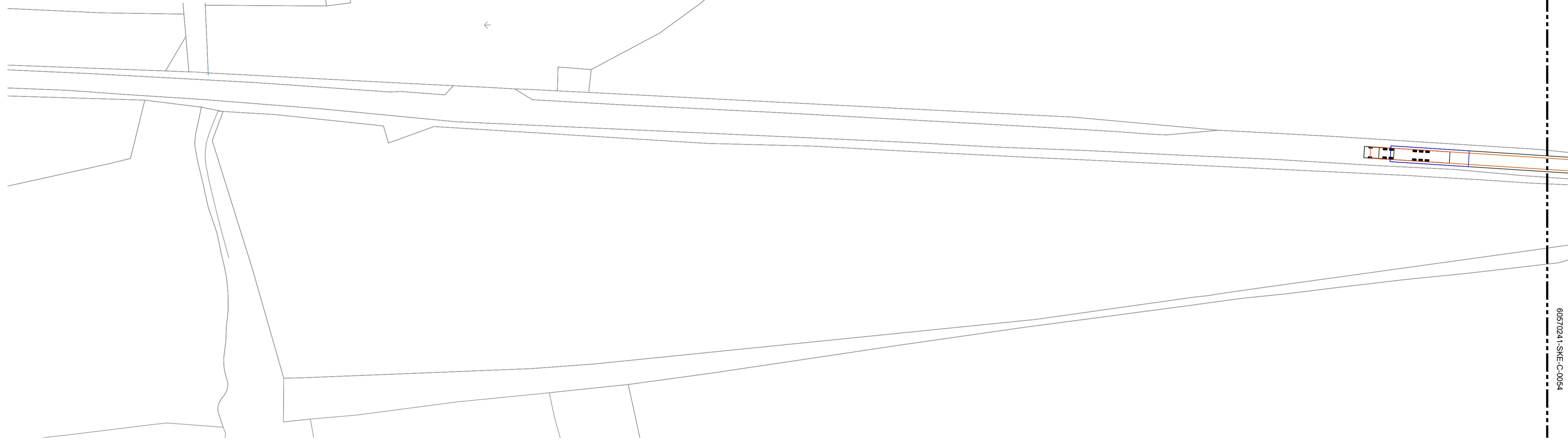
Filename: F:\PROJECTS\DEVELOPMENT - RED JOHN PSH EIA\03 EXECUTION\04 CAD\25-SKETCHES\60570241-SKE-C-0038T\00055.DWG  
 Last saved by: SWANSONAJ Last Potted: 2018-10-11

This drawing has been prepared for the use of AECOM's client. It may not be used, modified, reproduced or relied upon by third parties, except as agreed by AECOM or as required by law. AECOM accepts no responsibility, and denies any liability, whatsoever, to any party that uses or relies on this drawing without AECOM's express written consent. All measurements must be obtained from the stated dimensions.

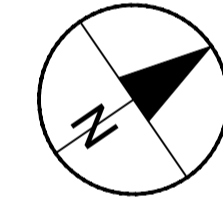
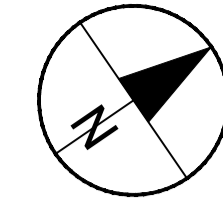
ISO A1 594mm x 841mm  
 Approved: \_\_\_\_\_  
 Checked: \_\_\_\_\_  
 Designer: \_\_\_\_\_  
 Project Management Initials: \_\_\_\_\_



Nootboom C016099 with Lokotrack LT550GP  
 Overall Length 18.900m  
 Overall Width 2.500m  
 Overall Body Height 3.980m  
 Min Body Ground Clearance 0.320m  
 Max Track Width 2.500m  
 Lock to lock time 6.00s  
 Kerb to Kerb Turning Radius 6.790m



VIEWPORT 35



This drawing has been prepared for the use of AECOM's client. It may not be used, modified, reproduced or relied upon by third parties, except as agreed by AECOM or as required by law. AECOM accepts no responsibility, and denies any liability, whatsoever, to any party that uses or relies on this drawing without AECOM's express written consent. All measurements must be obtained from the stated dimensions.



**PROJECT**  
 ILI PORTFOLIO EIA  
 RED JOHN PUMPED  
 STORAGE HYDRO

**CLIENT**  
 ILI (Highlands PSH)  
 Ltd.

**CONSULTANT**  
 AECOM  
 1 Tanfield  
 EDINBURGH, EH3 5DA  
 +44 (0) 131 301 8600 tel  
 +44 (0) 131 301 8699 fax  
 www.aecom.com

- NOTES**
- ALL WORKS TO BE EXECUTED IN ACCORDANCE WITH THE SPECIFICATION FOR HIGHWAY WORKS - THE MANUAL OF CONTRACT DOCUMENTS FOR HIGHWAY WORKS, DESIGN MANUAL FOR ROADS AND BRIDGES, TRAFFIC SIGNS MANUAL AND LOCAL COUNCIL GUIDELINES.
  - ALL DIMENSIONS ARE IN MILLIMETRES UNLESS STATED OTHERWISE. ALL LEVELS ARE IN METRES AND RELATE TO ORDNANCE DATUM.
  - DO NOT SCALE FROM ANY DRAWING. WORK TO FIGURED DIMENSIONS ONLY. ANY DISCREPANCIES IN DIMENSION ARE TO BE REFERRED TO THE DESIGNER BEFORE WORK IS PUT TO HAND.
  - ALL DIMENSIONS AND LEVELS ARE TO BE CHECKED ON SITE BY THE CONTRACTOR PRIOR TO PREPARING ANY WORKING DRAWINGS OR COMMENCING ON SITE.
  - ALL WORKS BY THE CONTRACTOR MUST BE CARRIED OUT IN SUCH A WAY THAT ALL REQUIREMENTS UNDER THE HEALTH AND SAFETY AT WORK ACT ARE SATISFIED.
  - ALL WORK IS TO BE CARRIED OUT IN COMPLIANCE WITH THE REQUIREMENTS OF THE STATUTORY AUTHORITIES AND CONSTRUCTION DESIGN AND MANAGEMENT REGULATIONS.
  - DRAWING BASE RECEIVED FROM EMAPSITE. AECOM CANNOT GUARANTEE THEIR ACCURACY. CONTRACTOR TO SATISFY THEMSELVES AS TO THE ACCURACY OF SUCH INFORMATION.

**ISSUE/REVISION**

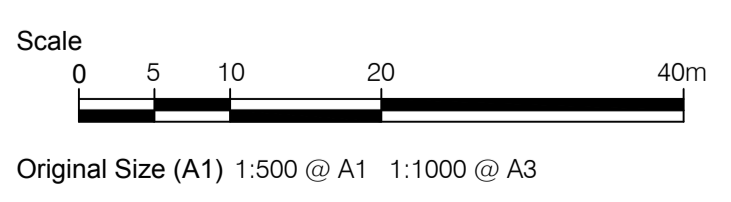
I/R	DATE	DESCRIPTION

**KEY PLAN**

**PROJECT NUMBER**  
 60570241

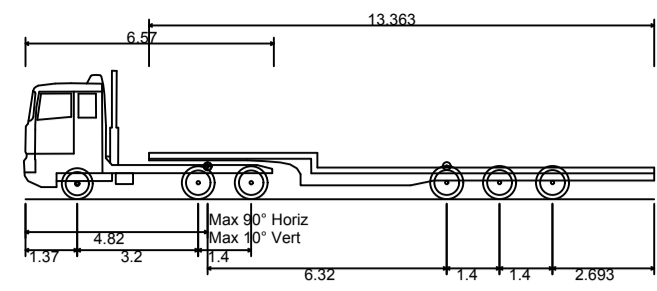
**SHEET TITLE**  
 B862 TO B852  
 SPA NOOTBOOM WITH LOKOTRACK  
 SHEET 18 OF 18

**SHEET NUMBER**  
 60570241-SKE-C-0055

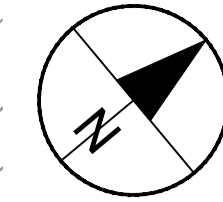


Filename: F:\PROJECTS\DEVELOPMENT - RED JOHN PSH EIA\03 EXECUTION\04 CAD\25-SKETCHES\60570241-SKE-C-0038T00085.DWG  
 Last saved by: SWANSONAJ Last Potted: 2018-10-11

ISO A1 594mm x 841mm  
 Approved: \_\_\_\_\_  
 Checked: \_\_\_\_\_  
 Designer: \_\_\_\_\_  
 Project Management Initials: \_\_\_\_\_



Low Loader with Volvo R70D (Rigid)  
 Overall Length 16.633m  
 Overall Width 2.500m  
 Overall Body Height 3.390m  
 Min Body Ground Clearance 0.320m  
 Max Track Width 2.500m  
 Lock to lock time 6.00s  
 Kerb to Kerb Turning Radius 6.790m



# AECOM

PROJECT

**ILI PORTFOLIO EIA  
 RED JOHN PUMPED  
 STORAGE HYDRO**

CLIENT

**ILI (Highlands PSH)  
 Ltd.**

CONSULTANT

AECOM  
 1 Tanfield  
 EDINBURGH, EH3 5DA  
 +44 (0) 131 301 8600 tel  
 +44 (0) 131 301 8699 fax  
 www.aecom.com

NOTES

1. ALL WORKS TO BE EXECUTED IN ACCORDANCE WITH THE SPECIFICATION FOR HIGHWAY WORKS - THE MANUAL OF CONTRACT DOCUMENTS FOR HIGHWAY WORKS, DESIGN MANUAL FOR ROADS AND BRIDGES, TRAFFIC SIGNS MANUAL AND LOCAL COUNCIL GUIDELINES.
2. ALL DIMENSIONS ARE IN MILLIMETRES UNLESS STATED OTHERWISE. ALL LEVELS ARE IN METRES AND RELATE TO ORDNANCE DATUM.
3. DO NOT SCALE FROM ANY DRAWING. WORK TO FIGURED DIMENSIONS ONLY. ANY DISCREPANCIES IN DIMENSION ARE TO BE REFERRED TO THE DESIGNER BEFORE WORK IS PUT TO HAND.
4. ALL DIMENSIONS AND LEVELS ARE TO BE CHECKED ON SITE BY THE CONTRACTOR PRIOR TO PREPARING ANY WORKING DRAWINGS OR COMMENCING ON SITE.
5. ALL WORKS BY THE CONTRACTOR MUST BE CARRIED OUT IN SUCH A WAY THAT ALL REQUIREMENTS UNDER THE HEALTH AND SAFETY AT WORK ACT ARE SATISFIED.
6. ALL WORK IS TO BE CARRIED OUT IN COMPLIANCE WITH THE REQUIREMENTS OF THE STATUTORY AUTHORITIES AND CONSTRUCTION DESIGN AND MANAGEMENT REGULATIONS.
7. DRAWING BASE RECEIVED FROM EMAPSITE. AECOM CANNOT GUARANTEE THEIR ACCURACY. CONTRACTOR TO SATISFY THEMSELVES AS TO THE ACCURACY OF SUCH INFORMATION.

ISSUE/REVISION

I/R	DATE	DESCRIPTION

KEY PLAN

PROJECT NUMBER

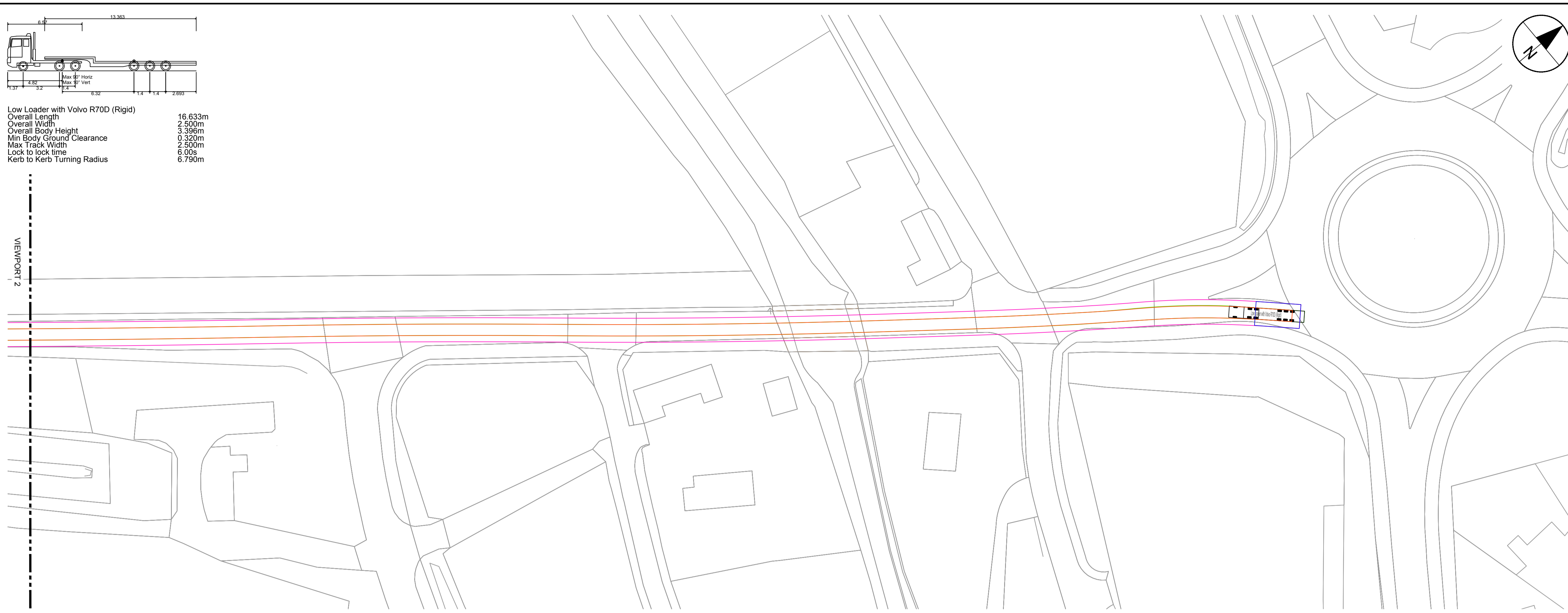
60570241

SHEET TITLE

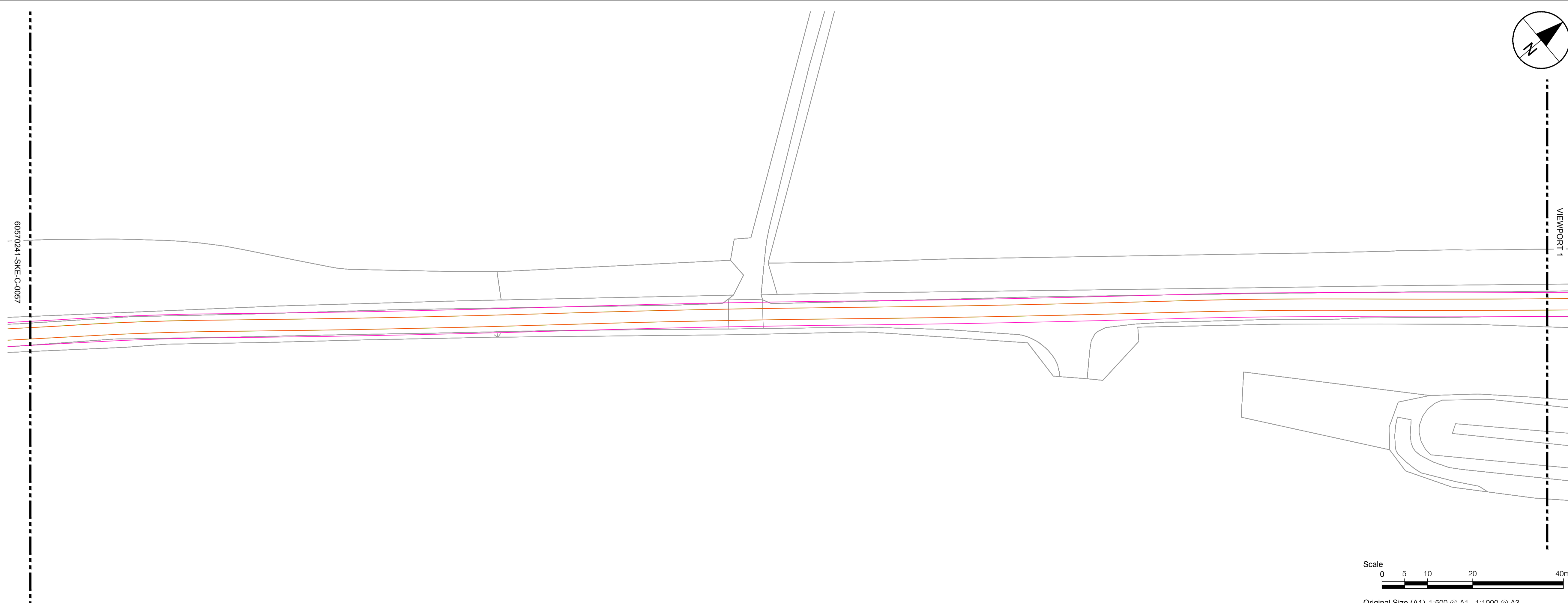
B862 TO B852  
 SPA LOW LOADER WITH VOLVO R70D  
 SHEET 1 OF 18

SHEET NUMBER

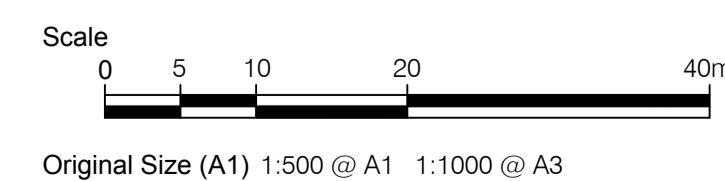
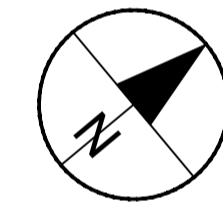
60570241-SKE-C-0056



VIEWPORT 1

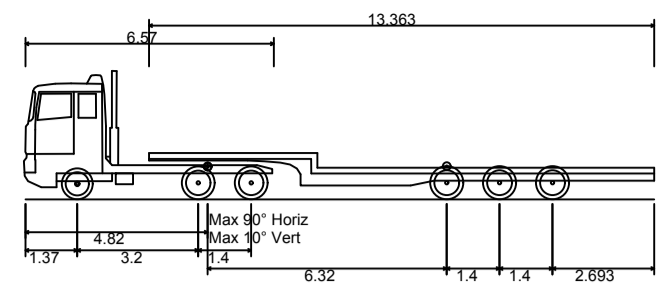


VIEWPORT 2

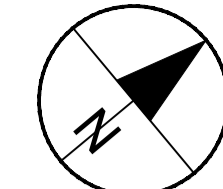


Filename: F:\PROJECTS\DEVELOPMENT - RED JOHN PSH EIA\03 EXECUTION\04 CAD\25-SKETCHES\06570241-SKE-C-0056\T00073.DWG  
 Last saved by: SWANSONA Last Modified: 2018-10-11

This drawing has been prepared for the use of AECOM's client. It may not be used, modified, reproduced or relied upon by third parties, except as agreed by AECOM or as required by law. AECOM accepts no responsibility, and denies any liability, whatsoever, to any party that uses or relies on this drawing without AECOM's express written consent. All measurements must be obtained from the stated dimensions.



Low Loader with Volvo R70D (Rigid)  
 Overall Length 16.633m  
 Overall Width 2.500m  
 Overall Body Height 3.380m  
 Min Body Ground Clearance 0.320m  
 Max Track Width 2.500m  
 Lock to lock time 6.00s  
 Kerb to Kerb Turning Radius 6.790m



**PROJECT**  
 ILI PORTFOLIO EIA  
 RED JOHN PUMPED  
 STORAGE HYDRO

**CLIENT**  
 ILI (Highlands PSH)  
 Ltd.

**CONSULTANT**  
 AECOM  
 1 Tanfield  
 EDINBURGH, EH3 5DA  
 +44 (0) 131 301 8600 tel  
 +44 (0) 131 301 8699 fax  
 www.aecom.com

- NOTES**
1. ALL WORKS TO BE EXECUTED IN ACCORDANCE WITH THE SPECIFICATION FOR HIGHWAY WORKS - THE MANUAL OF CONTRACT DOCUMENTS FOR HIGHWAY WORKS, DESIGN MANUAL FOR ROADS AND BRIDGES, TRAFFIC SIGNS MANUAL AND LOCAL COUNCIL GUIDELINES.
  2. ALL DIMENSIONS ARE IN MILLIMETRES UNLESS STATED OTHERWISE. ALL LEVELS ARE IN METRES AND RELATE TO ORDNANCE DATUM.
  3. DO NOT SCALE FROM ANY DRAWING. WORK TO FIGURED DIMENSIONS ONLY. ANY DISCREPANCIES IN DIMENSION ARE TO BE REFERRED TO THE DESIGNER BEFORE WORK IS PUT TO HAND.
  4. ALL DIMENSIONS AND LEVELS ARE TO BE CHECKED ON SITE BY THE CONTRACTOR PRIOR TO PREPARING ANY WORKING DRAWINGS OR COMMENCING ON SITE.
  5. ALL WORKS BY THE CONTRACTOR MUST BE CARRIED OUT IN SUCH A WAY THAT ALL REQUIREMENTS UNDER THE HEALTH AND SAFETY AT WORK ACT ARE SATISFIED.
  6. ALL WORK IS TO BE CARRIED OUT IN COMPLIANCE WITH THE REQUIREMENTS OF THE STATUTORY AUTHORITIES AND CONSTRUCTION DESIGN AND MANAGEMENT REGULATIONS.
  7. DRAWING BASE RECEIVED FROM EMAPSITE. AECOM CANNOT GUARANTEE THEIR ACCURACY. CONTRACTOR TO SATISFY THEMSELVES AS TO THE ACCURACY OF SUCH INFORMATION.

**ISSUE/REVISION**

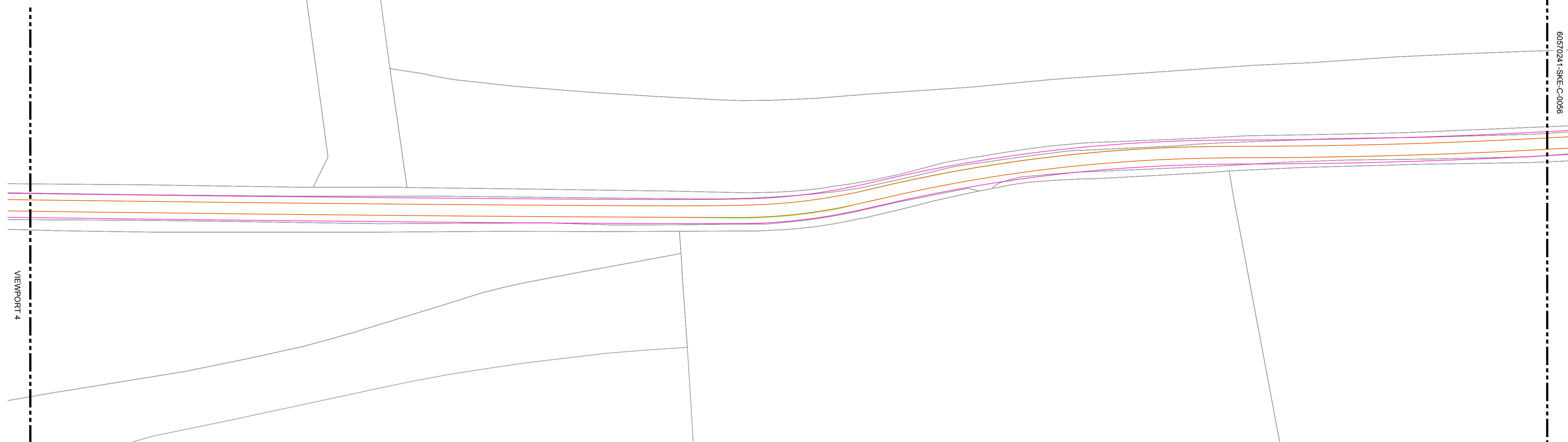
I/R	DATE	DESCRIPTION

**KEY PLAN**

**PROJECT NUMBER**  
 60570241

**SHEET TITLE**  
 B862 TO B852  
 SPA LOW LOADER WITH VOLVO R70D  
 SHEET 2 OF 18

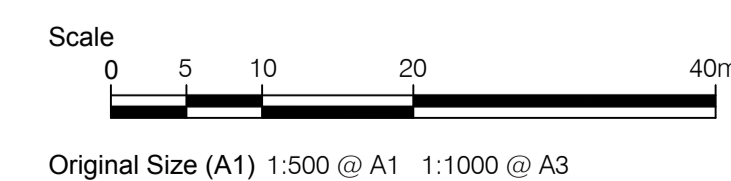

**SHEET NUMBER**  
 60570241-SKE-C-0057



**VIEWPORT 3**

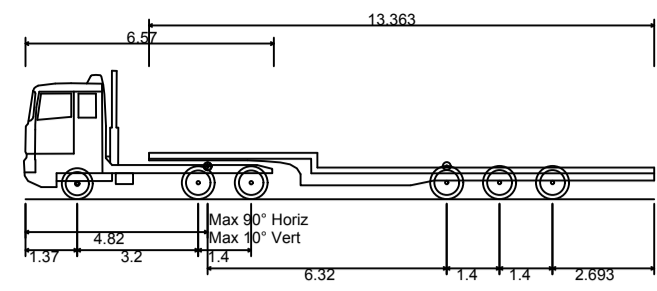


**VIEWPORT 4**

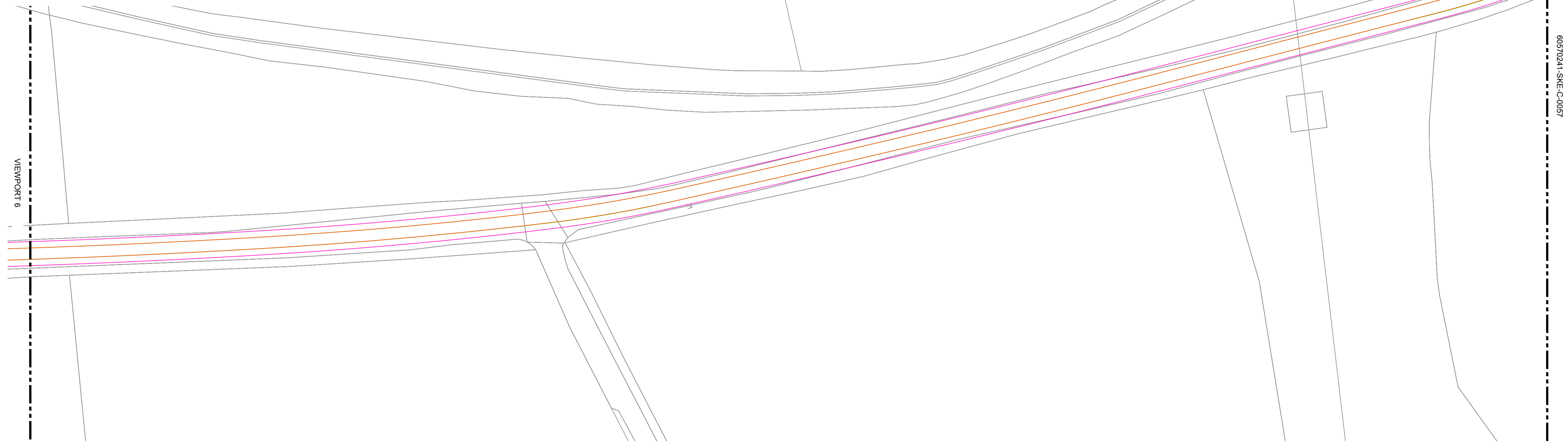


This drawing has been prepared for the use of AECOM's client. It may not be used, modified, reproduced or relied upon by third parties, except as agreed by AECOM or as required by law. AECOM accepts no responsibility, and denies any liability, whatsoever, to any party that uses or relies on this drawing without AECOM's express written consent. All measurements must be obtained from the stated dimensions.


ISO A1 594mm x 841mm  
 Approved: \_\_\_\_\_  
 Checked: \_\_\_\_\_  
 Designer: \_\_\_\_\_  
 Project Management Initials: \_\_\_\_\_



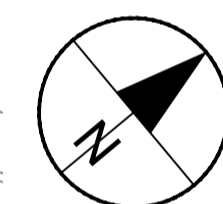
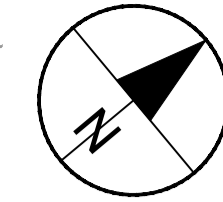
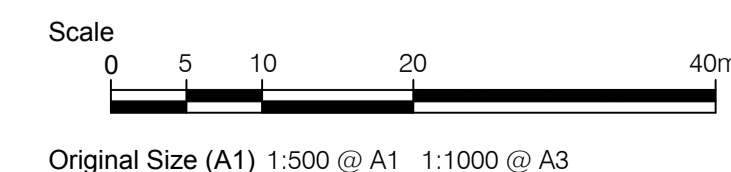
Low Loader with Volvo R70D (Rigid)  
 Overall Length 16.633m  
 Overall Width 2.500m  
 Overall Body Height 2.500m  
 Min Body Ground Clearance 0.320m  
 Max Track Width 2.500m  
 Lock to lock time 6.00s  
 Kerb to Kerb Turning Radius 6.790m



VIEWPORT 5



VIEWPORT 6



This drawing has been prepared for the use of AECOM's client. It may not be used, modified, reproduced or relied upon by third parties, except as agreed by AECOM or as required by law. AECOM accepts no responsibility, and denies any liability, whatsoever, to any party that uses or relies on this drawing without AECOM's express written consent. All measurements must be obtained from the stated dimensions.



**PROJECT**  
 ILI PORTFOLIO EIA  
 RED JOHN PUMPED  
 STORAGE HYDRO

**CLIENT**  
 ILI (Highlands PSH)  
 Ltd.

**CONSULTANT**  
 AECOM  
 1 Tanfield  
 EDINBURGH, EH3 5DA  
 +44 (0) 131 301 8600 tel  
 +44 (0) 131 301 8699 fax  
 www.aecom.com

- NOTES**
1. ALL WORKS TO BE EXECUTED IN ACCORDANCE WITH THE SPECIFICATION FOR HIGHWAY WORKS - THE MANUAL OF CONTRACT DOCUMENTS FOR HIGHWAY WORKS, DESIGN MANUAL FOR ROADS AND BRIDGES, TRAFFIC SIGNS MANUAL AND LOCAL COUNCIL GUIDELINES.
  2. ALL DIMENSIONS ARE IN MILLIMETRES UNLESS STATED OTHERWISE. ALL LEVELS ARE IN METRES AND RELATE TO ORDANCE DATUM.
  3. DO NOT SCALE FROM ANY DRAWING. WORK TO FIGURED DIMENSIONS ONLY. ANY DISCREPANCIES IN DIMENSION ARE TO BE REFERRED TO THE DESIGNER BEFORE WORK IS PUT TO HAND.
  4. ALL DIMENSIONS AND LEVELS ARE TO BE CHECKED ON SITE BY THE CONTRACTOR PRIOR TO PREPARING ANY WORKING DRAWINGS OR COMMENCING ON SITE.
  5. ALL WORKS BY THE CONTRACTOR MUST BE CARRIED OUT IN SUCH A WAY THAT ALL REQUIREMENTS UNDER THE HEALTH AND SAFETY AT WORK ACT ARE SATISFIED.
  6. ALL WORK IS TO BE CARRIED OUT IN COMPLIANCE WITH THE REQUIREMENTS OF THE STATUTORY AUTHORITIES AND CONSTRUCTION DESIGN AND MANAGEMENT REGULATIONS.
  7. DRAWING BASE RECEIVED FROM EMAPSITE. AECOM CANNOT GUARANTEE THEIR ACCURACY. CONTRACTOR TO SATISFY THEMSELVES AS TO THE ACCURACY OF SUCH INFORMATION.

**ISSUE/REVISION**

I/R	DATE	DESCRIPTION

**KEY PLAN**

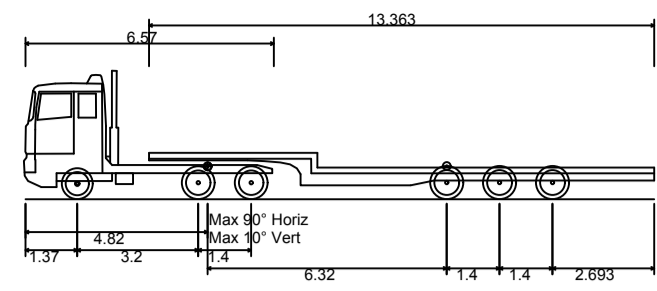
**PROJECT NUMBER**  
 60570241

**SHEET TITLE**  
 B862 TO B852  
 SPA LOW LOADER WITH VOLVO R70D  
 SHEET 3 OF 18

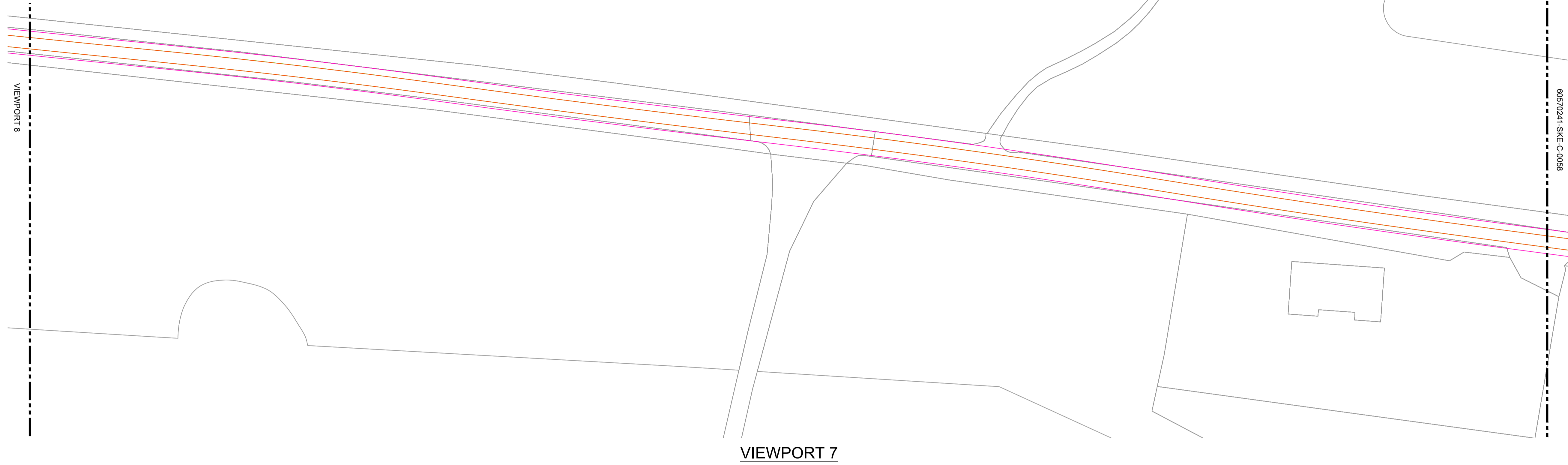
**SHEET NUMBER**  
 60570241-SKE-C-0058

Filename: F:\PROJECTS\DEVELOPMENT - RED JOHN PSH EIA\03 EXECUTION\04 CAD\25-SKETCHES\60570241-SKE-C-0058\T00073.DWG  
 Last saved by: SWANSONAJ Last Potted: 2018-10-11

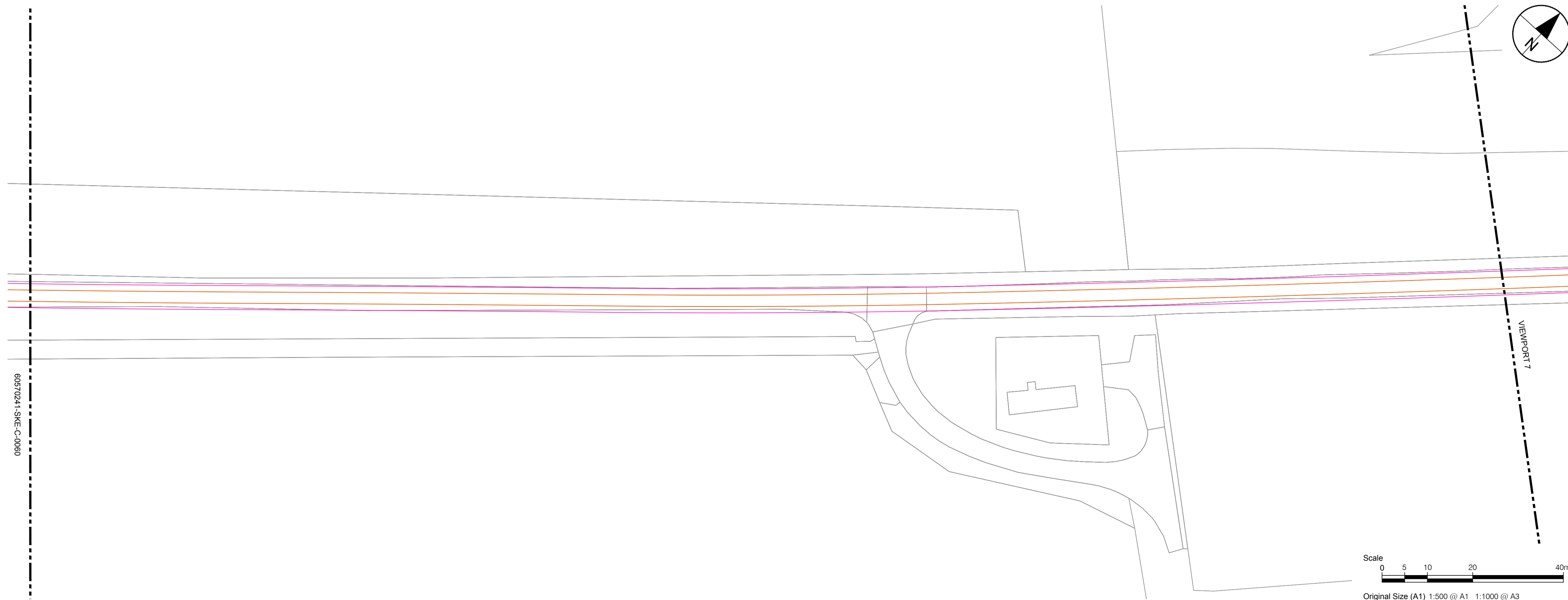
ISO A1 594mm x 841mm  
 Approved: \_\_\_\_\_  
 Checked: \_\_\_\_\_  
 Designer: \_\_\_\_\_  
 Project Management Initials: \_\_\_\_\_



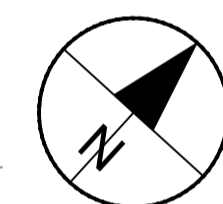
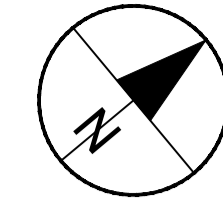
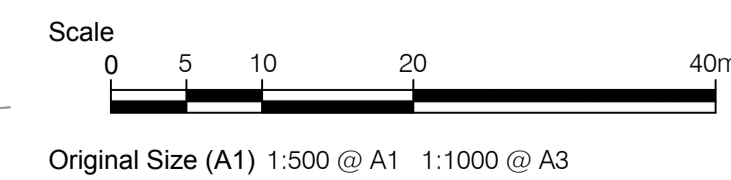
Low Loader with Volvo R70D (Rigid)  
 Overall Length 16.633m  
 Overall Width 2.500m  
 Overall Body Height 2.390m  
 Min Body Ground Clearance 0.320m  
 Max Track Width 2.500m  
 Lock to lock time 6.00s  
 Kerb to Kerb Turning Radius 6.790m



VIEWPORT 7



VIEWPORT 8



This drawing has been prepared for the use of AECOM's client. It may not be used, modified, reproduced or relied upon by third parties, except as agreed by AECOM or as required by law. AECOM accepts no responsibility, and denies any liability, whatsoever, to any party that uses or relies on this drawing without AECOM's express written consent. All measurements must be obtained from the stated dimensions.



**PROJECT**  
 ILI PORTFOLIO EIA  
 RED JOHN PUMPED  
 STORAGE HYDRO

**CLIENT**  
 ILI (Highlands PSH)  
 Ltd.

**CONSULTANT**  
 AECOM  
 1 Tanfield  
 EDINBURGH, EH3 5DA  
 +44 (0) 131 301 8600 tel  
 +44 (0) 131 301 8699 fax  
 www.aecom.com

- NOTES**
- ALL WORKS TO BE EXECUTED IN ACCORDANCE WITH THE SPECIFICATION FOR HIGHWAY WORKS - THE MANUAL OF CONTRACT DOCUMENTS FOR HIGHWAY WORKS, DESIGN MANUAL FOR ROADS AND BRIDGES, TRAFFIC SIGNS MANUAL AND LOCAL COUNCIL GUIDELINES.
  - ALL DIMENSIONS ARE IN MILLIMETRES UNLESS STATED OTHERWISE. ALL LEVELS ARE IN METRES AND RELATE TO ORDNANCE DATUM.
  - DO NOT SCALE FROM ANY DRAWING. WORK TO FIGURED DIMENSIONS ONLY. ANY DISCREPANCIES IN DIMENSION ARE TO BE REFERRED TO THE DESIGNER BEFORE WORK IS PUT TO HAND.
  - ALL DIMENSIONS AND LEVELS ARE TO BE CHECKED ON SITE BY THE CONTRACTOR PRIOR TO PREPARING ANY WORKING DRAWINGS OR COMMENCING ON SITE.
  - ALL WORKS BY THE CONTRACTOR MUST BE CARRIED OUT IN SUCH A WAY THAT ALL REQUIREMENTS UNDER THE HEALTH AND SAFETY AT WORK ACT ARE SATISFIED.
  - ALL WORK IS TO BE CARRIED OUT IN COMPLIANCE WITH THE REQUIREMENTS OF THE STATUTORY AUTHORITIES AND CONSTRUCTION DESIGN AND MANAGEMENT REGULATIONS.
  - DRAWING BASE RECEIVED FROM EMAPSITE. AECOM CANNOT GUARANTEE THEIR ACCURACY. CONTRACTOR TO SATISFY THEMSELVES AS TO THE ACCURACY OF SUCH INFORMATION.

**ISSUE/REVISION**

I/R	DATE	DESCRIPTION

**KEY PLAN**

**PROJECT NUMBER**  
 60570241

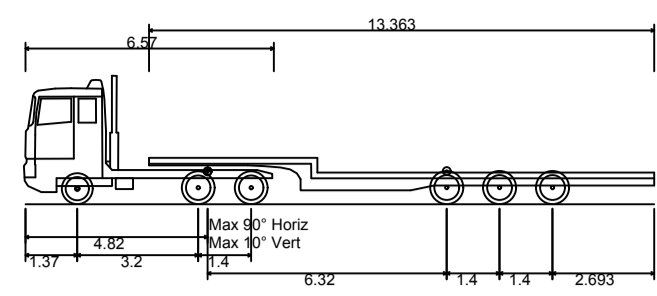
**SHEET TITLE**  
 B862 TO B852  
 SPA LOW LOADER WITH VOLVO R70D  
 SHEET 4 OF 18

**SHEET NUMBER**  
 60570241-SKE-C-0059

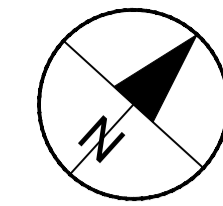
Filename: F:\PROJECTS\DEVELOPMENT - RED JOHN PSH EIA\03 EXECUTION\04 CAD\25-SKETCHES\60570241-SKE-C-0056T00073.DWG  
 Last saved by: SWANSONAJ Last Potted: 2018-10-11



ISO A1 594mm x 841mm  
 Approved: \_\_\_\_\_  
 Checked: \_\_\_\_\_  
 Designer: \_\_\_\_\_  
 Project Management Initials: \_\_\_\_\_  
 Filename: F:\PROJECTS\DEVELOPMENT - RED JOHN PSH EIA\03 EXECUTION\04 CAD\25-SKETCHES\60570241-SKE-C-0056T00073.DWG  
 Last saved by: SWANSONAU Last Prolifer: 2018-10-11



Low Loader with Volvo R70D (Rigid)  
 Overall Length 16.633m  
 Overall Width 2.500m  
 Overall Body Height 3.590m  
 Min Body Ground Clearance 0.320m  
 Max Track Width 2.500m  
 Lock to lock time 6.00s  
 Kerb to Kerb Turning Radius 6.790m



# AECOM

**PROJECT**  
 ILI PORTFOLIO EIA  
 RED JOHN PUMPED  
 STORAGE HYDRO

**CLIENT**  
 ILI (Highlands PSH)  
 Ltd.

**CONSULTANT**  
 AECOM  
 1 Tanfield  
 EDINBURGH, EH3 5DA  
 +44 (0) 131 301 8600 tel  
 +44 (0) 131 301 8699 fax  
 www.aecom.com

- NOTES**
- ALL WORKS TO BE EXECUTED IN ACCORDANCE WITH THE SPECIFICATION FOR HIGHWAY WORKS - THE MANUAL OF CONTRACT DOCUMENTS FOR HIGHWAY WORKS, DESIGN MANUAL FOR ROADS AND BRIDGES, TRAFFIC SIGNS MANUAL AND LOCAL COUNCIL GUIDELINES.
  - ALL DIMENSIONS ARE IN MILLIMETRES UNLESS STATED OTHERWISE. ALL LEVELS ARE IN METRES AND RELATE TO ORDNANCE DATUM.
  - DO NOT SCALE FROM ANY DRAWING. WORK TO FIGURED DIMENSIONS ONLY. ANY DISCREPANCIES IN DIMENSION ARE TO BE REFERRED TO THE DESIGNER BEFORE WORK IS PUT TO HAND.
  - ALL DIMENSIONS AND LEVELS ARE TO BE CHECKED ON SITE BY THE CONTRACTOR PRIOR TO PREPARING ANY WORKING DRAWINGS OR COMMENCING ON SITE.
  - ALL WORKS BY THE CONTRACTOR MUST BE CARRIED OUT IN SUCH A WAY THAT ALL REQUIREMENTS UNDER THE HEALTH AND SAFETY AT WORK ACT ARE SATISFIED.
  - ALL WORK IS TO BE CARRIED OUT IN COMPLIANCE WITH THE REQUIREMENTS OF THE STATUTORY AUTHORITIES AND CONSTRUCTION DESIGN AND MANAGEMENT REGULATIONS.
  - DRAWING BASE RECEIVED FROM EMAPSITE. AECOM CANNOT GUARANTEE THEIR ACCURACY. CONTRACTOR TO SATISFY THEMSELVES AS TO THE ACCURACY OF SUCH INFORMATION.

**ISSUE/REVISION**

I/R	DATE	DESCRIPTION

**KEY PLAN**

**PROJECT NUMBER**

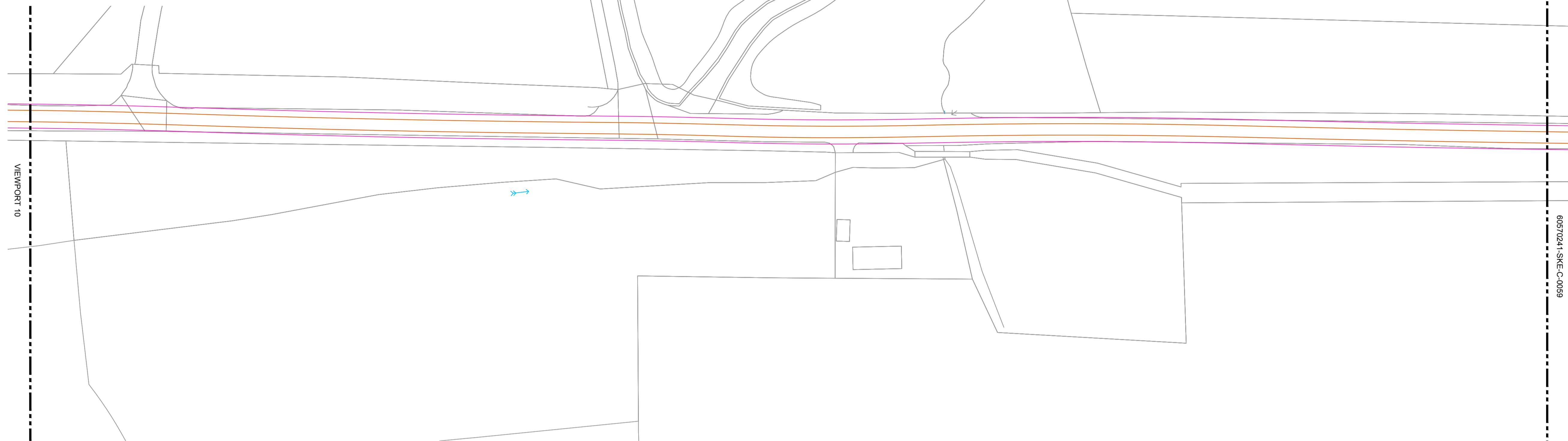
60570241

**SHEET TITLE**

B862 TO B852  
 SPA LOW LOADER WITH VOLVO R70D  
 SHEET 5 OF 18

**SHEET NUMBER**

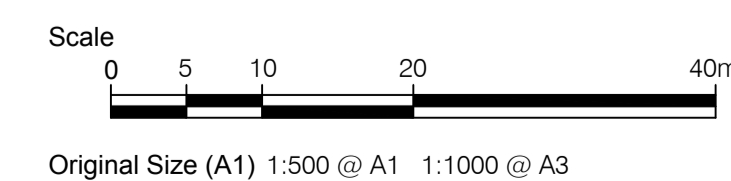
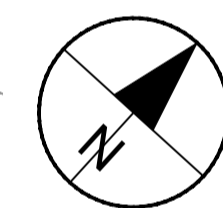
60570241-SKE-C-0060



VIEWPORT 9

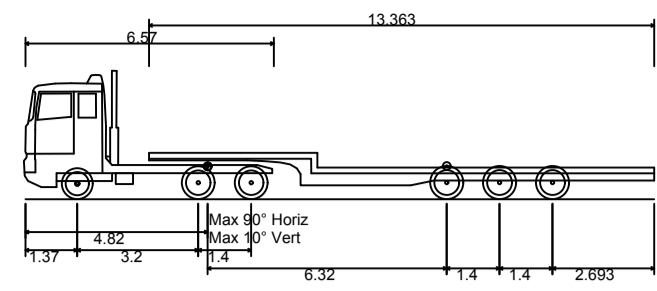


VIEWPORT 10

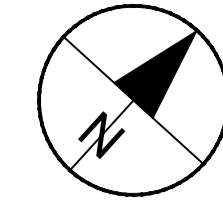


This drawing has been prepared for the use of AECOM's client. It may not be used, modified, reproduced or relied upon by third parties, except as agreed by AECOM or as required by law. AECOM accepts no responsibility, and denies any liability, whatsoever, to any party that uses or relies on this drawing without AECOM's express written consent. All measurements must be obtained from the stated dimensions.

ISO A1 594mm x 841mm  
 Approved: \_\_\_\_\_  
 Checked: \_\_\_\_\_  
 Designer: \_\_\_\_\_  
 Project Management Initials: \_\_\_\_\_



Low Loader with Volvo R70D (Rigid)  
 Overall Length 16.633m  
 Overall Width 2.500m  
 Overall Body Height 3.390m  
 Min Body Ground Clearance 0.320m  
 Max Track Width 2.500m  
 Lock to lock time 6.10s  
 Kerb to Kerb Turning Radius 6.790m



# AECOM

**PROJECT**  
 ILI PORTFOLIO EIA  
 RED JOHN PUMPED  
 STORAGE HYDRO

**CLIENT**  
 ILI (Highlands PSH)  
 Ltd.

**CONSULTANT**  
 AECOM  
 1 Tanfield  
 EDINBURGH, EH3 5DA  
 +44 (0) 131 301 8600 tel  
 +44 (0) 131 301 8699 fax  
 www.aecom.com

- NOTES**
- ALL WORKS TO BE EXECUTED IN ACCORDANCE WITH THE SPECIFICATION FOR HIGHWAY WORKS - THE MANUAL OF CONTRACT DOCUMENTS FOR HIGHWAY WORKS, DESIGN MANUAL FOR ROADS AND BRIDGES, TRAFFIC SIGNS MANUAL AND LOCAL COUNCIL GUIDELINES.
  - ALL DIMENSIONS ARE IN MILLIMETRES UNLESS STATED OTHERWISE. ALL LEVELS ARE IN METRES AND RELATE TO ORDNANCE DATUM.
  - DO NOT SCALE FROM ANY DRAWING. WORK TO FIGURED DIMENSIONS ONLY. ANY DISCREPANCIES IN DIMENSION ARE TO BE REFERRED TO THE DESIGNER BEFORE WORK IS PUT TO HAND.
  - ALL DIMENSIONS AND LEVELS ARE TO BE CHECKED ON SITE BY THE CONTRACTOR PRIOR TO PREPARING ANY WORKING DRAWINGS OR COMMENCING ON SITE.
  - ALL WORKS BY THE CONTRACTOR MUST BE CARRIED OUT IN SUCH A WAY THAT ALL REQUIREMENTS UNDER THE HEALTH AND SAFETY AT WORK ACT ARE SATISFIED.
  - ALL WORK IS TO BE CARRIED OUT IN COMPLIANCE WITH THE REQUIREMENTS OF THE STATUTORY AUTHORITIES AND CONSTRUCTION DESIGN AND MANAGEMENT REGULATIONS.
  - DRAWING BASE RECEIVED FROM EMAPSITE. AECOM CANNOT GUARANTEE THEIR ACCURACY. CONTRACTOR TO SATISFY THEMSELVES AS TO THE ACCURACY OF SUCH INFORMATION.

**ISSUE/REVISION**


I/R	DATE	DESCRIPTION

**KEY PLAN**

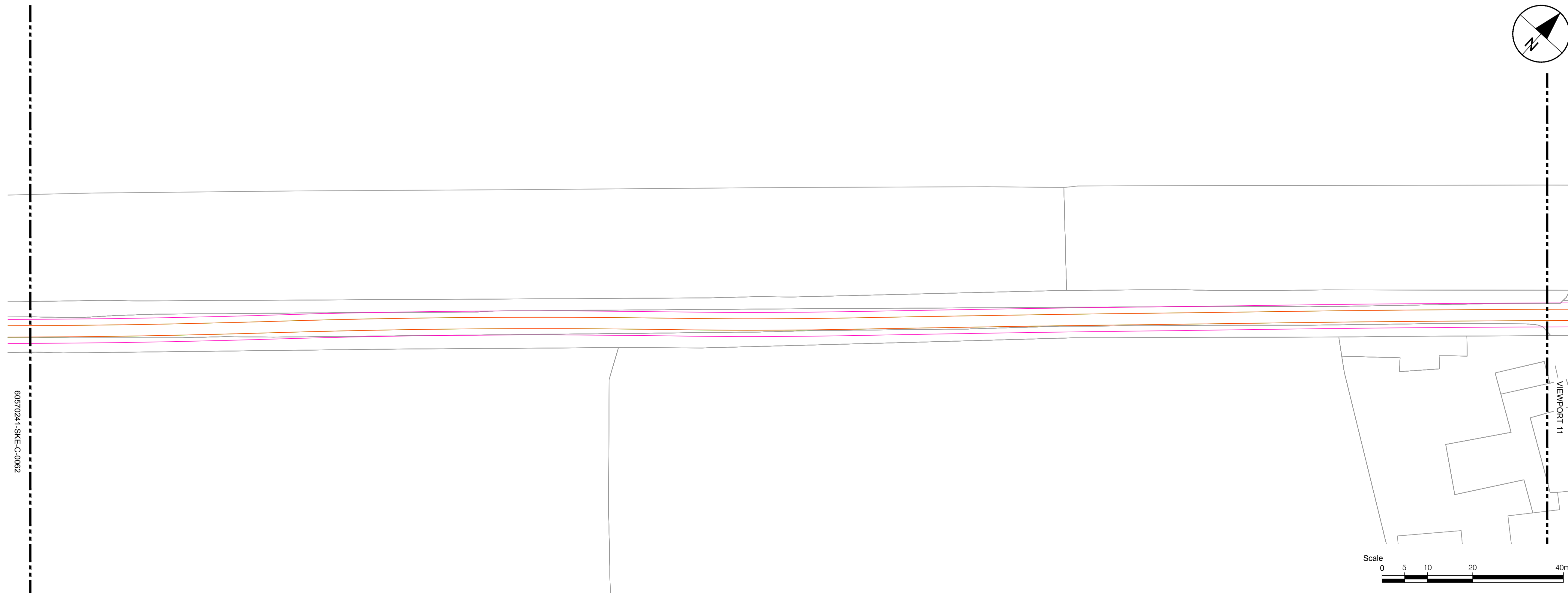
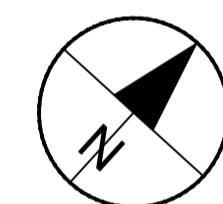
**PROJECT NUMBER**  
 60570241

**SHEET TITLE**  
 B862 TO B852  
 SPA LOW LOADER WITH VOLVO R70D  
 SHEET 6 OF 18

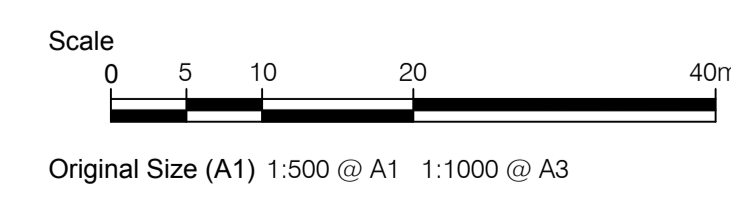
**SHEET NUMBER**  
 60570241-SKE-C-0061



**VIEWPORT 11**

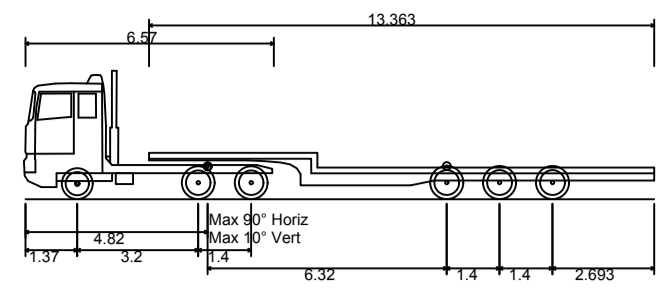


**VIEWPORT 12**

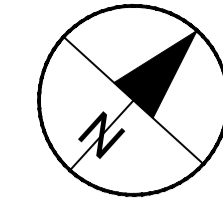


Filename: F:\PROJECTS\DEVELOPMENT - RED JOHN PSH EIA\03 EXECUTION\04 CAD\25-SKETCHES\60570241-SKE-C-0061\00073.DWG  
 Last saved by: SWANSONAJ Last Potted: 2018-10-11

This drawing has been prepared for the use of AECOM's client. It may not be used, modified, reproduced or relied upon by third parties, except as agreed by AECOM or as required by law. AECOM accepts no responsibility, and denies any liability, whatsoever, to any party that uses or relies on this drawing without AECOM's express written consent. All measurements must be obtained from the stated dimensions.



Low Loader with Volvo R70D (Rigid)  
 Overall Length 16.633m  
 Overall Width 2.500m  
 Overall Body Height 3.580m  
 Min Body Ground Clearance 0.320m  
 Max Track Width 2.500m  
 Lock to lock time 6.00s  
 Kerb to Kerb Turning Radius 6.790m



**PROJECT**  
 ILI PORTFOLIO EIA  
 RED JOHN PUMPED  
 STORAGE HYDRO

**CLIENT**  
 ILI (Highlands PSH)  
 Ltd.

**CONSULTANT**  
 AECOM  
 1 Tanfield  
 EDINBURGH, EH3 5DA  
 +44 (0) 131 301 8600 tel  
 +44 (0) 131 301 8699 fax  
 www.aecom.com

- NOTES**
1. ALL WORKS TO BE EXECUTED IN ACCORDANCE WITH THE SPECIFICATION FOR HIGHWAY WORKS - THE MANUAL OF CONTRACT DOCUMENTS FOR HIGHWAY WORKS, DESIGN MANUAL FOR ROADS AND BRIDGES, TRAFFIC SIGNS MANUAL AND LOCAL COUNCIL GUIDELINES.
  2. ALL DIMENSIONS ARE IN MILLIMETRES UNLESS STATED OTHERWISE. ALL LEVELS ARE IN METRES AND RELATE TO ORDNANCE DATUM.
  3. DO NOT SCALE FROM ANY DRAWING. WORK TO FIGURED DIMENSIONS ONLY. ANY DISCREPANCIES IN DIMENSION ARE TO BE REFERRED TO THE DESIGNER BEFORE WORK IS PUT TO HAND.
  4. ALL DIMENSIONS AND LEVELS ARE TO BE CHECKED ON SITE BY THE CONTRACTOR PRIOR TO PREPARING ANY WORKING DRAWINGS OR COMMENCING ON SITE.
  5. ALL WORKS BY THE CONTRACTOR MUST BE CARRIED OUT IN SUCH A WAY THAT ALL REQUIREMENTS UNDER THE HEALTH AND SAFETY AT WORK ACT ARE SATISFIED.
  6. ALL WORK IS TO BE CARRIED OUT IN COMPLIANCE WITH THE REQUIREMENTS OF THE STATUTORY AUTHORITIES AND CONSTRUCTION DESIGN AND MANAGEMENT REGULATIONS.
  7. DRAWING BASE RECEIVED FROM EMAPSITE. AECOM CANNOT GUARANTEE THEIR ACCURACY. CONTRACTOR TO SATISFY THEMSELVES AS TO THE ACCURACY OF SUCH INFORMATION.

**ISSUE/REVISION**


I/R	DATE	DESCRIPTION

**KEY PLAN**

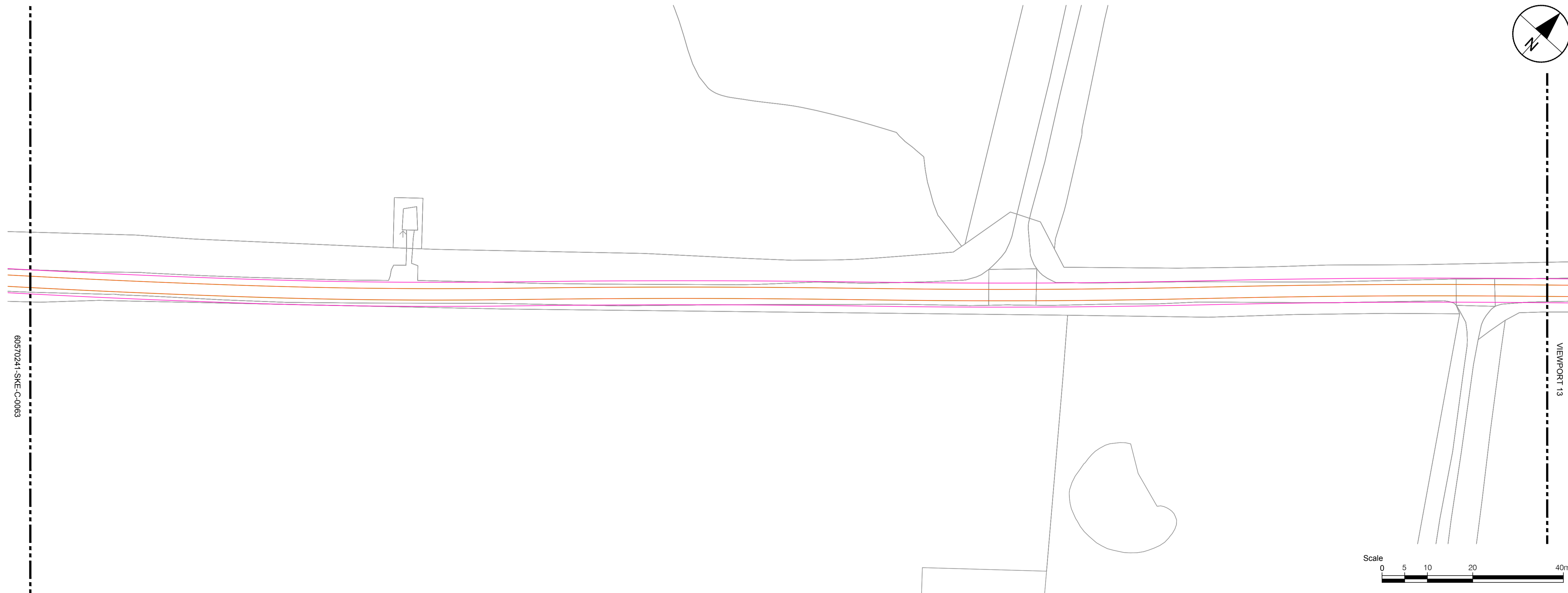
**PROJECT NUMBER**  
 60570241

**SHEET TITLE**  
 B862 TO B852  
 SPA LOW LOADER WITH VOLVO R70D  
 SHEET 7 OF 18

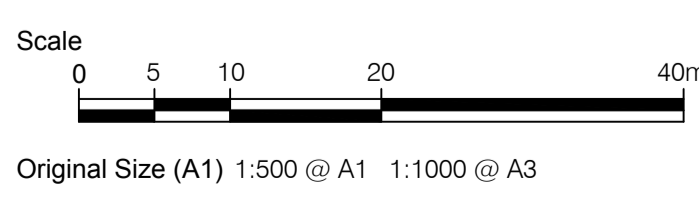
**SHEET NUMBER**  
 60570241-SKE-C-0062



**VIEWPORT 13**

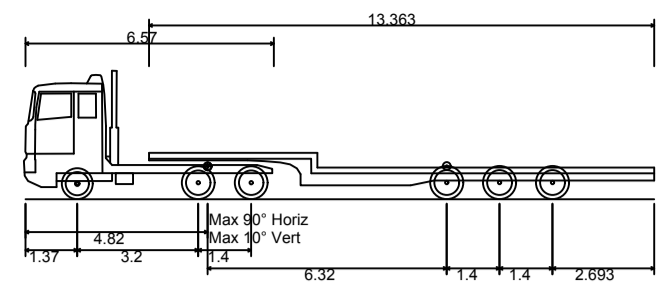


**VIEWPORT 14**

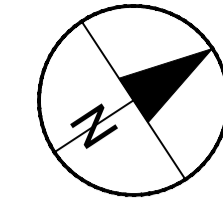


This drawing has been prepared for the use of AECOM's client. It may not be used, modified, reproduced or relied upon by third parties, except as agreed by AECOM or as required by law. AECOM accepts no responsibility, and denies any liability, whatsoever, to any party that uses or relies on this drawing without AECOM's express written consent. All measurements must be obtained from the stated dimensions.

ISO A1 594mm x 841mm  
 Approved: \_\_\_\_\_  
 Checked: \_\_\_\_\_  
 Designer: \_\_\_\_\_  
 Project Management Initials: \_\_\_\_\_



Low Loader with Volvo R70D (Rigid)  
 Overall Length 16.633m  
 Overall Width 2.500m  
 Overall Body Height 3.390m  
 Min Body Ground Clearance 0.320m  
 Max Track Width 2.500m  
 Lock to lock time 6.00s  
 Kerb to Kerb Turning Radius 6.790m



# AECOM

**PROJECT**  
 ILI PORTFOLIO EIA  
 RED JOHN PUMPED  
 STORAGE HYDRO

**CLIENT**  
 ILI (Highlands PSH)  
 Ltd.

**CONSULTANT**  
 AECOM  
 1 Tanfield  
 EDINBURGH, EH3 5DA  
 +44 (0) 131 301 8600 tel  
 +44 (0) 131 301 8699 fax  
 www.aecom.com

- NOTES**
- ALL WORKS TO BE EXECUTED IN ACCORDANCE WITH THE SPECIFICATION FOR HIGHWAY WORKS - THE MANUAL OF CONTRACT DOCUMENTS FOR HIGHWAY WORKS, DESIGN MANUAL FOR ROADS AND BRIDGES, TRAFFIC SIGNS MANUAL AND LOCAL COUNCIL GUIDELINES.
  - ALL DIMENSIONS ARE IN MILLIMETRES UNLESS STATED OTHERWISE. ALL LEVELS ARE IN METRES AND RELATE TO ORDNANCE DATUM.
  - DO NOT SCALE FROM ANY DRAWING. WORK TO FIGURED DIMENSIONS ONLY. ANY DISCREPANCIES IN DIMENSION ARE TO BE REFERRED TO THE DESIGNER BEFORE WORK IS PUT TO HAND.
  - ALL DIMENSIONS AND LEVELS ARE TO BE CHECKED ON SITE BY THE CONTRACTOR PRIOR TO PREPARING ANY WORKING DRAWINGS OR COMMENCING ON SITE.
  - ALL WORKS BY THE CONTRACTOR MUST BE CARRIED OUT IN SUCH A WAY THAT ALL REQUIREMENTS UNDER THE HEALTH AND SAFETY AT WORK ACT ARE SATISFIED.
  - ALL WORK IS TO BE CARRIED OUT IN COMPLIANCE WITH THE REQUIREMENTS OF THE STATUTORY AUTHORITIES AND CONSTRUCTION DESIGN AND MANAGEMENT REGULATIONS.
  - DRAWING BASE RECEIVED FROM EMAPSITE. AECOM CANNOT GUARANTEE THEIR ACCURACY. CONTRACTOR TO SATISFY THEMSELVES AS TO THE ACCURACY OF SUCH INFORMATION.

**ISSUE/REVISION**


I/R	DATE	DESCRIPTION

**KEY PLAN**

**PROJECT NUMBER**  
 60570241

**SHEET TITLE**  
 B862 TO B852  
 SPA LOW LOADER WITH VOLVO R70D  
 SHEET 8 OF 18

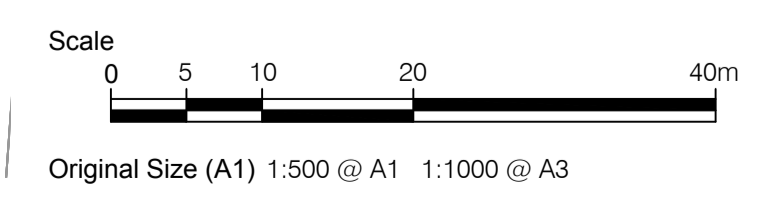
**SHEET NUMBER**  
 60570241-SKE-C-0063



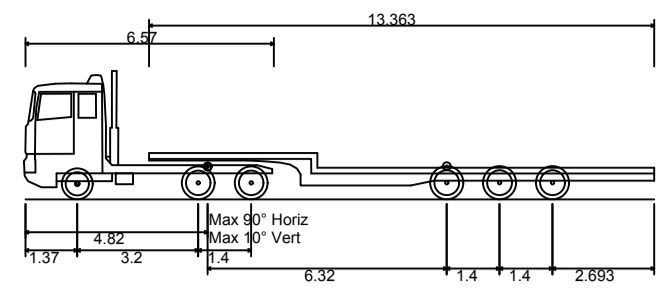
**VIEWPORT 15**



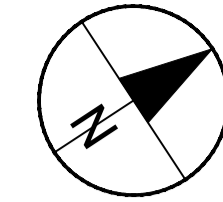
**VIEWPORT 16**



Filename: F:\PROJECTS\DEVELOPMENT - RED JOHN PSH EIA\03 EXECUTION\04 CAD\25-SKETCHES\60570241-SKE-C-0063\00073.DWG  
 Last saved by: SWANSONAJ Last Potted: 2018-10-11



Low Loader with Volvo R70D (Rigid)  
 Overall Length 16.633m  
 Overall Width 2.500m  
 Overall Body Height 2.500m  
 Min Body Ground Clearance 0.320m  
 Max Track Width 2.500m  
 Lock to lock time 6.00s  
 Kerb to Kerb Turning Radius 6.790m



**PROJECT**  
 ILI PORTFOLIO EIA  
 RED JOHN PUMPED  
 STORAGE HYDRO

**CLIENT**  
 ILI (Highlands PSH)  
 Ltd.

**CONSULTANT**  
 AECOM  
 1 Tanfield  
 EDINBURGH, EH3 5DA  
 +44 (0) 131 301 8600 tel  
 +44 (0) 131 301 8699 fax  
 www.aecom.com

- NOTES**
- ALL WORKS TO BE EXECUTED IN ACCORDANCE WITH THE SPECIFICATION FOR HIGHWAY WORKS - THE MANUAL OF CONTRACT DOCUMENTS FOR HIGHWAY WORKS, DESIGN MANUAL FOR ROADS AND BRIDGES, TRAFFIC SIGNS MANUAL AND LOCAL COUNCIL GUIDELINES.
  - ALL DIMENSIONS ARE IN MILLIMETRES UNLESS STATED OTHERWISE. ALL LEVELS ARE IN METRES AND RELATE TO ORDNANCE DATUM.
  - DO NOT SCALE FROM ANY DRAWING. WORK TO FIGURED DIMENSIONS ONLY. ANY DISCREPANCIES IN DIMENSION ARE TO BE REFERRED TO THE DESIGNER BEFORE WORK IS PUT TO HAND.
  - ALL DIMENSIONS AND LEVELS ARE TO BE CHECKED ON SITE BY THE CONTRACTOR PRIOR TO PREPARING ANY WORKING DRAWINGS OR COMMENCING ON SITE.
  - ALL WORKS BY THE CONTRACTOR MUST BE CARRIED OUT IN SUCH A WAY THAT ALL REQUIREMENTS UNDER THE HEALTH AND SAFETY AT WORK ACT ARE SATISFIED.
  - ALL WORK IS TO BE CARRIED OUT IN COMPLIANCE WITH THE REQUIREMENTS OF THE STATUTORY AUTHORITIES AND CONSTRUCTION DESIGN AND MANAGEMENT REGULATIONS.
  - DRAWING BASE RECEIVED FROM EMAPSITE. AECOM CANNOT GUARANTEE THEIR ACCURACY. CONTRACTOR TO SATISFY THEMSELVES AS TO THE ACCURACY OF SUCH INFORMATION.

**ISSUE/REVISION**

I/R	DATE	DESCRIPTION

**KEY PLAN**

**PROJECT NUMBER**

60570241

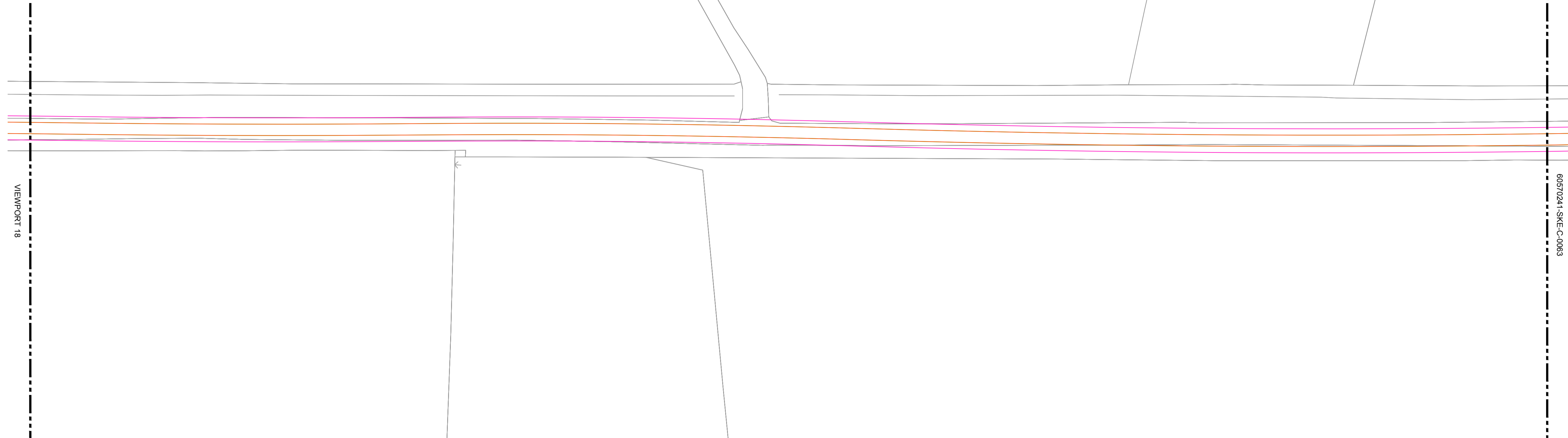
**SHEET TITLE**

B862 TO B852  
 SPA LOW LOADER WITH VOLVO R70D  
 SHEET 9 OF 18

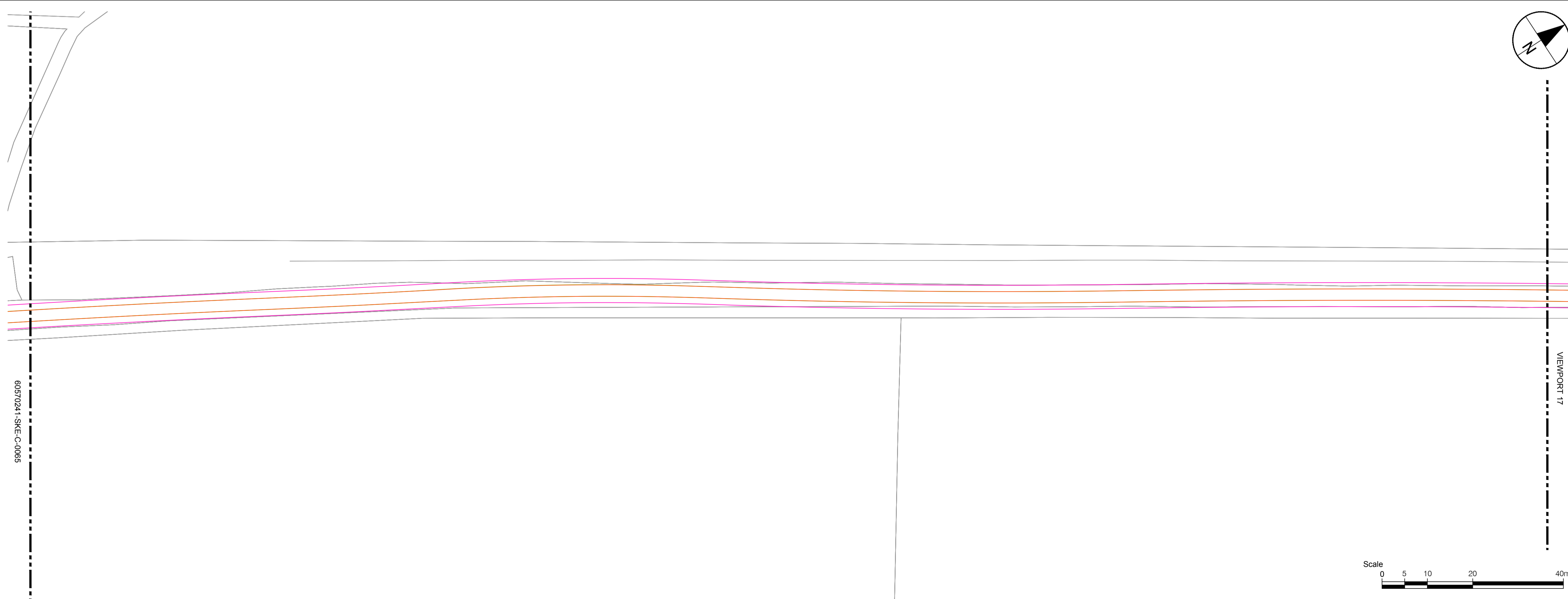
**SHEET NUMBER**

60570241-SKE-C-0064

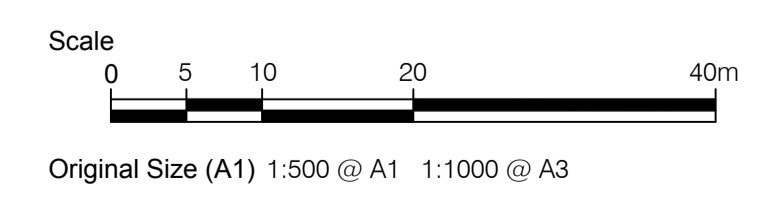
This drawing has been prepared for the use of AECOM's client. It may not be used, modified, reproduced or relied upon by third parties, except as agreed by AECOM or as required by law. AECOM accepts no responsibility, and denies any liability, whatsoever, to any party that uses or relies on this drawing without AECOM's express written consent. All measurements must be obtained from the stated dimensions.



VIEWPORT 17

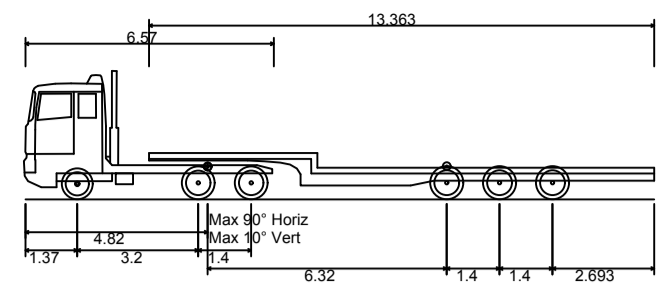


VIEWPORT 18




Original Size (A1) 1:500 @ A1 1:1000 @ A3


ISO A1 594mm x 841mm  
 Approved: \_\_\_\_\_  
 Checked: \_\_\_\_\_  
 Designer: \_\_\_\_\_  
 Project Management Initials: \_\_\_\_\_



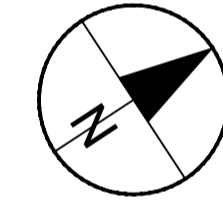
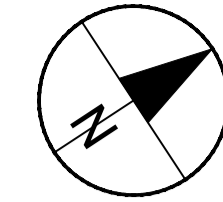
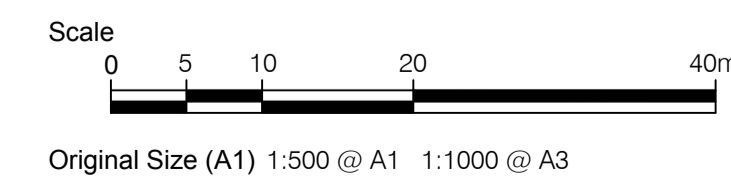
Low Loader with Volvo R70D (Rigid)  
 Overall Length 16.633m  
 Overall Width 2.500m  
 Overall Body Height 3.390m  
 Min Body Ground Clearance 0.320m  
 Max Track Width 2.500m  
 Lock to lock time 6.0s  
 Kerb to Kerb Turning Radius 6.790m



VIEWPORT 19



VIEWPORT 20



# AECOM

**PROJECT**  
 ILI PORTFOLIO EIA  
 RED JOHN PUMPED  
 STORAGE HYDRO

**CLIENT**  
 ILI (Highlands PSH)  
 Ltd.

**CONSULTANT**  
 AECOM  
 1 Tanfield  
 EDINBURGH, EH3 5DA  
 +44 (0) 131 301 8600 tel  
 +44 (0) 131 301 8699 fax  
 www.aecom.com

- NOTES**
1. ALL WORKS TO BE EXECUTED IN ACCORDANCE WITH THE SPECIFICATION FOR HIGHWAY WORKS - THE MANUAL OF CONTRACT DOCUMENTS FOR HIGHWAY WORKS, DESIGN MANUAL FOR ROADS AND BRIDGES, TRAFFIC SIGNS MANUAL AND LOCAL COUNCIL GUIDELINES.
  2. ALL DIMENSIONS ARE IN MILLIMETRES UNLESS STATED OTHERWISE. ALL LEVELS ARE IN METRES AND RELATE TO ORDNANCE DATUM.
  3. DO NOT SCALE FROM ANY DRAWING. WORK TO FIGURED DIMENSIONS ONLY. ANY DISCREPANCIES IN DIMENSION ARE TO BE REFERRED TO THE DESIGNER BEFORE WORK IS PUT TO HAND.
  4. ALL DIMENSIONS AND LEVELS ARE TO BE CHECKED ON SITE BY THE CONTRACTOR PRIOR TO PREPARING ANY WORKING DRAWINGS OR COMMENCING ON SITE.
  5. ALL WORKS BY THE CONTRACTOR MUST BE CARRIED OUT IN SUCH A WAY THAT ALL REQUIREMENTS UNDER THE HEALTH AND SAFETY AT WORK ACT ARE SATISFIED.
  6. ALL WORK IS TO BE CARRIED OUT IN COMPLIANCE WITH THE REQUIREMENTS OF THE STATUTORY AUTHORITIES AND CONSTRUCTION DESIGN AND MANAGEMENT REGULATIONS.
  7. DRAWING BASE RECEIVED FROM EMAPSITE. AECOM CANNOT GUARANTEE THEIR ACCURACY. CONTRACTOR TO SATISFY THEMSELVES AS TO THE ACCURACY OF SUCH INFORMATION.

**ISSUE/REVISION**

I/R	DATE	DESCRIPTION

**KEY PLAN**

**PROJECT NUMBER**  
 60570241

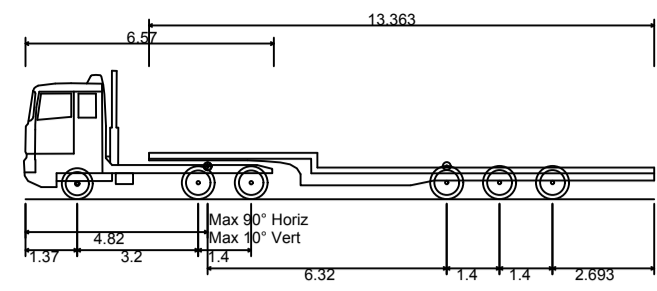
**SHEET TITLE**  
 B862 TO B852  
 SPA LOW LOADER WITH VOLVO R70D  
 SHEET 10 OF 18

**SHEET NUMBER**  
 60570241-SKE-C-0065

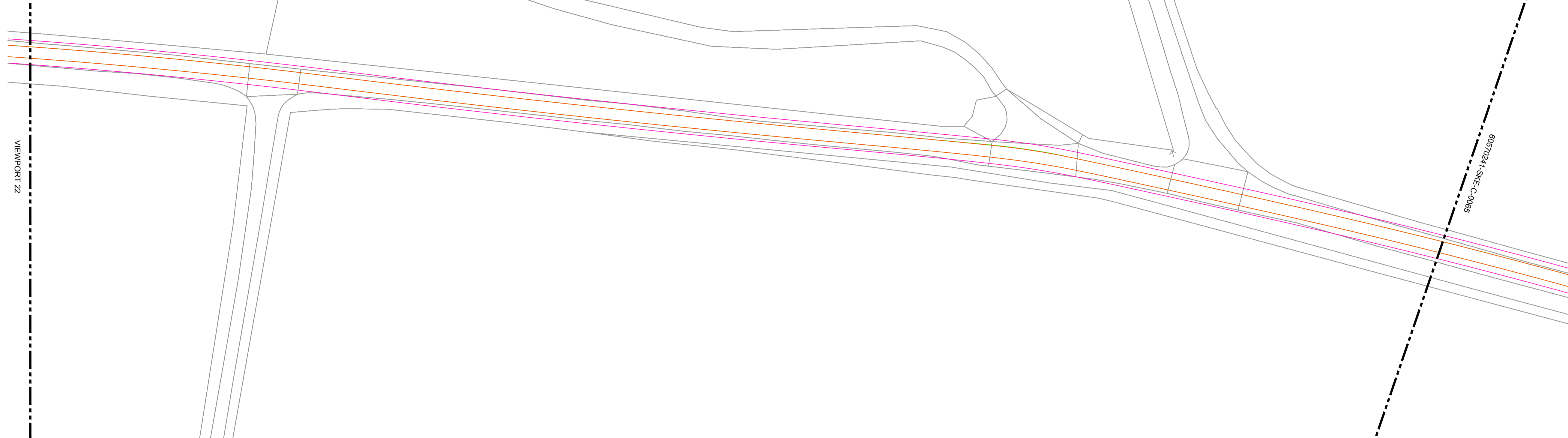
This drawing has been prepared for the use of AECOM's client. It may not be used, modified, reproduced or relied upon by third parties, except as agreed by AECOM or as required by law. AECOM accepts no responsibility, and denies any liability, whatsoever, to any party that uses or relies on this drawing without AECOM's express written consent. All measurements must be obtained from the stated dimensions.

Filename: F:\PROJECTS\DEVELOPMENT - RED JOHN PSH EIA\03 EXECUTION\04 CAD\25-SKETCHES\60570241-SKE-C-0065TO0073.DWG  
 Last saved by: SWANSONAJ Last Potted: 2018-10-11


ISO A1 841mm x 841mm  
 Approved: \_\_\_\_\_  
 Checked: \_\_\_\_\_  
 Designer: \_\_\_\_\_  
 Project Management Initials: \_\_\_\_\_



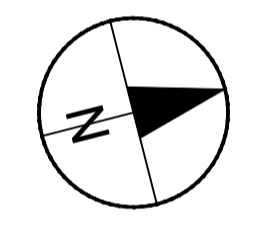
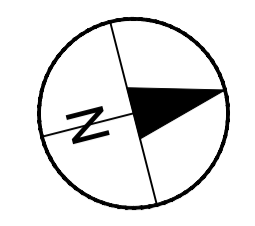
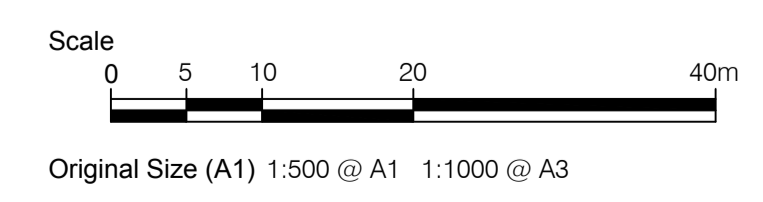
Low Loader with Volvo R70D (Rigid)  
 Overall Length 16.633m  
 Overall Width 2.500m  
 Overall Body Height 2.590m  
 Min Body Ground Clearance 0.320m  
 Max Track Width 2.500m  
 Lock to lock time 6.00s  
 Kerb to Kerb Turning Radius 6.790m



VIEWPORT 21



VIEWPORT 22



**PROJECT**  
 ILI PORTFOLIO EIA  
 RED JOHN PUMPED  
 STORAGE HYDRO

**CLIENT**  
 ILI (Highlands PSH)  
 Ltd.

**CONSULTANT**  
 AECOM  
 1 Tanfield  
 EDINBURGH, EH3 5DA  
 +44 (0) 131 301 8600 tel  
 +44 (0) 131 301 8699 fax  
 www.aecom.com

- NOTES**
1. ALL WORKS TO BE EXECUTED IN ACCORDANCE WITH THE SPECIFICATION FOR HIGHWAY WORKS - THE MANUAL OF CONTRACT DOCUMENTS FOR HIGHWAY WORKS, DESIGN MANUAL FOR ROADS AND BRIDGES, TRAFFIC SIGNS MANUAL AND LOCAL COUNCIL GUIDELINES.
  2. ALL DIMENSIONS ARE IN MILLIMETRES UNLESS STATED OTHERWISE. ALL LEVELS ARE IN METRES AND RELATE TO ORDNANCE DATUM.
  3. DO NOT SCALE FROM ANY DRAWING. WORK TO FIGURED DIMENSIONS ONLY. ANY DISCREPANCIES IN DIMENSION ARE TO BE REFERRED TO THE DESIGNER BEFORE WORK IS PUT TO HAND.
  4. ALL DIMENSIONS AND LEVELS ARE TO BE CHECKED ON SITE BY THE CONTRACTOR PRIOR TO PREPARING ANY WORKING DRAWINGS OR COMMENCING ON SITE.
  5. ALL WORKS BY THE CONTRACTOR MUST BE CARRIED OUT IN SUCH A WAY THAT ALL REQUIREMENTS UNDER THE HEALTH AND SAFETY AT WORK ACT ARE SATISFIED.
  6. ALL WORK IS TO BE CARRIED OUT IN COMPLIANCE WITH THE REQUIREMENTS OF THE STATUTORY AUTHORITIES AND CONSTRUCTION DESIGN AND MANAGEMENT REGULATIONS.
  7. DRAWING BASE RECEIVED FROM EMAPSITE. AECOM CANNOT GUARANTEE THEIR ACCURACY. CONTRACTOR TO SATISFY THEMSELVES AS TO THE ACCURACY OF SUCH INFORMATION.

**ISSUE/REVISION**

I/R	DATE	DESCRIPTION

**KEY PLAN**

**PROJECT NUMBER**  
 60570241

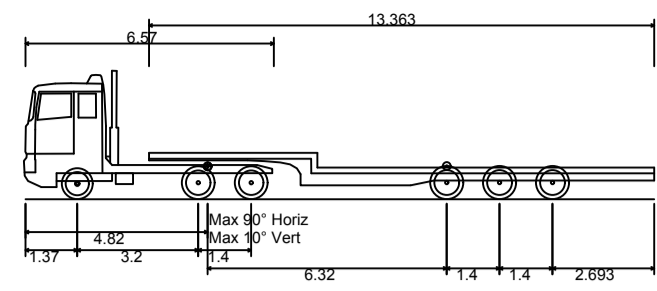
**SHEET TITLE**  
 B862 TO B852  
 SPA LOW LOADER WITH VOLVO R70D  
 SHEET 11 OF 18

**SHEET NUMBER**  
 60570241-SKE-C-0066

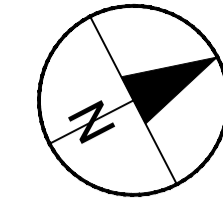
This drawing has been prepared for the use of AECOM's client. It may not be used, modified, reproduced or relied upon by third parties, except as agreed by AECOM or as required by law. AECOM accepts no responsibility, and denies any liability, whatsoever, to any party that uses or relies on this drawing without AECOM's express written consent. All measurements must be obtained from the stated dimensions.

Filename: F:\PROJECTS\DEVELOPMENT - RED JOHN PSH EIA\03 EXECUTION\04 CAD\25-SKETCHES\60570241-SKE-C-0066\T00073.DWG  
 Last saved by: SWANSONAJ Last Pictured: 2018-10-11

ISO A1 594mm x 841mm  
 Approved: \_\_\_\_\_  
 Checked: \_\_\_\_\_  
 Designer: \_\_\_\_\_  
 Project Management Initials: \_\_\_\_\_



Low Loader with Volvo R70D (Rigid)  
 Overall Length 16.633m  
 Overall Width 2.500m  
 Overall Body Height 3.390m  
 Min Body Ground Clearance 0.320m  
 Max Track Width 2.500m  
 Lock to lock time 6.0s  
 Kerb to Kerb Turning Radius 6.790m



# AECOM

**PROJECT**  
 ILI PORTFOLIO EIA  
 RED JOHN PUMPED  
 STORAGE HYDRO

**CLIENT**  
 ILI (Highlands PSH)  
 Ltd.

**CONSULTANT**  
 AECOM  
 1 Tanfield  
 EDINBURGH, EH3 5DA  
 +44 (0) 131 301 8600 tel  
 +44 (0) 131 301 8699 fax  
 www.aecom.com

- NOTES**
1. ALL WORKS TO BE EXECUTED IN ACCORDANCE WITH THE SPECIFICATION FOR HIGHWAY WORKS - THE MANUAL OF CONTRACT DOCUMENTS FOR HIGHWAY WORKS, DESIGN MANUAL FOR ROADS AND BRIDGES, TRAFFIC SIGNS MANUAL AND LOCAL COUNCIL GUIDELINES.
  2. ALL DIMENSIONS ARE IN MILLIMETRES UNLESS STATED OTHERWISE. ALL LEVELS ARE IN METRES AND RELATE TO ORDNANCE DATUM.
  3. DO NOT SCALE FROM ANY DRAWING. WORK TO FIGURED DIMENSIONS ONLY. ANY DISCREPANCIES IN DIMENSION ARE TO BE REFERRED TO THE DESIGNER BEFORE WORK IS PUT TO HAND.
  4. ALL DIMENSIONS AND LEVELS ARE TO BE CHECKED ON SITE BY THE CONTRACTOR PRIOR TO PREPARING ANY WORKING DRAWINGS OR COMMENCING ON SITE.
  5. ALL WORKS BY THE CONTRACTOR MUST BE CARRIED OUT IN SUCH A WAY THAT ALL REQUIREMENTS UNDER THE HEALTH AND SAFETY AT WORK ACT ARE SATISFIED.
  6. ALL WORK IS TO BE CARRIED OUT IN COMPLIANCE WITH THE REQUIREMENTS OF THE STATUTORY AUTHORITIES AND CONSTRUCTION DESIGN AND MANAGEMENT REGULATIONS.
  7. DRAWING BASE RECEIVED FROM EMAPSITE. AECOM CANNOT GUARANTEE THEIR ACCURACY. CONTRACTOR TO SATISFY THEMSELVES AS TO THE ACCURACY OF SUCH INFORMATION.

**ISSUE/REVISION**

I/R	DATE	DESCRIPTION

**KEY PLAN**


**PROJECT NUMBER**  
 60570241

**SHEET TITLE**  
 B862 TO B852  
 SPA LOW LOADER WITH VOLVO R70D  
 SHEET 12 OF 18

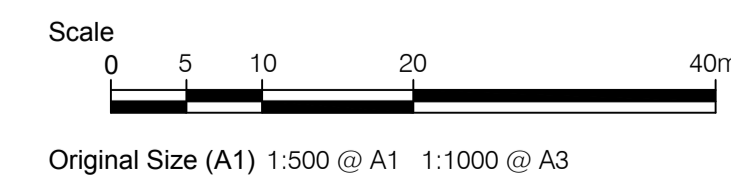
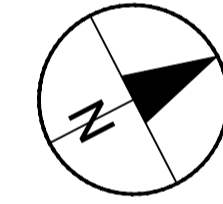
**SHEET NUMBER**  
 60570241-SKE-C-0067



**VIEWPORT 23**



**VIEWPORT 24**

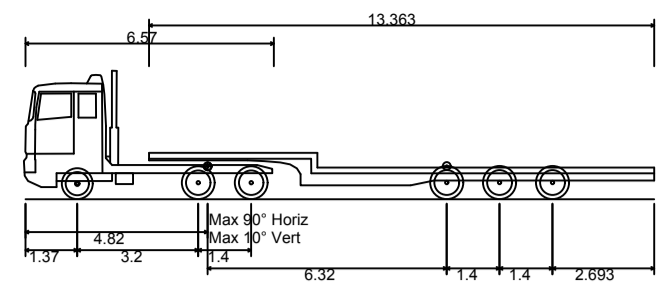


Filename: F:\PROJECTS\DEVELOPMENT - RED JOHN PSH EIA\03 EXECUTION\04 CAD\25-SKETCHES\60570241-SKE-C-0067\00073.DWG  
 Last saved by: SWANSONAJ Last Potted: 2018-10-11

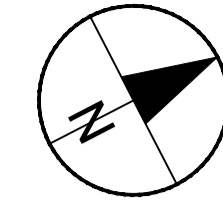
This drawing has been prepared for the use of AECOM's client. It may not be used, modified, reproduced or relied upon by third parties, except as agreed by AECOM or as required by law. AECOM accepts no responsibility, and denies any liability, whatsoever, to any party that uses or relies on this drawing without AECOM's express written consent. All measurements must be obtained from the stated dimensions.



ISO A1 594mm x 841mm  
 Approved: \_\_\_\_\_  
 Checked: \_\_\_\_\_  
 Designer: \_\_\_\_\_  
 Project Management Initials: \_\_\_\_\_



Low Loader with Volvo R70D (Rigid)  
 Overall Length 16.633m  
 Overall Width 2.500m  
 Overall Body Height 2.390m  
 Min Body Ground Clearance 0.320m  
 Max Track Width 2.500m  
 Lock to lock time 6.00s  
 Kerb to Kerb Turning Radius 6.790m



# AECOM

PROJECT

**ILI PORTFOLIO EIA  
 RED JOHN PUMPED  
 STORAGE HYDRO**

CLIENT

**ILI (Highlands PSH)  
 Ltd.**

CONSULTANT

AECOM  
 1 Tanfield  
 EDINBURGH, EH3 5DA  
 +44 (0) 131 301 8600 tel  
 +44 (0) 131 301 8699 fax  
 www.aecom.com

NOTES

- ALL WORKS TO BE EXECUTED IN ACCORDANCE WITH THE SPECIFICATION FOR HIGHWAY WORKS - THE MANUAL OF CONTRACT DOCUMENTS FOR HIGHWAY WORKS, DESIGN MANUAL FOR ROADS AND BRIDGES, TRAFFIC SIGNS MANUAL AND LOCAL COUNCIL GUIDELINES.
- ALL DIMENSIONS ARE IN MILLIMETRES UNLESS STATED OTHERWISE. ALL LEVELS ARE IN METRES AND RELATE TO ORDNANCE DATUM.
- DO NOT SCALE FROM ANY DRAWING. WORK TO FIGURED DIMENSIONS ONLY. ANY DISCREPANCIES IN DIMENSION ARE TO BE REFERRED TO THE DESIGNER BEFORE WORK IS PUT TO HAND.
- ALL DIMENSIONS AND LEVELS ARE TO BE CHECKED ON SITE BY THE CONTRACTOR PRIOR TO PREPARING ANY WORKING DRAWINGS OR COMMENCING ON SITE.
- ALL WORKS BY THE CONTRACTOR MUST BE CARRIED OUT IN SUCH A WAY THAT ALL REQUIREMENTS UNDER THE HEALTH AND SAFETY AT WORK ACT ARE SATISFIED.
- ALL WORK IS TO BE CARRIED OUT IN COMPLIANCE WITH THE REQUIREMENTS OF THE STATUTORY AUTHORITIES AND CONSTRUCTION DESIGN AND MANAGEMENT REGULATIONS.
- DRAWING BASE RECEIVED FROM EMAPSITE. AECOM CANNOT GUARANTEE THEIR ACCURACY. CONTRACTOR TO SATISFY THEMSELVES AS TO THE ACCURACY OF SUCH INFORMATION.

ISSUE/REVISION

I/R	DATE	DESCRIPTION

KEY PLAN

PROJECT NUMBER


60570241

SHEET TITLE


B862 TO B852  
 SPA LOW LOADER WITH VOLVO R70D  
 SHEET 13 OF 18

SHEET NUMBER

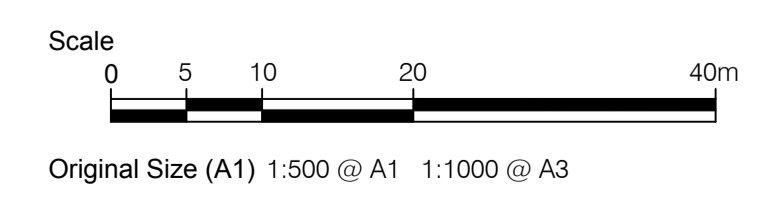
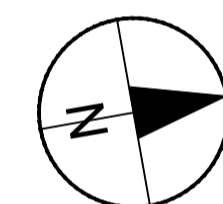
60570241-SKE-C-0068



**VIEWPORT 25**

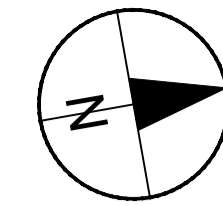


**VIEWPORT 26**



Filename: F:\PROJECTS\DEVELOPMENT - RED JOHN PSH EIA\03 EXECUTION\04 CAD\25-SKETCHES\60570241-SKE-C-0068T00073.DWG  
 Last saved by: SWANSONAJ Last Potted: 2018-10-11

This drawing has been prepared for the use of AECOM's client. It may not be used, modified, reproduced or relied upon by third parties, except as agreed by AECOM or as required by law. AECOM accepts no responsibility, and denies any liability, whatsoever, to any party that uses or relies on this drawing without AECOM's express written consent. All measurements must be obtained from the stated dimensions.



- NOTES**
1. ALL WORKS TO BE EXECUTED IN ACCORDANCE WITH THE SPECIFICATION FOR HIGHWAY WORKS - THE MANUAL OF CONTRACT DOCUMENTS FOR HIGHWAY WORKS, DESIGN MANUAL FOR ROADS AND BRIDGES, TRAFFIC SIGNS MANUAL AND LOCAL COUNCIL GUIDELINES.
  2. ALL DIMENSIONS ARE IN MILLIMETRES UNLESS STATED OTHERWISE. ALL LEVELS ARE IN METRES AND RELATE TO ORDNANCE DATUM.
  3. DO NOT SCALE FROM ANY DRAWING. WORK TO FIGURED DIMENSIONS ONLY. ANY DISCREPANCIES IN DIMENSION ARE TO BE REFERRED TO THE DESIGNER BEFORE WORK IS PUT TO HAND.
  4. ALL DIMENSIONS AND LEVELS ARE TO BE CHECKED ON SITE BY THE CONTRACTOR PRIOR TO PREPARING ANY WORKING DRAWINGS OR COMMENCING ON SITE.
  5. ALL WORKS BY THE CONTRACTOR MUST BE CARRIED OUT IN SUCH A WAY THAT ALL REQUIREMENTS UNDER THE HEALTH AND SAFETY AT WORK ACT ARE SATISFIED.
  6. ALL WORK IS TO BE CARRIED OUT IN COMPLIANCE WITH THE REQUIREMENTS OF THE STATUTORY AUTHORITIES AND CONSTRUCTION DESIGN AND MANAGEMENT REGULATIONS.
  7. DRAWING BASE RECEIVED FROM EMAPSITE. AECOM CANNOT GUARANTEE THEIR ACCURACY. CONTRACTOR TO SATISFY THEMSELVES AS TO THE ACCURACY OF SUCH INFORMATION.

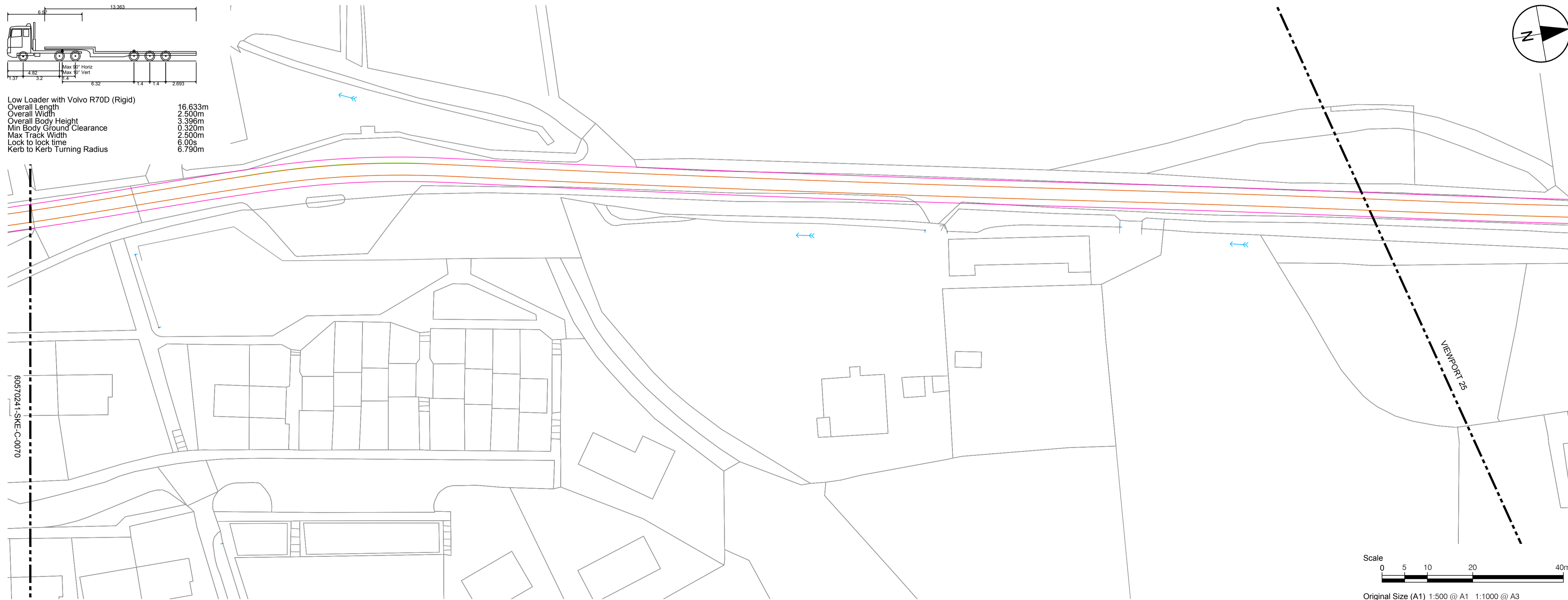
**ISSUE/REVISION**

I/R	DATE	DESCRIPTION

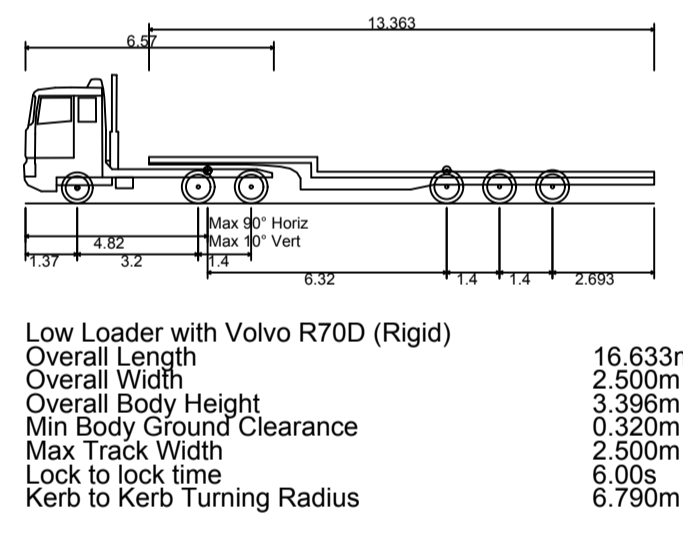
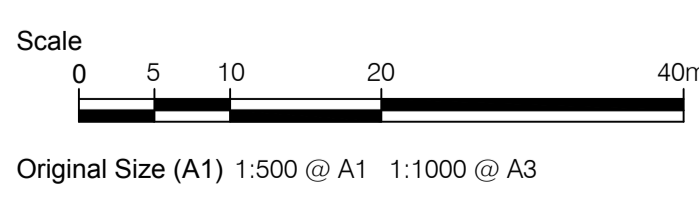
**KEY PLAN**



**VIEWPORT 27**

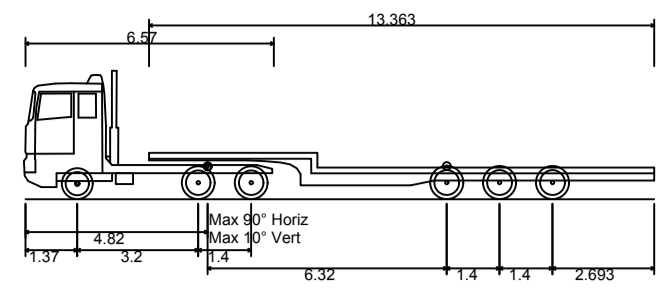


**VIEWPORT 28**



Low Loader with Volvo R70D (Rigid)  
 Overall Length 16.633m  
 Overall Width 2.500m  
 Overall Body Height 3.396m  
 Min Body Ground Clearance 0.320m  
 Max Track Width 2.500m  
 Lock to lock time 6.00s  
 Kerb to Kerb Turning Radius 6.790m

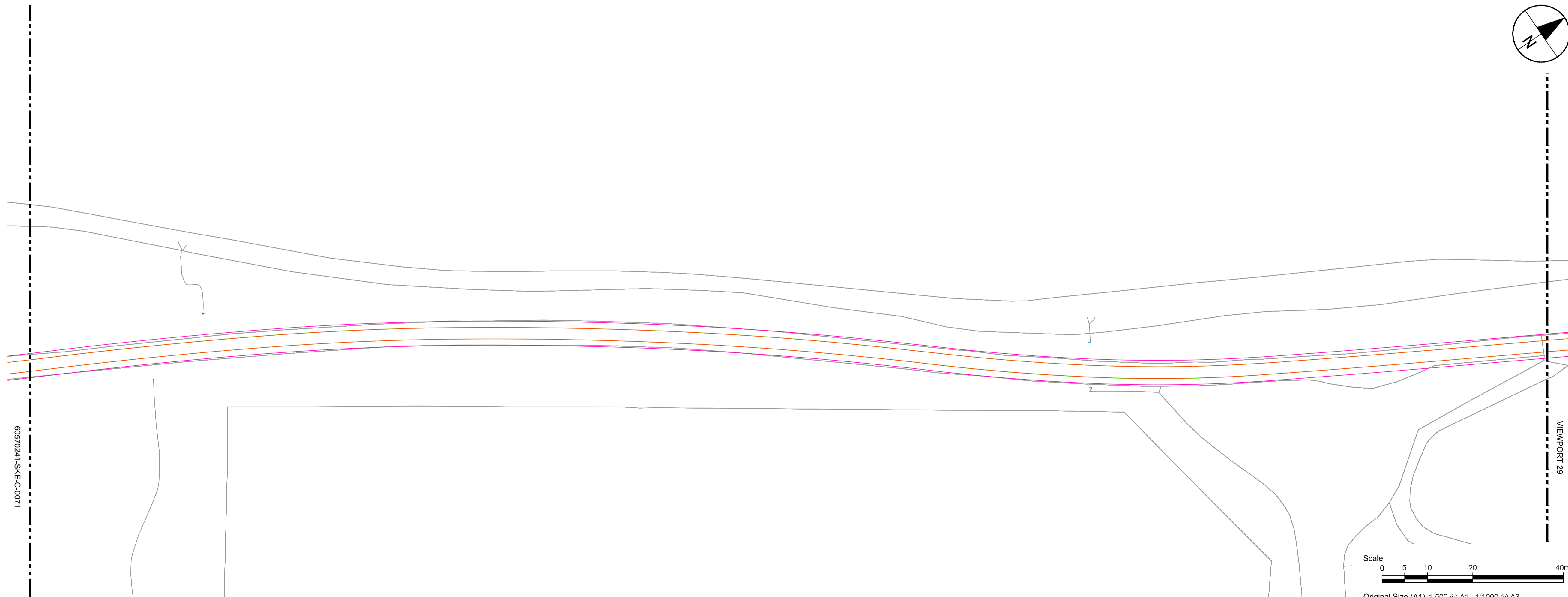
This drawing has been prepared for the use of AECOM's client. It may not be used, modified, reproduced or relied upon by third parties, except as agreed by AECOM or as required by law. AECOM accepts no responsibility, and denies any liability, whatsoever, to any party that uses or relies on this drawing without AECOM's express written consent. Do not scale this document. All measurements must be obtained from the stated dimensions.



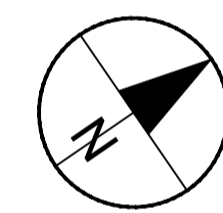
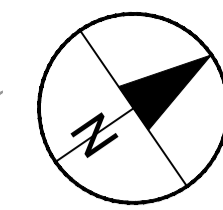
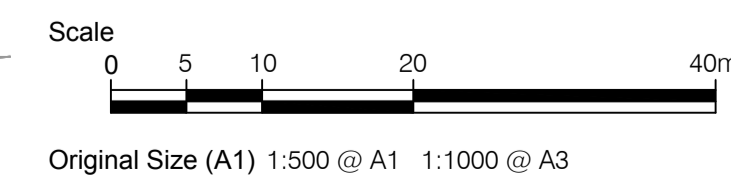
Low Loader with Volvo R70D (Rigid)  
 Overall Length 16.633m  
 Overall Width 2.500m  
 Overall Body Height 2.500m  
 Min Body Ground Clearance 0.320m  
 Max Track Width 2.500m  
 Lock to lock time 6.00s  
 Kerb to Kerb Turning Radius 6.790m



VIEWPORT 29



VIEWPORT 30



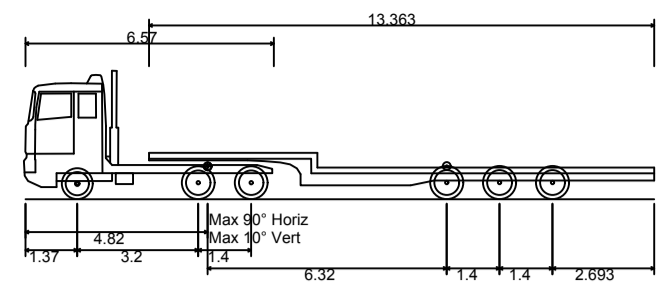
- NOTES**
1. ALL WORKS TO BE EXECUTED IN ACCORDANCE WITH THE SPECIFICATION FOR HIGHWAY WORKS - THE MANUAL OF CONTRACT DOCUMENTS FOR HIGHWAY WORKS, DESIGN MANUAL FOR ROADS AND BRIDGES, TRAFFIC SIGNS MANUAL AND LOCAL COUNCIL GUIDELINES.
  2. ALL DIMENSIONS ARE IN MILLIMETRES UNLESS STATED OTHERWISE. ALL LEVELS ARE IN METRES AND RELATE TO ORDNANCE DATUM.
  3. DO NOT SCALE FROM ANY DRAWING. WORK TO FIGURED DIMENSIONS ONLY. ANY DISCREPANCIES IN DIMENSION ARE TO BE REFERRED TO THE DESIGNER BEFORE WORK IS PUT TO HAND.
  4. ALL DIMENSIONS AND LEVELS ARE TO BE CHECKED ON SITE BY THE CONTRACTOR PRIOR TO PREPARING ANY WORKING DRAWINGS OR COMMENCING ON SITE.
  5. ALL WORKS BY THE CONTRACTOR MUST BE CARRIED OUT IN SUCH A WAY THAT ALL REQUIREMENTS UNDER THE HEALTH AND SAFETY AT WORK ACT ARE SATISFIED.
  6. ALL WORK IS TO BE CARRIED OUT IN COMPLIANCE WITH THE REQUIREMENTS OF THE STATUTORY AUTHORITIES AND CONSTRUCTION DESIGN AND MANAGEMENT REGULATIONS.
  7. DRAWING BASE RECEIVED FROM EMAPSITE. AECOM CANNOT GUARANTEE THEIR ACCURACY. CONTRACTOR TO SATISFY THEMSELVES AS TO THE ACCURACY OF SUCH INFORMATION.

**ISSUE/REVISION**

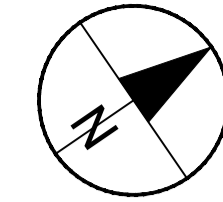
I/R	DATE	DESCRIPTION

**KEY PLAN**

This drawing has been prepared for the use of AECOM's client. It may not be used, modified, reproduced or relied upon by third parties, except as agreed by AECOM or as required by law. AECOM accepts no responsibility, and denies any liability, whatsoever, to any party that uses or relies on this drawing without AECOM's express written consent. Do not scale this document. All measurements must be obtained from the stated dimensions.



Low Loader with Volvo R70D (Rigid)  
 Overall Length 16.633m  
 Overall Width 2.500m  
 Overall Body Height 3.580m  
 Min Body Ground Clearance 0.320m  
 Max Track Width 2.500m  
 Lock to lock time 6.00s  
 Kerb to Kerb Turning Radius 6.790m



**PROJECT**  
 ILI PORTFOLIO EIA  
 RED JOHN PUMPED  
 STORAGE HYDRO

**CLIENT**  
 ILI (Highlands PSH)  
 Ltd.

**CONSULTANT**  
 AECOM  
 1 Tanfield  
 EDINBURGH, EH3 5DA  
 +44 (0) 131 301 8600 tel  
 +44 (0) 131 301 8699 fax  
 www.aecom.com

- NOTES**
1. ALL WORKS TO BE EXECUTED IN ACCORDANCE WITH THE SPECIFICATION FOR HIGHWAY WORKS - THE MANUAL OF CONTRACT DOCUMENTS FOR HIGHWAY WORKS, DESIGN MANUAL FOR ROADS AND BRIDGES, TRAFFIC SIGNS MANUAL AND LOCAL COUNCIL GUIDELINES.
  2. ALL DIMENSIONS ARE IN MILLIMETRES UNLESS STATED OTHERWISE. ALL LEVELS ARE IN METRES AND RELATE TO ORDNANCE DATUM.
  3. DO NOT SCALE FROM ANY DRAWING. WORK TO FIGURED DIMENSIONS ONLY. ANY DISCREPANCIES IN DIMENSION ARE TO BE REFERRED TO THE DESIGNER BEFORE WORK IS PUT TO HAND.
  4. ALL DIMENSIONS AND LEVELS ARE TO BE CHECKED ON SITE BY THE CONTRACTOR PRIOR TO PREPARING ANY WORKING DRAWINGS OR COMMENCING ON SITE.
  5. ALL WORKS BY THE CONTRACTOR MUST BE CARRIED OUT IN SUCH A WAY THAT ALL REQUIREMENTS UNDER THE HEALTH AND SAFETY AT WORK ACT ARE SATISFIED.
  6. ALL WORK IS TO BE CARRIED OUT IN COMPLIANCE WITH THE REQUIREMENTS OF THE STATUTORY AUTHORITIES AND CONSTRUCTION DESIGN AND MANAGEMENT REGULATIONS.
  7. DRAWING BASE RECEIVED FROM EMAPSITE. AECOM CANNOT GUARANTEE THEIR ACCURACY. CONTRACTOR TO SATISFY THEMSELVES AS TO THE ACCURACY OF SUCH INFORMATION.

**ISSUE/REVISION**

I/R	DATE	DESCRIPTION

**KEY PLAN**


**PROJECT NUMBER**  
 60570241

**SHEET TITLE**  
 B862 TO B852  
 SPA LOW LOADER WITH VOLVO R70D  
 SHEET 16 OF 18

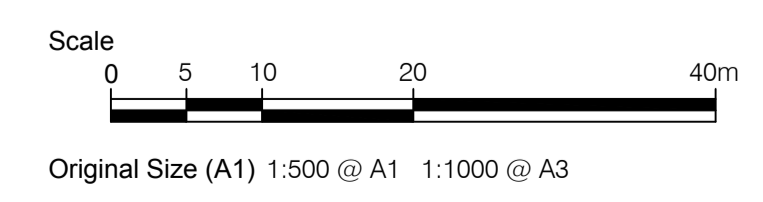
**SHEET NUMBER**  
 60570241-SKE-C-0071



**VIEWPORT 31**

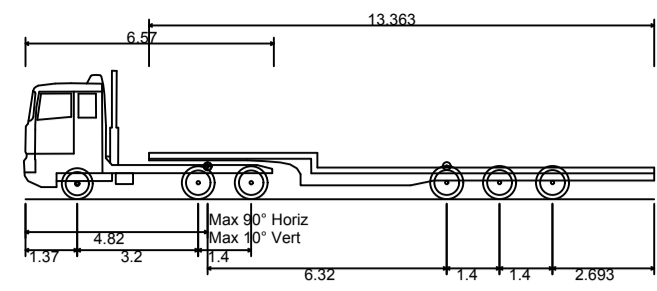


**VIEWPORT 32**

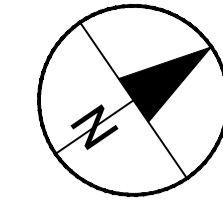


This drawing has been prepared for the use of AECOM's client. It may not be used, modified, reproduced or relied upon by third parties, except as agreed by AECOM or as required by law. AECOM accepts no responsibility, and denies any liability, whatsoever, to any party that uses or relies on this drawing without AECOM's express written consent. All measurements must be obtained from the stated dimensions.

ISO A1 594mm x 841mm  
 Approved: \_\_\_\_\_  
 Checked: \_\_\_\_\_  
 Designer: \_\_\_\_\_  
 Project Management Initials: \_\_\_\_\_



Low Loader with Volvo R70D (Rigid)  
 Overall Length 16.633m  
 Overall Width 2.500m  
 Overall Body Height 3.390m  
 Min Body Ground Clearance 0.320m  
 Max Track Width 2.500m  
 Lock to lock time 6.00s  
 Kerb to Kerb Turning Radius 6.790m



# AECOM

**PROJECT**  
 ILI PORTFOLIO EIA  
 RED JOHN PUMPED  
 STORAGE HYDRO

**CLIENT**  
 ILI (Highlands PSH)  
 Ltd.

**CONSULTANT**  
 AECOM  
 1 Tanfield  
 EDINBURGH, EH3 5DA  
 +44 (0) 131 301 8600 tel  
 +44 (0) 131 301 8699 fax  
 www.aecom.com

- NOTES**
1. ALL WORKS TO BE EXECUTED IN ACCORDANCE WITH THE SPECIFICATION FOR HIGHWAY WORKS - THE MANUAL OF CONTRACT DOCUMENTS FOR HIGHWAY WORKS, DESIGN MANUAL FOR ROADS AND BRIDGES, TRAFFIC SIGNS MANUAL AND LOCAL COUNCIL GUIDELINES.
  2. ALL DIMENSIONS ARE IN MILLIMETRES UNLESS STATED OTHERWISE. ALL LEVELS ARE IN METRES AND RELATE TO ORDNANCE DATUM.
  3. DO NOT SCALE FROM ANY DRAWING. WORK TO FIGURED DIMENSIONS ONLY. ANY DISCREPANCIES IN DIMENSION ARE TO BE REFERRED TO THE DESIGNER BEFORE WORK IS PUT TO HAND.
  4. ALL DIMENSIONS AND LEVELS ARE TO BE CHECKED ON SITE BY THE CONTRACTOR PRIOR TO PREPARING ANY WORKING DRAWINGS OR COMMENCING ON SITE.
  5. ALL WORKS BY THE CONTRACTOR MUST BE CARRIED OUT IN SUCH A WAY THAT ALL REQUIREMENTS UNDER THE HEALTH AND SAFETY AT WORK ACT ARE SATISFIED.
  6. ALL WORK IS TO BE CARRIED OUT IN COMPLIANCE WITH THE REQUIREMENTS OF THE STATUTORY AUTHORITIES AND CONSTRUCTION DESIGN AND MANAGEMENT REGULATIONS.
  7. DRAWING BASE RECEIVED FROM EMAPSITE. AECOM CANNOT GUARANTEE THEIR ACCURACY. CONTRACTOR TO SATISFY THEMSELVES AS TO THE ACCURACY OF SUCH INFORMATION.

**ISSUE/REVISION**


I/R	DATE	DESCRIPTION

**KEY PLAN**

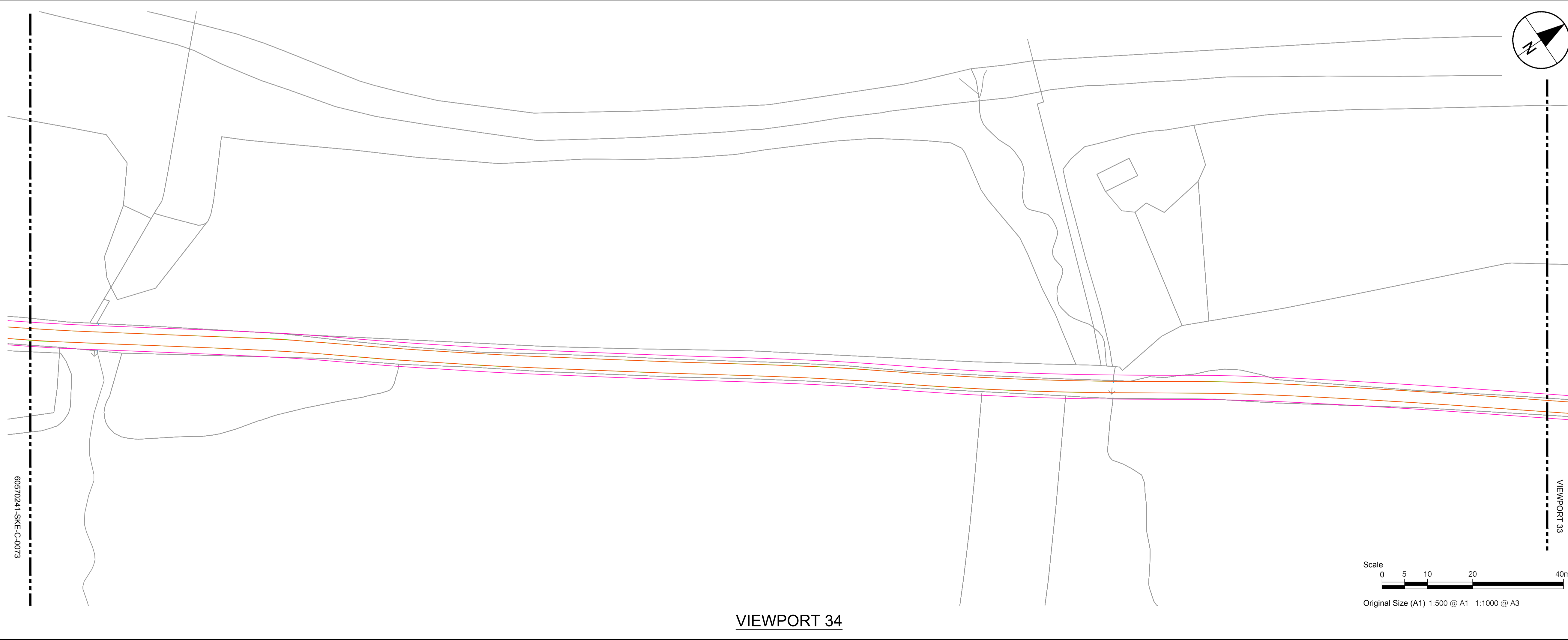
**PROJECT NUMBER**  
 60570241

**SHEET TITLE**  
 B862 TO B852  
 SPA LOW LOADER WITH VOLVO R70D  
 SHEET 17 OF 18

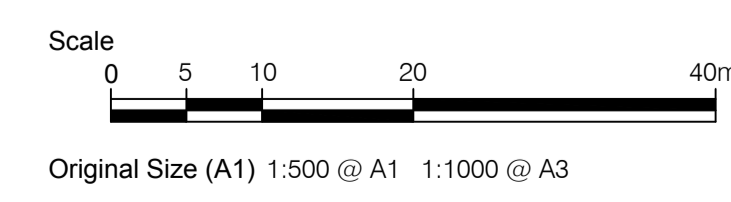
**SHEET NUMBER**  
 60570241-SKE-C-0072



VIEWPORT 34



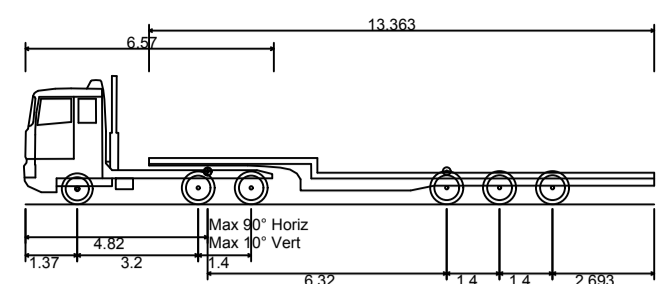
VIEWPORT 33



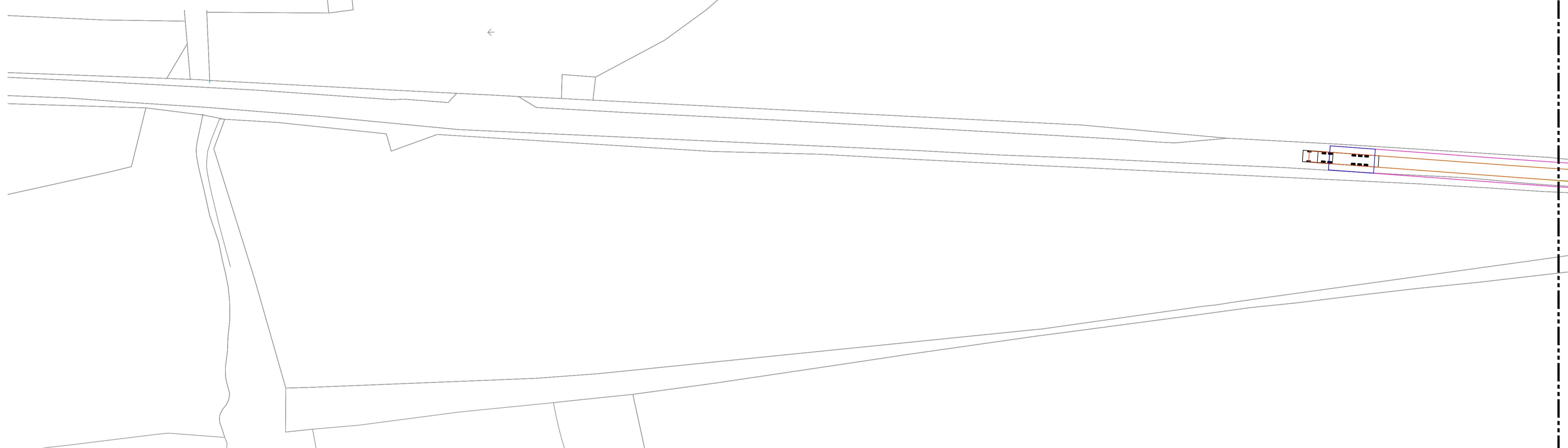

Filename: F:\PROJECTS\DEVELOPMENT - RED JOHN PSH EIA\03 EXECUTION\04 CAD\25-SKETCHES\06570241-SKE-C-0065T00073.DWG  
 Last saved by: SWANSONAJ Last Potted: 2018-10-11

This drawing has been prepared for the use of AECOM's client. It may not be used, modified, reproduced or relied upon by third parties, except as agreed by AECOM or as required by law. AECOM accepts no responsibility, and denies any liability, whatsoever, to any party that uses or relies on this drawing without AECOM's express written consent. All measurements must be obtained from the stated dimensions.

ISO A1 594mm x 841mm  
 Approved: \_\_\_\_\_  
 Checked: \_\_\_\_\_  
 Designer: \_\_\_\_\_  
 Project Management Initials: \_\_\_\_\_



Low Loader with Volvo R70D (Rigid)  
 Overall Length 16.633m  
 Overall Width 2.500m  
 Overall Body Height 3.390m  
 Min Body Ground Clearance 0.320m  
 Max Track Width 2.500m  
 Lock to lock time 6.00s  
 Kerb to Kerb Turning Radius 6.790m



VIEWPORT 35

60570241-SKE-C-0073

This drawing has been prepared for the use of AECOM's client. It may not be used, modified, reproduced or relied upon by third parties, except as agreed by AECOM or as required by law. AECOM accepts no responsibility, and denies any liability, whatsoever, to any party that uses or relies on this drawing without AECOM's express written consent. All measurements must be obtained from the stated dimensions.



**PROJECT**

**ILI PORTFOLIO EIA  
 RED JOHN PUMPED  
 STORAGE HYDRO**

**CLIENT**

**ILI (Highlands PSH)  
 Ltd.**

**CONSULTANT**

AECOM  
 1 Tanfield  
 EDINBURGH, EH3 5DA  
 +44 (0) 131 301 8600 tel  
 +44 (0) 131 301 8699 fax  
 www.aecom.com

**NOTES**

1. ALL WORKS TO BE EXECUTED IN ACCORDANCE WITH THE SPECIFICATION FOR HIGHWAY WORKS - THE MANUAL OF CONTRACT DOCUMENTS FOR HIGHWAY WORKS, DESIGN MANUAL FOR ROADS AND BRIDGES, TRAFFIC SIGNS MANUAL AND LOCAL COUNCIL GUIDELINES.
2. ALL DIMENSIONS ARE IN MILLIMETRES UNLESS STATED OTHERWISE. ALL LEVELS ARE IN METRES AND RELATE TO ORDNANCE DATUM.
3. DO NOT SCALE FROM ANY DRAWING. WORK TO FIGURED DIMENSIONS ONLY. ANY DISCREPANCIES IN DIMENSION ARE TO BE REFERRED TO THE DESIGNER BEFORE WORK IS PUT TO HAND.
4. ALL DIMENSIONS AND LEVELS ARE TO BE CHECKED ON SITE BY THE CONTRACTOR PRIOR TO PREPARING ANY WORKING DRAWINGS OR COMMENCING ON SITE.
5. ALL WORKS BY THE CONTRACTOR MUST BE CARRIED OUT IN SUCH A WAY THAT ALL REQUIREMENTS UNDER THE HEALTH AND SAFETY AT WORK ACT ARE SATISFIED.
6. ALL WORK IS TO BE CARRIED OUT IN COMPLIANCE WITH THE REQUIREMENTS OF THE STATUTORY AUTHORITIES AND CONSTRUCTION DESIGN AND MANAGEMENT REGULATIONS.
7. DRAWING BASE RECEIVED FROM EMAPSITE. AECOM CANNOT GUARANTEE THEIR ACCURACY. CONTRACTOR TO SATISFY THEMSELVES AS TO THE ACCURACY OF SUCH INFORMATION.

**ISSUE/REVISION**

I/R	DATE	DESCRIPTION

**KEY PLAN**

**PROJECT NUMBER**

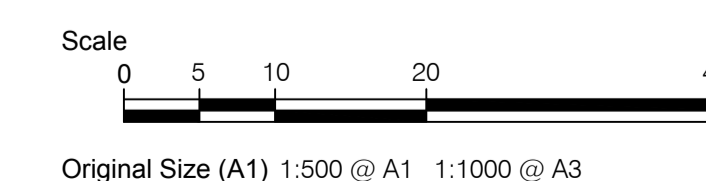
60570241

**SHEET TITLE**

B862 TO B852  
 SPA LOW LOADER WITH VOLVO R70D  
 SHEET 18 OF 18

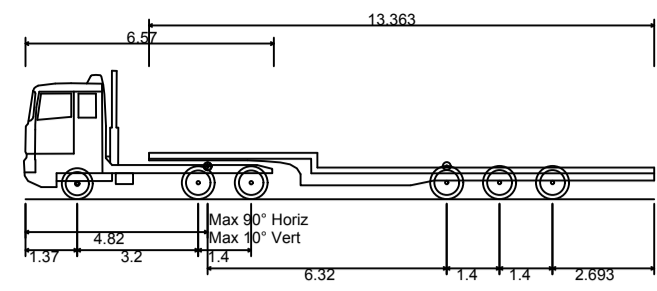
**SHEET NUMBER**

60570241-SKE-C-0073

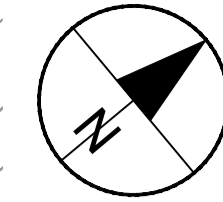


Filename: F:\PROJECTS\DEVELOPMENT - RED JOHN PSH EIA\03 EXECUTION\04 CAD\25-SKETCHES\60570241-SKE-C-0065TO0073.DWG  
 Last saved by: SWANSONAJ Last Potted: 2016-10-11

ISO A1 594mm x 841mm  
 Approved: \_\_\_\_\_  
 Checked: \_\_\_\_\_  
 Designer: \_\_\_\_\_  
 Project Management Initials: \_\_\_\_\_



Low Loader with Volvo R100E (Rigid)	16.633m
Overall Length	2.500m
Overall Width	3.960m
Overall Body Height	0.320m
Min Body Ground Clearance	2.500m
Max Track Width	6.00s
Lock to lock time	6.790m
Kerb to Kerb Turning Radius	



# AECOM

PROJECT

**ILI PORTFOLIO EIA  
 RED JOHN PUMPED  
 STORAGE HYDRO**

CLIENT

**ILI (Highlands PSH)  
 Ltd.**

CONSULTANT

AECOM  
 1 Tanfield  
 EDINBURGH, EH3 5DA  
 +44 (0) 131 301 8600 tel  
 +44 (0) 131 301 8699 fax  
 www.aecom.com

NOTES

- ALL WORKS TO BE EXECUTED IN ACCORDANCE WITH THE SPECIFICATION FOR HIGHWAY WORKS - THE MANUAL OF CONTRACT DOCUMENTS FOR HIGHWAY WORKS, DESIGN MANUAL FOR ROADS AND BRIDGES, TRAFFIC SIGNS MANUAL AND LOCAL COUNCIL GUIDELINES.
- ALL DIMENSIONS ARE IN MILLIMETRES UNLESS STATED OTHERWISE. ALL LEVELS ARE IN METRES AND RELATE TO ORDNANCE DATUM.
- DO NOT SCALE FROM ANY DRAWING. WORK TO FIGURED DIMENSIONS ONLY. ANY DISCREPANCIES IN DIMENSION ARE TO BE REFERRED TO THE DESIGNER BEFORE WORK IS PUT TO HAND.
- ALL DIMENSIONS AND LEVELS ARE TO BE CHECKED ON SITE BY THE CONTRACTOR PRIOR TO PREPARING ANY WORKING DRAWINGS OR COMMENCING ON SITE.
- ALL WORKS BY THE CONTRACTOR MUST BE CARRIED OUT IN SUCH A WAY THAT ALL REQUIREMENTS UNDER THE HEALTH AND SAFETY AT WORK ACT ARE SATISFIED.
- ALL WORK IS TO BE CARRIED OUT IN COMPLIANCE WITH THE REQUIREMENTS OF THE STATUTORY AUTHORITIES AND CONSTRUCTION DESIGN AND MANAGEMENT REGULATIONS.
- DRAWING BASE RECEIVED FROM EMAPSITE. AECOM CANNOT GUARANTEE THEIR ACCURACY. CONTRACTOR TO SATISFY THEMSELVES AS TO THE ACCURACY OF SUCH INFORMATION.

ISSUE/REVISION

I/R	DATE	DESCRIPTION

KEY PLAN

PROJECT NUMBER

60570241

SHEET TITLE

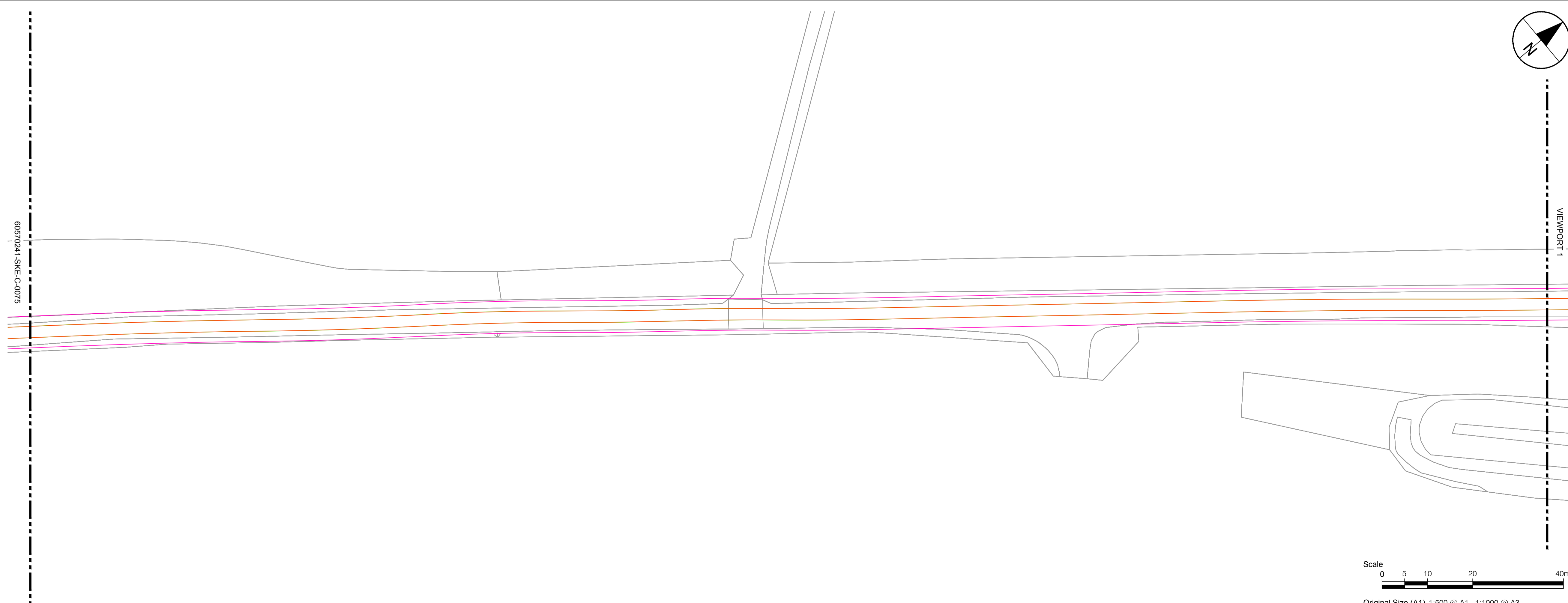
B862 TO B852  
 SPA LOW LOADER WITH VOLVO R100E  
 SHEET 1 OF 18

SHEET NUMBER

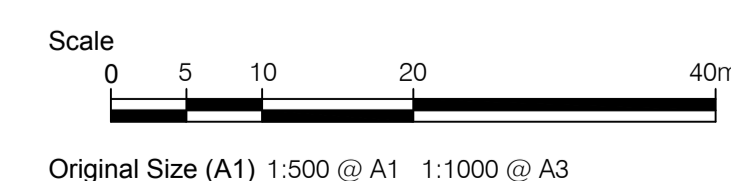
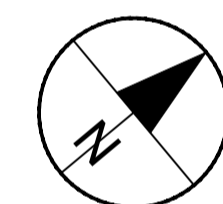
60570241-SKE-C-0074



VIEWPORT 1



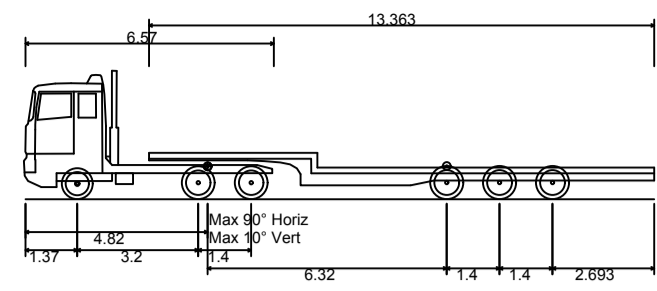
VIEWPORT 2



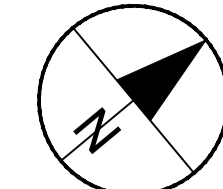
Filename: F:\PROJECTS\DEVELOPMENT - RED JOHN PSH EIA\03 EXECUTION\04 CAD\25-SKETCHES\06570241-SKE-C-0074\TO0091.DWG  
 Last saved by: SWANSONAU Last Potted: 2018-10-11

This drawing has been prepared for the use of AECOM's client. It may not be used, modified, reproduced or relied upon by third parties, except as agreed by AECOM or as required by law. AECOM accepts no responsibility, and denies any liability, whatsoever, to any party that uses or relies on this drawing without AECOM's express written consent. All measurements must be obtained from the stated dimensions.

ISO A1 594mm x 841mm  
 Approved: \_\_\_\_\_  
 Checked: \_\_\_\_\_  
 Designer: \_\_\_\_\_  
 Project Management Initials: \_\_\_\_\_



Low Loader with Volvo R100E (Rigid)  
 Overall Length 16.633m  
 Overall Width 2.500m  
 Overall Body Height 3.390m  
 Min Body Ground Clearance 0.320m  
 Max Track Width 2.500m  
 Lock to lock time 6.00s  
 Kerb to Kerb Turning Radius 6.790m



60570241-SKE-C-0074



**PROJECT**  
 ILI PORTFOLIO EIA  
 RED JOHN PUMPED  
 STORAGE HYDRO

**CLIENT**  
 ILI (Highlands PSH)  
 Ltd.

**CONSULTANT**  
 AECOM  
 1 Tanfield  
 EDINBURGH, EH3 5DA  
 +44 (0) 131 301 8600 tel  
 +44 (0) 131 301 8699 fax  
 www.aecom.com

- NOTES**
1. ALL WORKS TO BE EXECUTED IN ACCORDANCE WITH THE SPECIFICATION FOR HIGHWAY WORKS - THE MANUAL OF CONTRACT DOCUMENTS FOR HIGHWAY WORKS, DESIGN MANUAL FOR ROADS AND BRIDGES, TRAFFIC SIGNS MANUAL AND LOCAL COUNCIL GUIDELINES.
  2. ALL DIMENSIONS ARE IN MILLIMETRES UNLESS STATED OTHERWISE. ALL LEVELS ARE IN METRES AND RELATE TO ORDNANCE DATUM.
  3. DO NOT SCALE FROM ANY DRAWING. WORK TO FIGURED DIMENSIONS ONLY. ANY DISCREPANCIES IN DIMENSION ARE TO BE REFERRED TO THE DESIGNER BEFORE WORK IS PUT TO HAND.
  4. ALL DIMENSIONS AND LEVELS ARE TO BE CHECKED ON SITE BY THE CONTRACTOR PRIOR TO PREPARING ANY WORKING DRAWINGS OR COMMENCING ON SITE.
  5. ALL WORKS BY THE CONTRACTOR MUST BE CARRIED OUT IN SUCH A WAY THAT ALL REQUIREMENTS UNDER THE HEALTH AND SAFETY AT WORK ACT ARE SATISFIED.
  6. ALL WORK IS TO BE CARRIED OUT IN COMPLIANCE WITH THE REQUIREMENTS OF THE STATUTORY AUTHORITIES AND CONSTRUCTION DESIGN AND MANAGEMENT REGULATIONS.
  7. DRAWING BASE RECEIVED FROM EMAPSITE. AECOM CANNOT GUARANTEE THEIR ACCURACY. CONTRACTOR TO SATISFY THEMSELVES AS TO THE ACCURACY OF SUCH INFORMATION.

**ISSUE/REVISION**


I/R	DATE	DESCRIPTION

**KEY PLAN**

**PROJECT NUMBER**  
 60570241

**SHEET TITLE**  
 B862 TO B852  
 SPA LOW LOADER WITH VOLVO R100E  
 SHEET 2 OF 18

**SHEET NUMBER**  
 60570241-SKE-C-0075



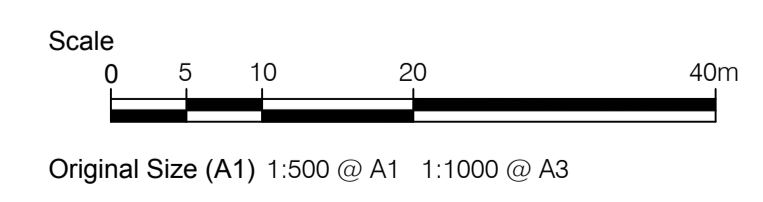
VIEWPORT 3



VIEWPORT 3



VIEWPORT 4

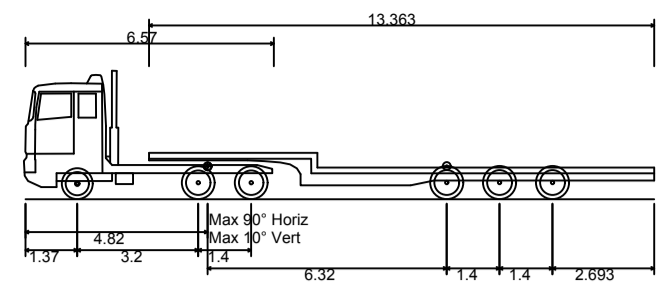


Filename: F:\PROJECTS\DEVELOPMENT - RED JOHN PSH EIA\03 EXECUTION\04 CAD\25-SKETCHES\60570241-SKE-C-0074\TO0091.DWG  
 Last saved by: SWANSONAJ Last Potted: 2018-10-11

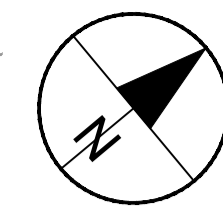
This drawing has been prepared for the use of AECOM's client. It may not be used, modified, reproduced or relied upon by third parties, except as agreed by AECOM or as required by law. AECOM accepts no responsibility, and denies any liability, whatsoever, to any party that uses or relies on this drawing without AECOM's express written consent. All measurements must be obtained from the stated dimensions.



ISO A1 594mm x 841mm  
 Approved: \_\_\_\_\_  
 Checked: \_\_\_\_\_  
 Designer: \_\_\_\_\_  
 Project Management Initials: \_\_\_\_\_



Low Loader with Volvo R100E (Rigid)  
 Overall Length 16.633m  
 Overall Width 2.500m  
 Overall Body Height 2.500m  
 Min Body Ground Clearance 0.320m  
 Max Track Width 2.500m  
 Lock to lock time 6.00s  
 Kerb to Kerb Turning Radius 6.790m



60570241-SKE-C-0075



**PROJECT**  
 ILI PORTFOLIO EIA  
 RED JOHN PUMPED  
 STORAGE HYDRO

**CLIENT**  
 ILI (Highlands PSH)  
 Ltd.

**CONSULTANT**  
 AECOM  
 1 Tanfield  
 EDINBURGH, EH3 5DA  
 +44 (0) 131 301 8600 tel  
 +44 (0) 131 301 8699 fax  
 www.aecom.com

- NOTES**
1. ALL WORKS TO BE EXECUTED IN ACCORDANCE WITH THE SPECIFICATION FOR HIGHWAY WORKS - THE MANUAL OF CONTRACT DOCUMENTS FOR HIGHWAY WORKS, DESIGN MANUAL FOR ROADS AND BRIDGES, TRAFFIC SIGNS MANUAL AND LOCAL COUNCIL GUIDELINES.
  2. ALL DIMENSIONS ARE IN MILLIMETRES UNLESS STATED OTHERWISE. ALL LEVELS ARE IN METRES AND RELATE TO ORDNANCE DATUM.
  3. DO NOT SCALE FROM ANY DRAWING. WORK TO FIGURED DIMENSIONS ONLY. ANY DISCREPANCIES IN DIMENSION ARE TO BE REFERRED TO THE DESIGNER BEFORE WORK IS PUT TO HAND.
  4. ALL DIMENSIONS AND LEVELS ARE TO BE CHECKED ON SITE BY THE CONTRACTOR PRIOR TO PREPARING ANY WORKING DRAWINGS OR COMMENCING ON SITE.
  5. ALL WORKS BY THE CONTRACTOR MUST BE CARRIED OUT IN SUCH A WAY THAT ALL REQUIREMENTS UNDER THE HEALTH AND SAFETY AT WORK ACT ARE SATISFIED.
  6. ALL WORK IS TO BE CARRIED OUT IN COMPLIANCE WITH THE REQUIREMENTS OF THE STATUTORY AUTHORITIES AND CONSTRUCTION DESIGN AND MANAGEMENT REGULATIONS.
  7. DRAWING BASE RECEIVED FROM EMAPSITE. AECOM CANNOT GUARANTEE THEIR ACCURACY. CONTRACTOR TO SATISFY THEMSELVES AS TO THE ACCURACY OF SUCH INFORMATION.

**ISSUE/REVISION**

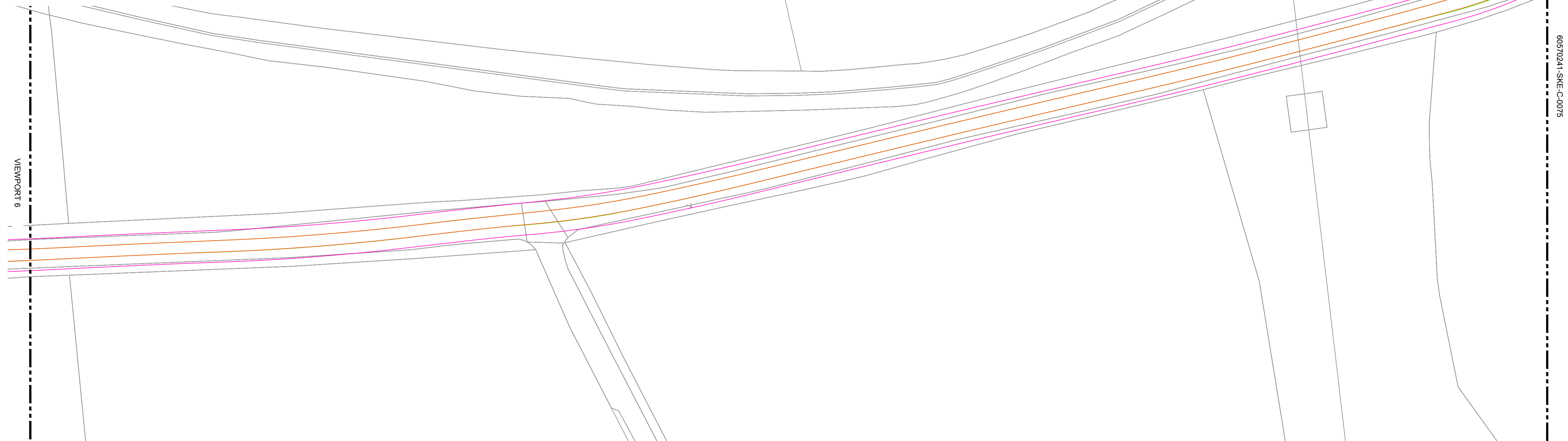
I/R	DATE	DESCRIPTION

**KEY PLAN**


**PROJECT NUMBER**  
 60570241

**SHEET TITLE**  
 B862 TO B852  
 SPA LOW LOADER WITH VOLVO R100E  
 SHEET 3 OF 18

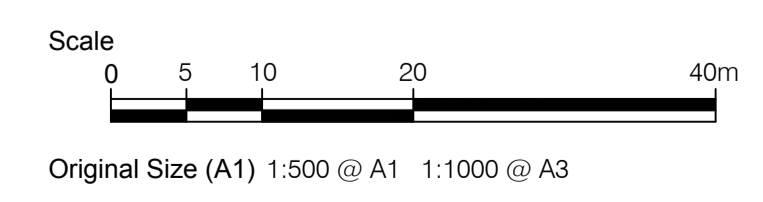
**SHEET NUMBER**  
 60570241-SKE-C-0076



VIEWPORT 5



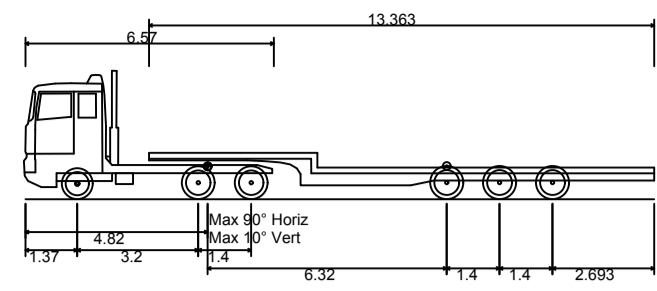
VIEWPORT 6



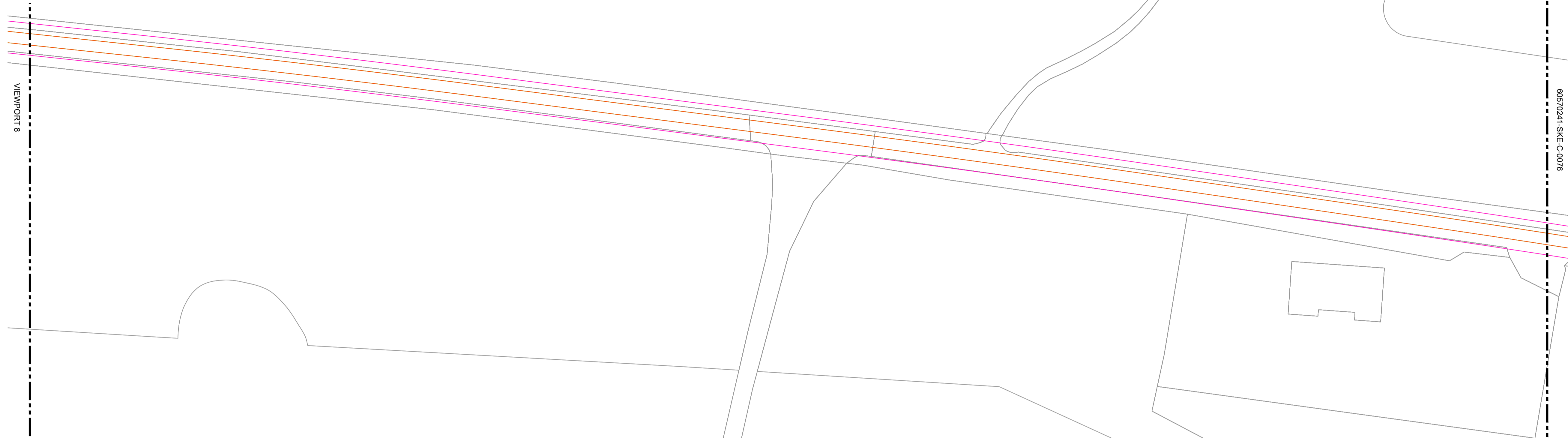
Filename: F:\PROJECTS\DEVELOPMENT - RED JOHN PSH EIA\03 EXECUTION\04 CAD25-SKETCHES\60570241-SKE-C-0074\T00091.DWG  
 Last saved by: SWANSONAJ Last Potted: 2016-10-11

This drawing has been prepared for the use of AECOM's client. It may not be used, modified, reproduced or relied upon by third parties, except as agreed by AECOM or as required by law. AECOM accepts no responsibility, and denies any liability, whatsoever, to any party that uses or relies on this drawing without AECOM's express written consent. All measurements must be obtained from the stated dimensions.

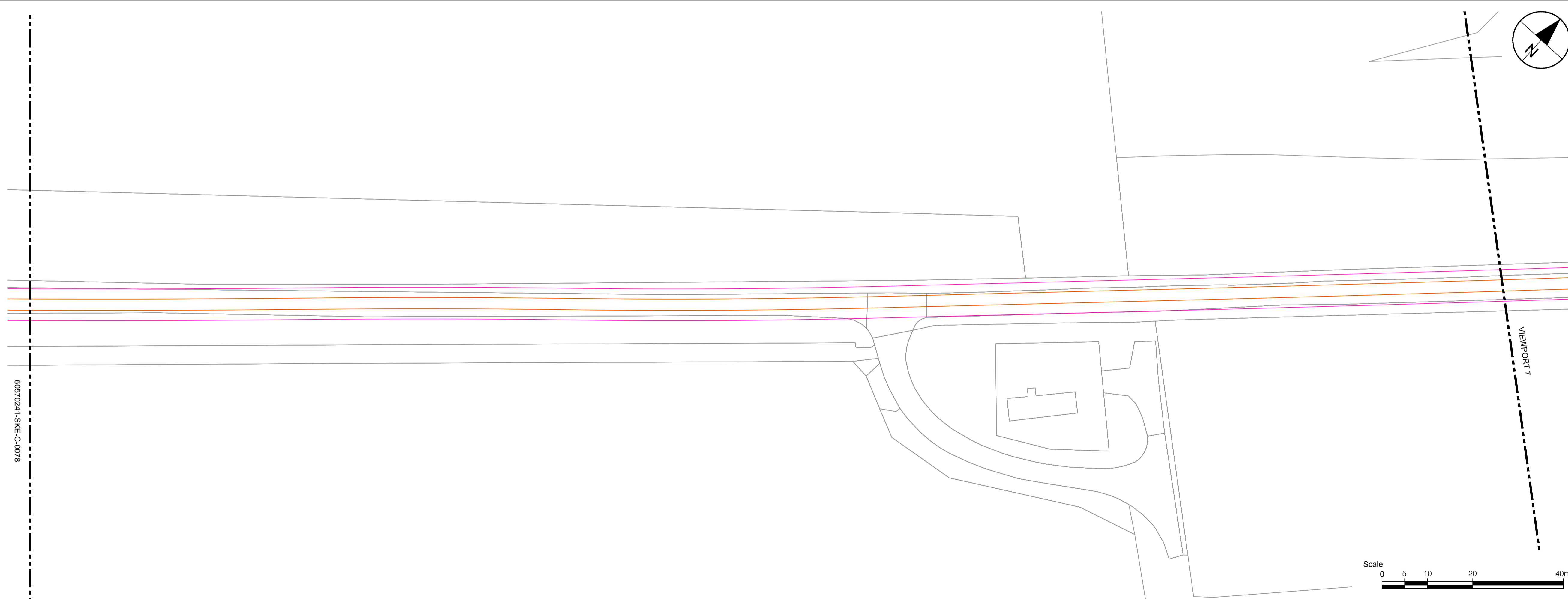
ISO A1 594mm x 841mm  
 Approved: \_\_\_\_\_  
 Checked: \_\_\_\_\_  
 Designer: \_\_\_\_\_  
 Project Management Initials: \_\_\_\_\_



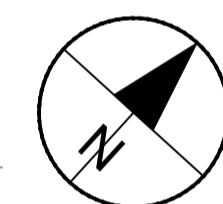
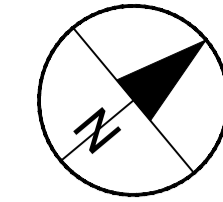
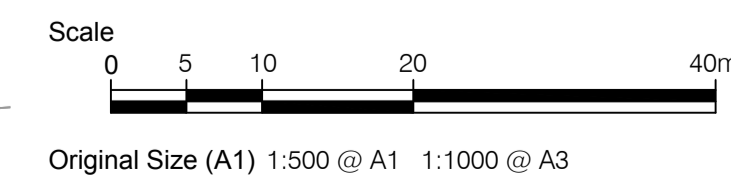
Low Loader with Volvo R100E (Rigid)  
 Overall Length 16.633m  
 Overall Width 2.500m  
 Overall Body Height 2.390m  
 Min Body Ground Clearance 0.320m  
 Max Track Width 2.500m  
 Lock to lock time 6.00s  
 Kerb to Kerb Turning Radius 6.790m



VIEWPORT 7



VIEWPORT 8



**PROJECT**  
 ILI PORTFOLIO EIA  
 RED JOHN PUMPED  
 STORAGE HYDRO

**CLIENT**  
 ILI (Highlands PSH)  
 Ltd.

**CONSULTANT**  
 AECOM  
 1 Tanfield  
 EDINBURGH, EH3 5DA  
 +44 (0) 131 301 8600 tel  
 +44 (0) 131 301 8699 fax  
 www.aecom.com

- NOTES**
1. ALL WORKS TO BE EXECUTED IN ACCORDANCE WITH THE SPECIFICATION FOR HIGHWAY WORKS - THE MANUAL OF CONTRACT DOCUMENTS FOR HIGHWAY WORKS, DESIGN MANUAL FOR ROADS AND BRIDGES, TRAFFIC SIGNS MANUAL AND LOCAL COUNCIL GUIDELINES.
  2. ALL DIMENSIONS ARE IN MILLIMETRES UNLESS STATED OTHERWISE. ALL LEVELS ARE IN METRES AND RELATE TO ORDNANCE DATUM.
  3. DO NOT SCALE FROM ANY DRAWING. WORK TO FIGURED DIMENSIONS ONLY. ANY DISCREPANCIES IN DIMENSION ARE TO BE REFERRED TO THE DESIGNER BEFORE WORK IS PUT TO HAND.
  4. ALL DIMENSIONS AND LEVELS ARE TO BE CHECKED ON SITE BY THE CONTRACTOR PRIOR TO PREPARING ANY WORKING DRAWINGS OR COMMENCING ON SITE.
  5. ALL WORKS BY THE CONTRACTOR MUST BE CARRIED OUT IN SUCH A WAY THAT ALL REQUIREMENTS UNDER THE HEALTH AND SAFETY AT WORK ACT ARE SATISFIED.
  6. ALL WORK IS TO BE CARRIED OUT IN COMPLIANCE WITH THE REQUIREMENTS OF THE STATUTORY AUTHORITIES AND CONSTRUCTION DESIGN AND MANAGEMENT REGULATIONS.
  7. DRAWING BASE RECEIVED FROM EMAPSITE. AECOM CANNOT GUARANTEE THEIR ACCURACY. CONTRACTOR TO SATISFY THEMSELVES AS TO THE ACCURACY OF SUCH INFORMATION.

**ISSUE/REVISION**

I/R	DATE	DESCRIPTION

**KEY PLAN**

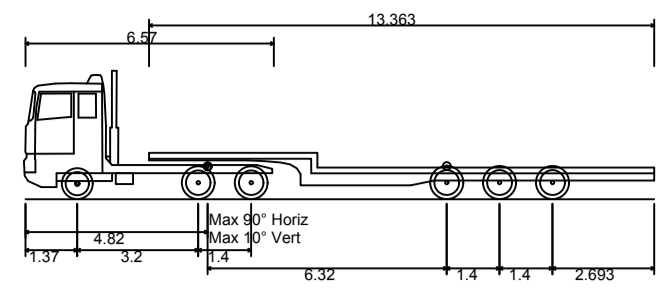
**PROJECT NUMBER**  
 60570241

**SHEET TITLE**  
 B862 TO B852  
 SPA LOW LOADER WITH VOLVO R100E  
 SHEET 4 OF 18

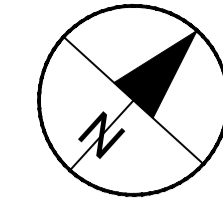
**SHEET NUMBER**  
 60570241-SKE-C-0078

This drawing has been prepared for the use of AECOM's client. It may not be used, modified, reproduced or relied upon by third parties, except as agreed by AECOM or as required by law. AECOM accepts no responsibility, and denies any liability, whatsoever, to any party that uses or relies on this drawing without AECOM's express written consent. All measurements must be obtained from the stated dimensions.

Filename: F:\PROJECTS\DEVELOPMENT - RED JOHN PSH EIA\03 EXECUTION\04 CAD\25-SKETCHES\60570241-SKE-C-0074\TO0091.DWG  
 Last saved by: SWANSONAJ Last Potted: 2018-10-11



Low Loader with Volvo R100E (Rigid)  
 Overall Length 16.633m  
 Overall Width 2.500m  
 Overall Body Height 2.590m  
 Min Body Ground Clearance 0.320m  
 Max Track Width 2.500m  
 Lock to lock time 6.00s  
 Kerb to Kerb Turning Radius 6.790m



- NOTES**
1. ALL WORKS TO BE EXECUTED IN ACCORDANCE WITH THE SPECIFICATION FOR HIGHWAY WORKS - THE MANUAL OF CONTRACT DOCUMENTS FOR HIGHWAY WORKS, DESIGN MANUAL FOR ROADS AND BRIDGES, TRAFFIC SIGNS MANUAL AND LOCAL COUNCIL GUIDELINES.
  2. ALL DIMENSIONS ARE IN MILLIMETRES UNLESS STATED OTHERWISE. ALL LEVELS ARE IN METRES AND RELATE TO ORDNANCE DATUM.
  3. DO NOT SCALE FROM ANY DRAWING. WORK TO FIGURED DIMENSIONS ONLY. ANY DISCREPANCIES IN DIMENSION ARE TO BE REFERRED TO THE DESIGNER BEFORE WORK IS PUT TO HAND.
  4. ALL DIMENSIONS AND LEVELS ARE TO BE CHECKED ON SITE BY THE CONTRACTOR PRIOR TO PREPARING ANY WORKING DRAWINGS OR COMMENCING ON SITE.
  5. ALL WORKS BY THE CONTRACTOR MUST BE CARRIED OUT IN SUCH A WAY THAT ALL REQUIREMENTS UNDER THE HEALTH AND SAFETY AT WORK ACT ARE SATISFIED.
  6. ALL WORK IS TO BE CARRIED OUT IN COMPLIANCE WITH THE REQUIREMENTS OF THE STATUTORY AUTHORITIES AND CONSTRUCTION DESIGN AND MANAGEMENT REGULATIONS.
  7. DRAWING BASE RECEIVED FROM EMAPSITE. AECOM CANNOT GUARANTEE THEIR ACCURACY. CONTRACTOR TO SATISFY THEMSELVES AS TO THE ACCURACY OF SUCH INFORMATION.

**ISSUE/REVISION**

I/R	DATE	DESCRIPTION

**KEY PLAN**

**PROJECT NUMBER**

60570241

**SHEET TITLE**

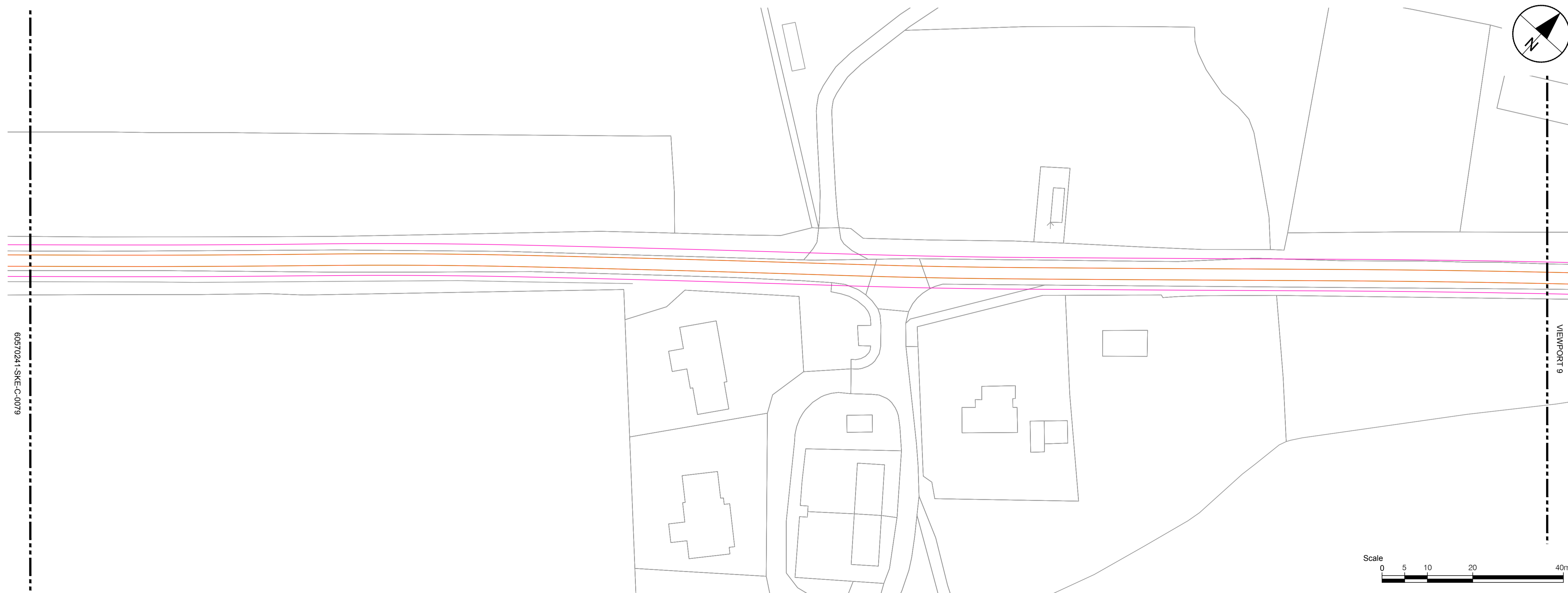
B862 TO B852  
 SPA LOW LOADER WITH VOLVO R100E  
 SHEET 5 OF 18

**SHEET NUMBER**

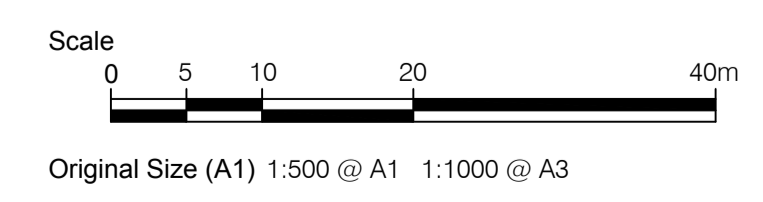
60570241-SKE-C-0078



**VIEWPORT 9**

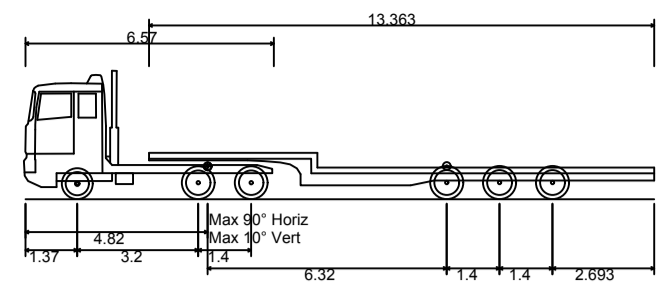


**VIEWPORT 10**

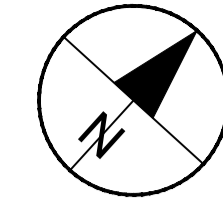


This drawing has been prepared for the use of AECOM's client. It may not be used, modified, reproduced or relied upon by third parties, except as agreed by AECOM or as required by law. AECOM accepts no responsibility, and denies any liability, whatsoever, to any party that uses or relies on this drawing without AECOM's express written consent. All measurements must be obtained from the stated dimensions.

ISO A1 594mm x 841mm  
 Approved: \_\_\_\_\_  
 Checked: \_\_\_\_\_  
 Designer: \_\_\_\_\_  
 Project Management Initials: \_\_\_\_\_



Low Loader with Volvo R100E (Rigid)  
 Overall Length 16.633m  
 Overall Width 2.500m  
 Overall Body Height 2.500m  
 Min Body Ground Clearance 0.320m  
 Max Track Width 2.500m  
 Lock to lock time 6.00s  
 Kerb to Kerb Turning Radius 6.790m



# AECOM

**PROJECT**  
 ILI PORTFOLIO EIA  
 RED JOHN PUMPED  
 STORAGE HYDRO

**CLIENT**  
 ILI (Highlands PSH)  
 Ltd.

**CONSULTANT**  
 AECOM  
 1 Tanfield  
 EDINBURGH, EH3 5DA  
 +44 (0) 131 301 8600 tel  
 +44 (0) 131 301 8699 fax  
 www.aecom.com

- NOTES**
- ALL WORKS TO BE EXECUTED IN ACCORDANCE WITH THE SPECIFICATION FOR HIGHWAY WORKS - THE MANUAL OF CONTRACT DOCUMENTS FOR HIGHWAY WORKS, DESIGN MANUAL FOR ROADS AND BRIDGES, TRAFFIC SIGNS MANUAL AND LOCAL COUNCIL GUIDELINES.
  - ALL DIMENSIONS ARE IN MILLIMETRES UNLESS STATED OTHERWISE. ALL LEVELS ARE IN METRES AND RELATE TO ORDANCE DATUM.
  - DO NOT SCALE FROM ANY DRAWING. WORK TO FIGURED DIMENSIONS ONLY. ANY DISCREPANCIES IN DIMENSION ARE TO BE REFERRED TO THE DESIGNER BEFORE WORK IS PUT TO HAND.
  - ALL DIMENSIONS AND LEVELS ARE TO BE CHECKED ON SITE BY THE CONTRACTOR PRIOR TO PREPARING ANY WORKING DRAWINGS OR COMMENCING ON SITE.
  - ALL WORKS BY THE CONTRACTOR MUST BE CARRIED OUT IN SUCH A WAY THAT ALL REQUIREMENTS UNDER THE HEALTH AND SAFETY AT WORK ACT ARE SATISFIED.
  - ALL WORK IS TO BE CARRIED OUT IN COMPLIANCE WITH THE REQUIREMENTS OF THE STATUTORY AUTHORITIES AND CONSTRUCTION DESIGN AND MANAGEMENT REGULATIONS.
  - DRAWING BASE RECEIVED FROM EMAPSITE. AECOM CANNOT GUARANTEE THEIR ACCURACY. CONTRACTOR TO SATISFY THEMSELVES AS TO THE ACCURACY OF SUCH INFORMATION.

**ISSUE/REVISION**


I/R	DATE	DESCRIPTION

**KEY PLAN**


**PROJECT NUMBER**  
 60570241

**SHEET TITLE**  
 B862 TO B852  
 SPA LOW LOADER WITH VOLVO R100E  
 SHEET 6 OF 18

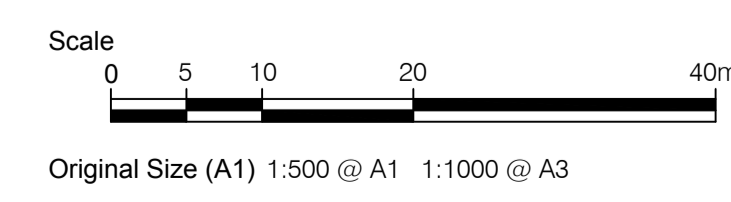
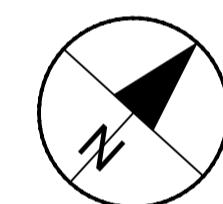
**SHEET NUMBER**  
 60570241-SKE-C-0078



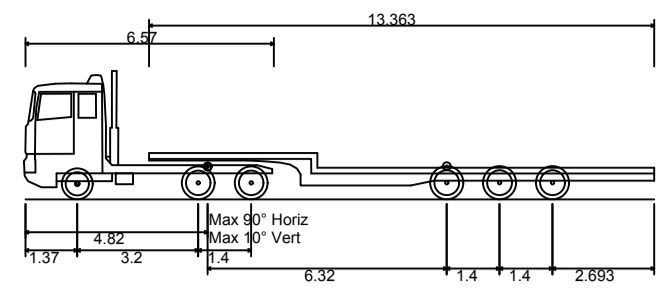
**VIEWPORT 11**



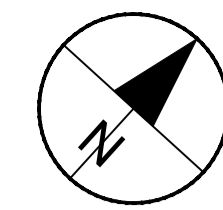
**VIEWPORT 12**



This drawing has been prepared for the use of AECOM's client. It may not be used, modified, reproduced or relied upon by third parties, except as agreed by AECOM or as required by law. AECOM accepts no responsibility, and denies any liability, whatsoever, to any party that uses or relies on this drawing without AECOM's express written consent. All measurements must be obtained from the stated dimensions.



Low Loader with Volvo R100E (Rigid)  
 Overall Length 16.633m  
 Overall Width 2.500m  
 Overall Body Height 3.580m  
 Min Body Ground Clearance 0.320m  
 Max Track Width 2.500m  
 Lock to lock time 6.0s  
 Kerb to Kerb Turning Radius 6.790m



- NOTES**
1. ALL WORKS TO BE EXECUTED IN ACCORDANCE WITH THE SPECIFICATION FOR HIGHWAY WORKS - THE MANUAL OF CONTRACT DOCUMENTS FOR HIGHWAY WORKS, DESIGN MANUAL FOR ROADS AND BRIDGES, TRAFFIC SIGNS MANUAL AND LOCAL COUNCIL GUIDELINES.
  2. ALL DIMENSIONS ARE IN MILLIMETRES UNLESS STATED OTHERWISE. ALL LEVELS ARE IN METRES AND RELATE TO ORDNANCE DATUM.
  3. DO NOT SCALE FROM ANY DRAWING. WORK TO FIGURED DIMENSIONS ONLY. ANY DISCREPANCIES IN DIMENSION ARE TO BE REFERRED TO THE DESIGNER BEFORE WORK IS PUT TO HAND.
  4. ALL DIMENSIONS AND LEVELS ARE TO BE CHECKED ON SITE BY THE CONTRACTOR PRIOR TO PREPARING ANY WORKING DRAWINGS OR COMMENCING ON SITE.
  5. ALL WORKS BY THE CONTRACTOR MUST BE CARRIED OUT IN SUCH A WAY THAT ALL REQUIREMENTS UNDER THE HEALTH AND SAFETY AT WORK ACT ARE SATISFIED.
  6. ALL WORK IS TO BE CARRIED OUT IN COMPLIANCE WITH THE REQUIREMENTS OF THE STATUTORY AUTHORITIES AND CONSTRUCTION DESIGN AND MANAGEMENT REGULATIONS.
  7. DRAWING BASE RECEIVED FROM EMAPSITE. AECOM CANNOT GUARANTEE THEIR ACCURACY. CONTRACTOR TO SATISFY THEMSELVES AS TO THE ACCURACY OF SUCH INFORMATION.

**ISSUE/REVISION**

I/R	DATE	DESCRIPTION

**KEY PLAN**

**PROJECT NUMBER**

60570241

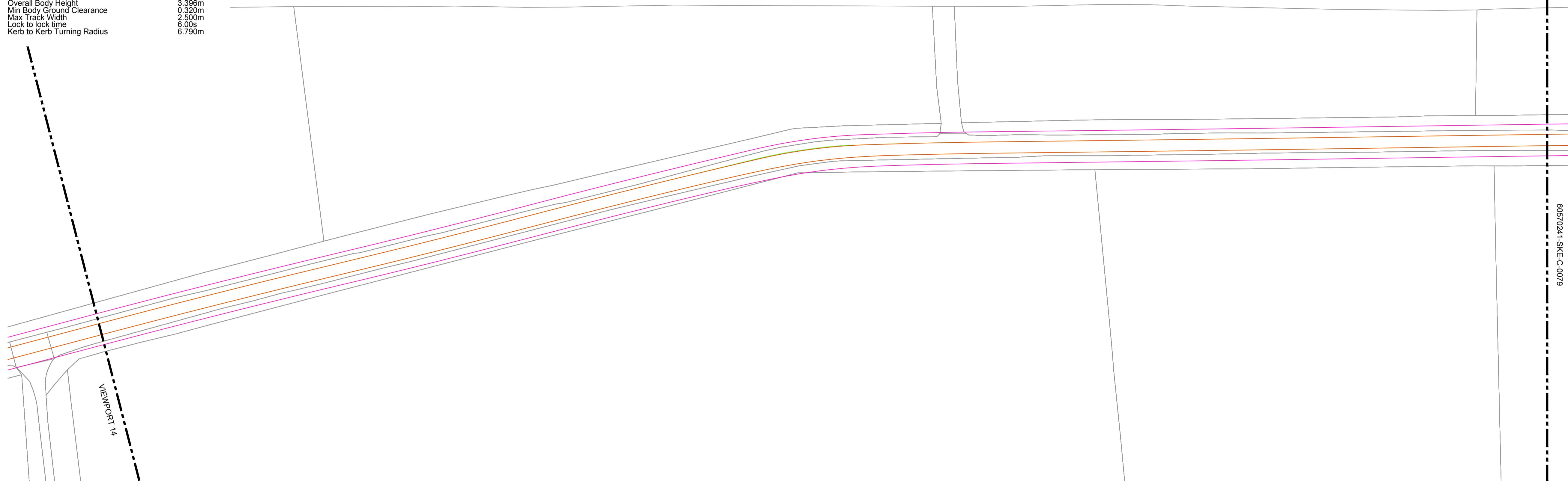
**SHEET TITLE**

B862 TO B852  
 SPA LOW LOADER WITH VOLVO R100E  
 SHEET 7 OF 18

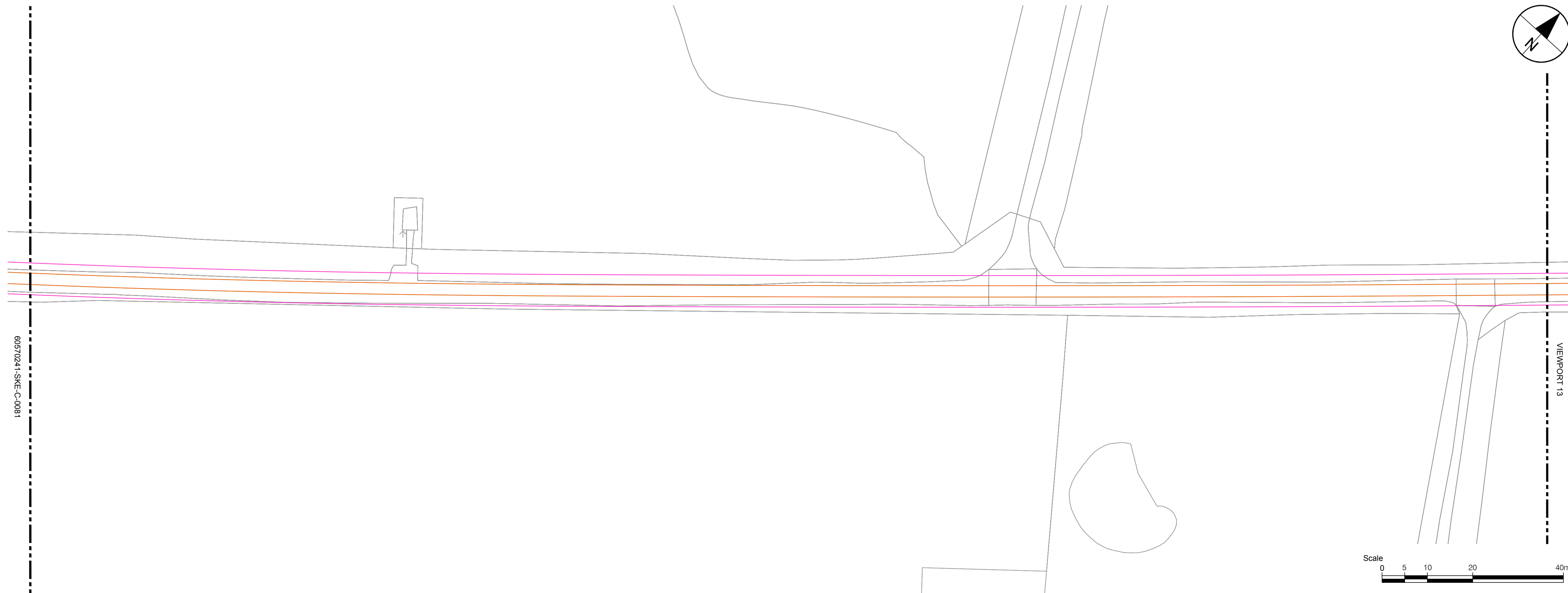
**SHEET NUMBER**

60570241-SKE-C-0080

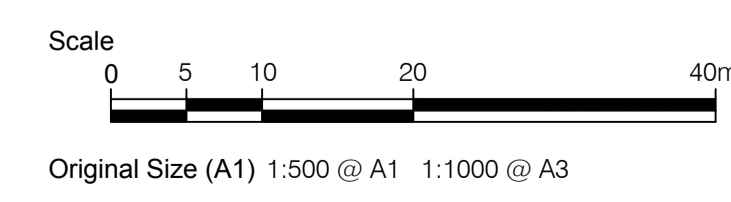
This drawing has been prepared for the use of AECOM's client. It may not be used, modified, reproduced or relied upon by third parties, except as agreed by AECOM or as required by law. AECOM accepts no responsibility, and denies any liability, whatsoever, to any party that uses or relies on this drawing without AECOM's express written consent. All measurements must be obtained from the stated dimensions.

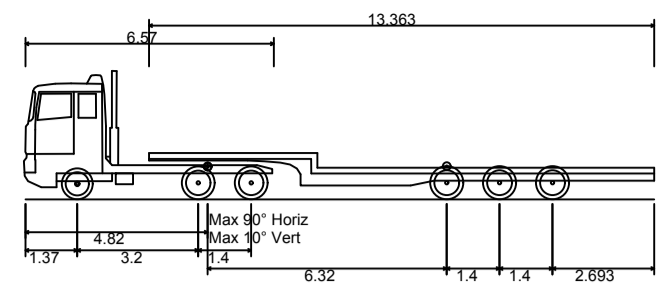


**VIEWPORT 13**

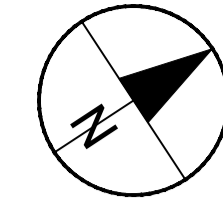


**VIEWPORT 14**





Low Loader with Volvo R100E (Rigid)  
 Overall Length 16.633m  
 Overall Width 2.500m  
 Overall Body Height 3.980m  
 Min Body Ground Clearance 0.320m  
 Max Track Width 2.500m  
 Lock to lock time 6.00s  
 Kerb to Kerb Turning Radius 6.790m



- NOTES**
- ALL WORKS TO BE EXECUTED IN ACCORDANCE WITH THE SPECIFICATION FOR HIGHWAY WORKS - THE MANUAL OF CONTRACT DOCUMENTS FOR HIGHWAY WORKS, DESIGN MANUAL FOR ROADS AND BRIDGES, TRAFFIC SIGNS MANUAL AND LOCAL COUNCIL GUIDELINES.
  - ALL DIMENSIONS ARE IN MILLIMETRES UNLESS STATED OTHERWISE. ALL LEVELS ARE IN METRES AND RELATE TO ORDNANCE DATUM.
  - DO NOT SCALE FROM ANY DRAWING. WORK TO FIGURED DIMENSIONS ONLY. ANY DISCREPANCIES IN DIMENSION ARE TO BE REFERRED TO THE DESIGNER BEFORE WORK IS PUT TO HAND.
  - ALL DIMENSIONS AND LEVELS ARE TO BE CHECKED ON SITE BY THE CONTRACTOR PRIOR TO PREPARING ANY WORKING DRAWINGS OR COMMENCING ON SITE.
  - ALL WORKS BY THE CONTRACTOR MUST BE CARRIED OUT IN SUCH A WAY THAT ALL REQUIREMENTS UNDER THE HEALTH AND SAFETY AT WORK ACT ARE SATISFIED.
  - ALL WORK IS TO BE CARRIED OUT IN COMPLIANCE WITH THE REQUIREMENTS OF THE STATUTORY AUTHORITIES AND CONSTRUCTION DESIGN AND MANAGEMENT REGULATIONS.
  - DRAWING BASE RECEIVED FROM EMAPSITE. AECOM CANNOT GUARANTEE THEIR ACCURACY. CONTRACTOR TO SATISFY THEMSELVES AS TO THE ACCURACY OF SUCH INFORMATION.

**ISSUE/REVISION**

I/R	DATE	DESCRIPTION

**KEY PLAN**

**PROJECT NUMBER**


60570241

**SHEET TITLE**

B862 TO B852  
 SPA LOW LOADER WITH VOLVO R100E  
 SHEET 8 OF 18

**SHEET NUMBER**

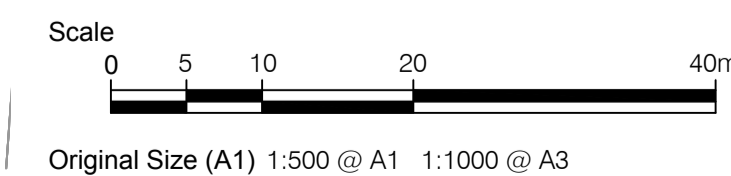
60570241-SKE-C-0081



**VIEWPORT 15**

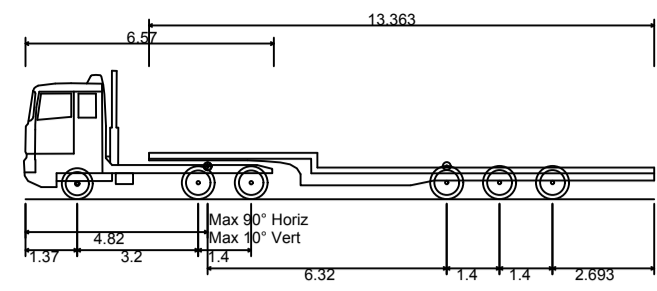


**VIEWPORT 16**

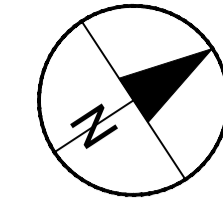


This drawing has been prepared for the use of AECOM's client. It may not be used, modified, reproduced or relied upon by third parties, except as agreed by AECOM or as required by law. AECOM accepts no responsibility, and denies any liability, whatsoever, to any party that uses or relies on this drawing without AECOM's express written consent. All measurements must be obtained from the stated dimensions.

ISO A1 594mm x 841mm  
 Approved: \_\_\_\_\_  
 Checked: \_\_\_\_\_  
 Designer: \_\_\_\_\_  
 Project Management Initials: \_\_\_\_\_



Low Loader with Volvo R100E (Rigid)  
 Overall Length 16.633m  
 Overall Width 2.500m  
 Overall Body Height 2.390m  
 Min Body Ground Clearance 0.320m  
 Max Track Width 2.500m  
 Lock to lock time 6.00s  
 Kerb to Kerb Turning Radius 6.790m



# AECOM

**PROJECT**  
 ILI PORTFOLIO EIA  
 RED JOHN PUMPED  
 STORAGE HYDRO

**CLIENT**  
 ILI (Highlands PSH)  
 Ltd.

**CONSULTANT**  
 AECOM  
 1 Tanfield  
 EDINBURGH, EH3 5DA  
 +44 (0) 131 301 8600 tel  
 +44 (0) 131 301 8699 fax  
 www.aecom.com

- NOTES**
1. ALL WORKS TO BE EXECUTED IN ACCORDANCE WITH THE SPECIFICATION FOR HIGHWAY WORKS - THE MANUAL OF CONTRACT DOCUMENTS FOR HIGHWAY WORKS, DESIGN MANUAL FOR ROADS AND BRIDGES, TRAFFIC SIGNS MANUAL AND LOCAL COUNCIL GUIDELINES.
  2. ALL DIMENSIONS ARE IN MILLIMETRES UNLESS STATED OTHERWISE. ALL LEVELS ARE IN METRES AND RELATE TO ORDNANCE DATUM.
  3. DO NOT SCALE FROM ANY DRAWING. WORK TO FIGURED DIMENSIONS ONLY. ANY DISCREPANCIES IN DIMENSION ARE TO BE REFERRED TO THE DESIGNER BEFORE WORK IS PUT TO HAND.
  4. ALL DIMENSIONS AND LEVELS ARE TO BE CHECKED ON SITE BY THE CONTRACTOR PRIOR TO PREPARING ANY WORKING DRAWINGS OR COMMENCING ON SITE.
  5. ALL WORKS BY THE CONTRACTOR MUST BE CARRIED OUT IN SUCH A WAY THAT ALL REQUIREMENTS UNDER THE HEALTH AND SAFETY AT WORK ACT ARE SATISFIED.
  6. ALL WORK IS TO BE CARRIED OUT IN COMPLIANCE WITH THE REQUIREMENTS OF THE STATUTORY AUTHORITIES AND CONSTRUCTION DESIGN AND MANAGEMENT REGULATIONS.
  7. DRAWING BASE RECEIVED FROM EMAPSITE. AECOM CANNOT GUARANTEE THEIR ACCURACY. CONTRACTOR TO SATISFY THEMSELVES AS TO THE ACCURACY OF SUCH INFORMATION.

**ISSUE/REVISION**

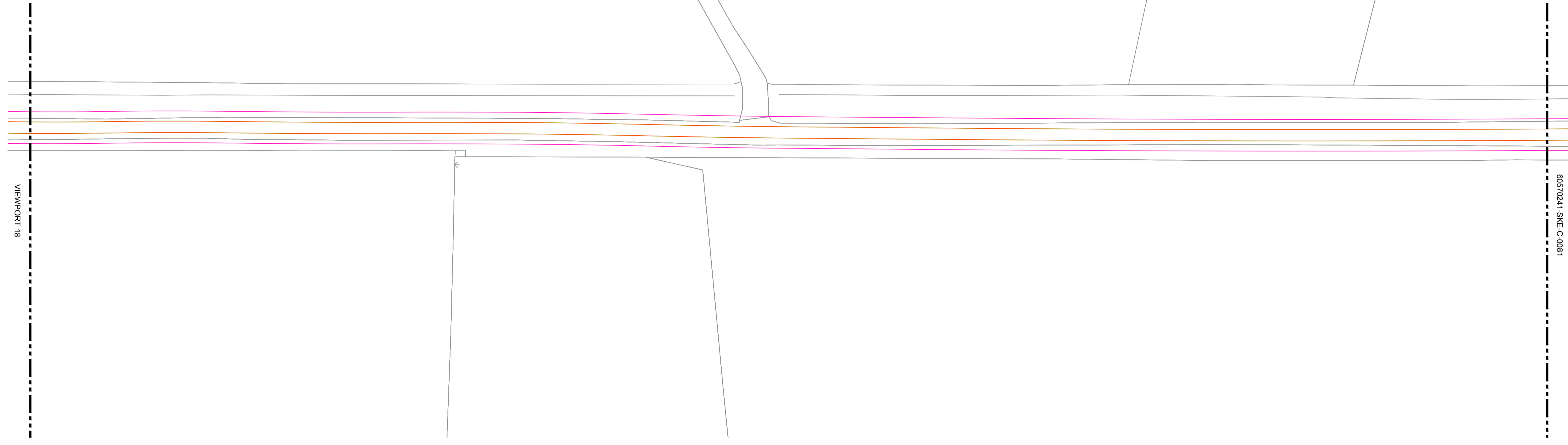
I/R	DATE	DESCRIPTION

**KEY PLAN**


**PROJECT NUMBER**  
 60570241

**SHEET TITLE**  
 B862 TO B852  
 SPA LOW LOADER WITH VOLVO R100E  
 SHEET 9 OF 18

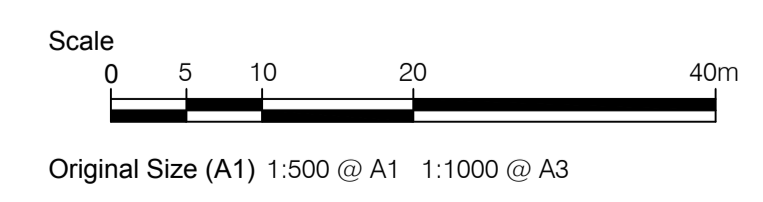
**SHEET NUMBER**  
 60570241-SKE-C-0082



VIEWPORT 17

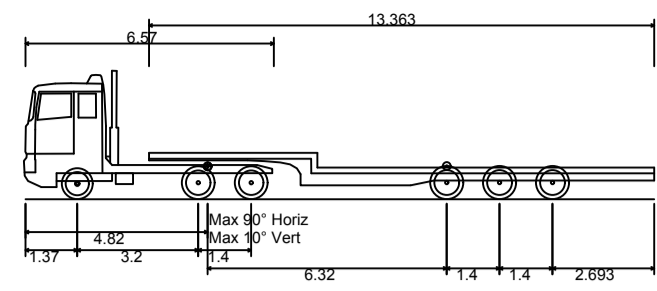


VIEWPORT 18

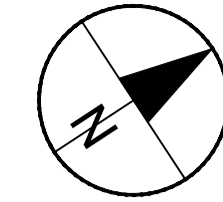


Filename: F:\PROJECTS\DEVELOPMENT - RED JOHN PSH EIA\03 EXECUTION\04 CAD\25-SKETCHES\60570241-SKE-C-0074\TO0081.DWG  
 Last saved by: SWANSONAJ Last Potted: 2018-10-11

This drawing has been prepared for the use of AECOM's client. It may not be used, modified, reproduced or relied upon by third parties, except as agreed by AECOM or as required by law. AECOM accepts no responsibility, and denies any liability, whatsoever, to any party that uses or relies on this drawing without AECOM's express written consent. All measurements must be obtained from the stated dimensions.



Low Loader with Volvo R100E (Rigid)  
 Overall Length 16.633m  
 Overall Width 2.500m  
 Overall Body Height 3.390m  
 Min Body Ground Clearance 0.320m  
 Max Track Width 2.500m  
 Lock to lock time 6.00s  
 Kerb to Kerb Turning Radius 6.790m




- NOTES**
1. ALL WORKS TO BE EXECUTED IN ACCORDANCE WITH THE SPECIFICATION FOR HIGHWAY WORKS - THE MANUAL OF CONTRACT DOCUMENTS FOR HIGHWAY WORKS, DESIGN MANUAL FOR ROADS AND BRIDGES, TRAFFIC SIGNS MANUAL AND LOCAL COUNCIL GUIDELINES.
  2. ALL DIMENSIONS ARE IN MILLIMETRES UNLESS STATED OTHERWISE. ALL LEVELS ARE IN METRES AND RELATE TO ORDNANCE DATUM.
  3. DO NOT SCALE FROM ANY DRAWING. WORK TO FIGURED DIMENSIONS ONLY. ANY DISCREPANCIES IN DIMENSION ARE TO BE REFERRED TO THE DESIGNER BEFORE WORK IS PUT TO HAND.
  4. ALL DIMENSIONS AND LEVELS ARE TO BE CHECKED ON SITE BY THE CONTRACTOR PRIOR TO PREPARING ANY WORKING DRAWINGS OR COMMENCING ON SITE.
  5. ALL WORKS BY THE CONTRACTOR MUST BE CARRIED OUT IN SUCH A WAY THAT ALL REQUIREMENTS UNDER THE HEALTH AND SAFETY AT WORK ACT ARE SATISFIED.
  6. ALL WORK IS TO BE CARRIED OUT IN COMPLIANCE WITH THE REQUIREMENTS OF THE STATUTORY AUTHORITIES AND CONSTRUCTION DESIGN AND MANAGEMENT REGULATIONS.
  7. DRAWING BASE RECEIVED FROM EMAPSITE. AECOM CANNOT GUARANTEE THEIR ACCURACY. CONTRACTOR TO SATISFY THEMSELVES AS TO THE ACCURACY OF SUCH INFORMATION.


**ISSUE/REVISION**

I/R	DATE	DESCRIPTION

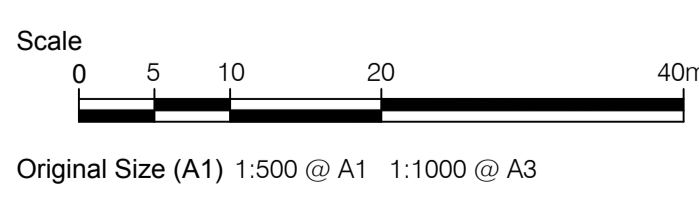
**KEY PLAN**



VIEWPORT 19



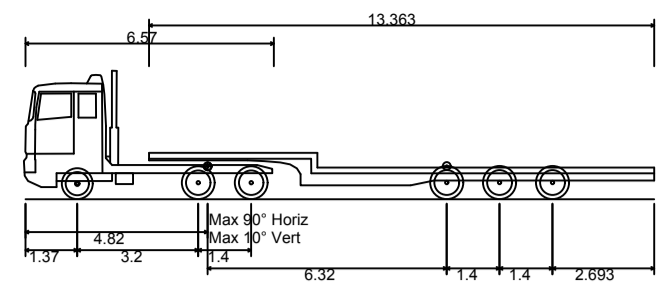
VIEWPORT 20



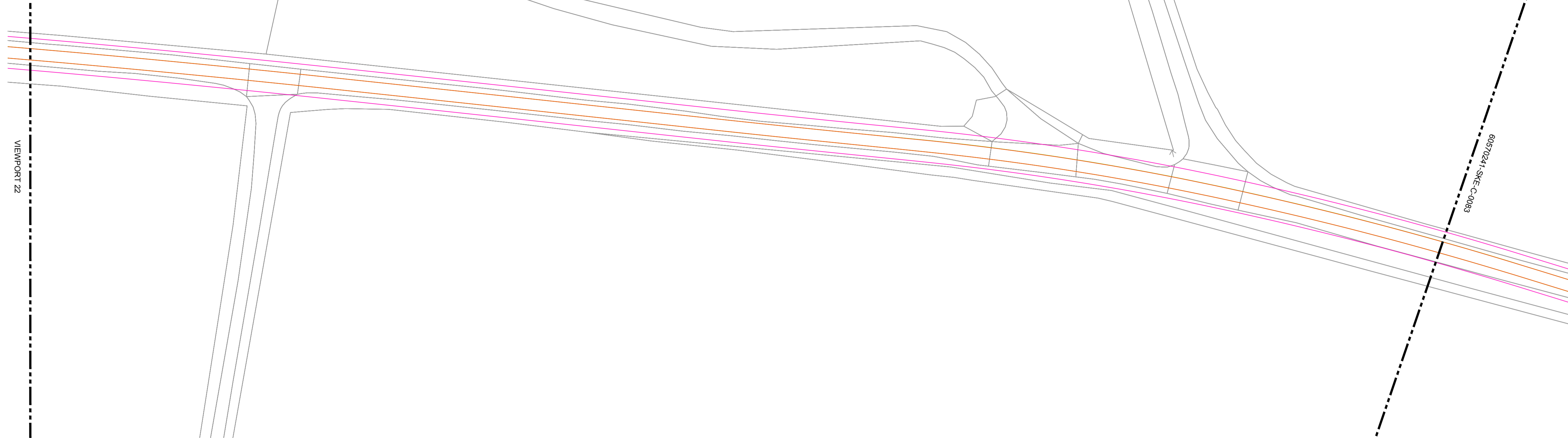
This drawing has been prepared for the use of AECOM's client. It may not be used, modified, reproduced or relied upon by third parties, except as agreed by AECOM or as required by law. AECOM accepts no responsibility, and denies any liability, whatsoever, to any party that uses or relies on this drawing without AECOM's express written consent. All measurements must be obtained from the stated dimensions.




ISO A1 841mm x 841mm  
 Approved: \_\_\_\_\_  
 Checked: \_\_\_\_\_  
 Designer: \_\_\_\_\_  
 Project Management Initials: \_\_\_\_\_



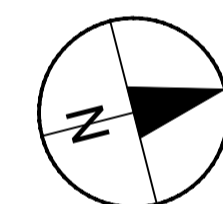
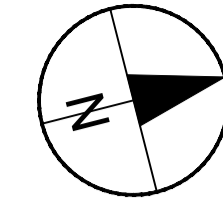
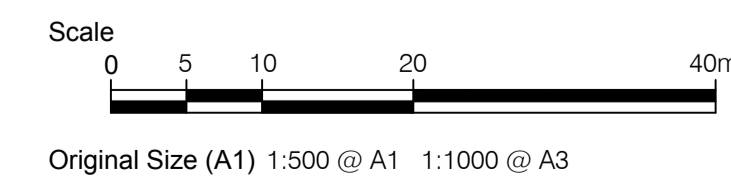
Low Loader with Volvo R100E (Rigid)  
 Overall Length 16.633m  
 Overall Width 2.500m  
 Overall Body Height 2.390m  
 Min Body Ground Clearance 0.320m  
 Max Track Width 2.500m  
 Lock to lock time 6.00s  
 Kerb to Kerb Turning Radius 6.790m



VIEWPORT 21



VIEWPORT 22



**PROJECT**  
 ILI PORTFOLIO EIA  
 RED JOHN PUMPED  
 STORAGE HYDRO

**CLIENT**  
 ILI (Highlands PSH)  
 Ltd.

**CONSULTANT**  
 AECOM  
 1 Tanfield  
 EDINBURGH, EH3 5DA  
 +44 (0) 131 301 8600 tel  
 +44 (0) 131 301 8699 fax  
 www.aecom.com

- NOTES**
1. ALL WORKS TO BE EXECUTED IN ACCORDANCE WITH THE SPECIFICATION FOR HIGHWAY WORKS - THE MANUAL OF CONTRACT DOCUMENTS FOR HIGHWAY WORKS, DESIGN MANUAL FOR ROADS AND BRIDGES, TRAFFIC SIGNS MANUAL AND LOCAL COUNCIL GUIDELINES.
  2. ALL DIMENSIONS ARE IN MILLIMETRES UNLESS STATED OTHERWISE. ALL LEVELS ARE IN METRES AND RELATE TO ORDNANCE DATUM.
  3. DO NOT SCALE FROM ANY DRAWING. WORK TO FIGURED DIMENSIONS ONLY. ANY DISCREPANCIES IN DIMENSION ARE TO BE REFERRED TO THE DESIGNER BEFORE WORK IS PUT TO HAND.
  4. ALL DIMENSIONS AND LEVELS ARE TO BE CHECKED ON SITE BY THE CONTRACTOR PRIOR TO PREPARING ANY WORKING DRAWINGS OR COMMENCING ON SITE.
  5. ALL WORKS BY THE CONTRACTOR MUST BE CARRIED OUT IN SUCH A WAY THAT ALL REQUIREMENTS UNDER THE HEALTH AND SAFETY AT WORK ACT ARE SATISFIED.
  6. ALL WORK IS TO BE CARRIED OUT IN COMPLIANCE WITH THE REQUIREMENTS OF THE STATUTORY AUTHORITIES AND CONSTRUCTION DESIGN AND MANAGEMENT REGULATIONS.
  7. DRAWING BASE RECEIVED FROM EMAPSITE. AECOM CANNOT GUARANTEE THEIR ACCURACY. CONTRACTOR TO SATISFY THEMSELVES AS TO THE ACCURACY OF SUCH INFORMATION.

**ISSUE/REVISION**

I/R	DATE	DESCRIPTION

**KEY PLAN**

**PROJECT NUMBER**  
 60570241

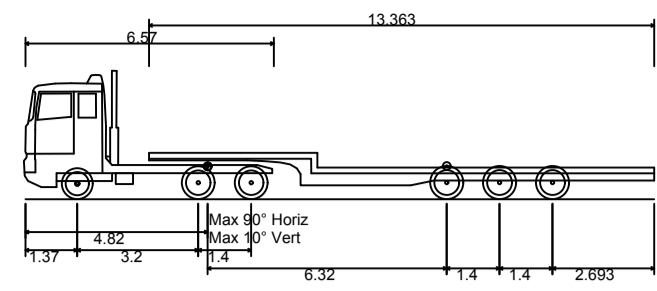
**SHEET TITLE**  
 B862 TO B852  
 SPA LOW LOADER WITH VOLVO R100E  
 SHEET 11 OF 18

**SHEET NUMBER**  
 60570241-SKE-C-0084

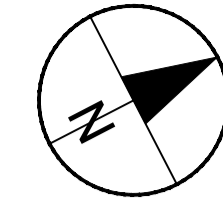
This drawing has been prepared for the use of AECOM's client. It may not be used, modified, reproduced or relied upon by third parties, except as agreed by AECOM or as required by law. AECOM accepts no responsibility, and denies any liability, whatsoever, to any party that uses or relies on this drawing without AECOM's express written consent. All measurements must be obtained from the stated dimensions.

Filename: F:\PROJECTS\DEVELOPMENT - RED JOHN PSH EIA\03 EXECUTION\04 CAD\25-SKETCHES\60570241-SKE-C-0074\TO0081.DWG  
 Last saved by: SWANSONAJ Last Pictured: 2018-10-11

ISO A1 594mm x 841mm  
 Approved: \_\_\_\_\_  
 Checked: \_\_\_\_\_  
 Designer: \_\_\_\_\_  
 Project Management Initials: \_\_\_\_\_



Low Loader with Volvo R100E (Rigid)  
 Overall Length 16.633m  
 Overall Width 2.500m  
 Overall Body Height 3.590m  
 Min Body Ground Clearance 0.320m  
 Max Track Width 2.500m  
 Lock to lock time 6.00s  
 Kerb to Kerb Turning Radius 6.790m



# AECOM

**PROJECT**  
 ILI PORTFOLIO EIA  
 RED JOHN PUMPED  
 STORAGE HYDRO

**CLIENT**  
 ILI (Highlands PSH)  
 Ltd.

**CONSULTANT**  
 AECOM  
 1 Tanfield  
 EDINBURGH, EH3 5DA  
 +44 (0) 131 301 8600 tel  
 +44 (0) 131 301 8699 fax  
 www.aecom.com

- NOTES**
- ALL WORKS TO BE EXECUTED IN ACCORDANCE WITH THE SPECIFICATION FOR HIGHWAY WORKS - THE MANUAL OF CONTRACT DOCUMENTS FOR HIGHWAY WORKS, DESIGN MANUAL FOR ROADS AND BRIDGES, TRAFFIC SIGNS MANUAL AND LOCAL COUNCIL GUIDELINES.
  - ALL DIMENSIONS ARE IN MILLIMETRES UNLESS STATED OTHERWISE. ALL LEVELS ARE IN METRES AND RELATE TO ORDNANCE DATUM.
  - DO NOT SCALE FROM ANY DRAWING. WORK TO FIGURED DIMENSIONS ONLY. ANY DISCREPANCIES IN DIMENSION ARE TO BE REFERRED TO THE DESIGNER BEFORE WORK IS PUT TO HAND.
  - ALL DIMENSIONS AND LEVELS ARE TO BE CHECKED ON SITE BY THE CONTRACTOR PRIOR TO PREPARING ANY WORKING DRAWINGS OR COMMENCING ON SITE.
  - ALL WORKS BY THE CONTRACTOR MUST BE CARRIED OUT IN SUCH A WAY THAT ALL REQUIREMENTS UNDER THE HEALTH AND SAFETY AT WORK ACT ARE SATISFIED.
  - ALL WORK IS TO BE CARRIED OUT IN COMPLIANCE WITH THE REQUIREMENTS OF THE STATUTORY AUTHORITIES AND CONSTRUCTION DESIGN AND MANAGEMENT REGULATIONS.
  - DRAWING BASE RECEIVED FROM EMAPSITE. AECOM CANNOT GUARANTEE THEIR ACCURACY. CONTRACTOR TO SATISFY THEMSELVES AS TO THE ACCURACY OF SUCH INFORMATION.

**ISSUE/REVISION**

I/R	DATE	DESCRIPTION

**KEY PLAN**


**PROJECT NUMBER**  
 60570241

**SHEET TITLE**  
 B862 TO B852  
 SPA LOW LOADER WITH VOLVO R100E  
 SHEET 12 OF 18

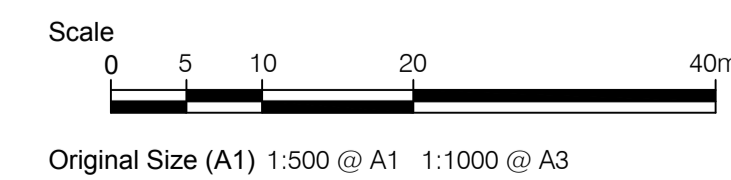
**SHEET NUMBER**  
 60570241-SKE-C-0085



VIEWPORT 23



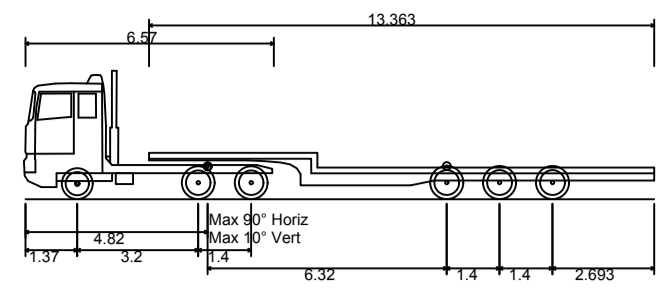
VIEWPORT 24



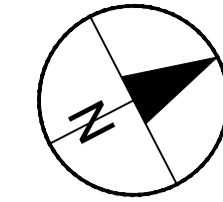
Filename: F:\PROJECTS\DEVELOPMENT - RED JOHN PSH EIA\03 EXECUTION\04 CAD\25-SKETCHES\60570241-SKE-C-0074\TO0091.DWG  
 Last saved by: SWANSONA\ Last Potted: 2018-10-11

This drawing has been prepared for the use of AECOM's client. It may not be used, modified, reproduced or relied upon by third parties, except as agreed by AECOM or as required by law. AECOM accepts no responsibility, and denies any liability, whatsoever, to any party that uses or relies on this drawing without AECOM's express written consent. All measurements must be obtained from the stated dimensions.

ISO A1 594mm x 841mm  
 Approved: \_\_\_\_\_  
 Checked: \_\_\_\_\_  
 Designer: \_\_\_\_\_  
 Project Management Initials: \_\_\_\_\_



Low Loader with Volvo R100E (Rigid)  
 Overall Length 16.633m  
 Overall Width 2.500m  
 Overall Body Height 2.390m  
 Min Body Ground Clearance 0.320m  
 Max Track Width 2.500m  
 Lock to lock time 6.00s  
 Kerb to Kerb Turning Radius 6.790m



# AECOM

PROJECT

**ILI PORTFOLIO EIA  
 RED JOHN PUMPED  
 STORAGE HYDRO**

CLIENT

**ILI (Highlands PSH)  
 Ltd.**

CONSULTANT

AECOM  
 1 Tanfield  
 EDINBURGH, EH3 5DA  
 +44 (0) 131 301 8600 tel  
 +44 (0) 131 301 8699 fax  
 www.aecom.com

NOTES

- ALL WORKS TO BE EXECUTED IN ACCORDANCE WITH THE SPECIFICATION FOR HIGHWAY WORKS - THE MANUAL OF CONTRACT DOCUMENTS FOR HIGHWAY WORKS, DESIGN MANUAL FOR ROADS AND BRIDGES, TRAFFIC SIGNS MANUAL AND LOCAL COUNCIL GUIDELINES.
- ALL DIMENSIONS ARE IN MILLIMETRES UNLESS STATED OTHERWISE. ALL LEVELS ARE IN METRES AND RELATE TO ORDNANCE DATUM.
- DO NOT SCALE FROM ANY DRAWING. WORK TO FIGURED DIMENSIONS ONLY. ANY DISCREPANCIES IN DIMENSION ARE TO BE REFERRED TO THE DESIGNER BEFORE WORK IS PUT TO HAND.
- ALL DIMENSIONS AND LEVELS ARE TO BE CHECKED ON SITE BY THE CONTRACTOR PRIOR TO PREPARING ANY WORKING DRAWINGS OR COMMENCING ON SITE.
- ALL WORKS BY THE CONTRACTOR MUST BE CARRIED OUT IN SUCH A WAY THAT ALL REQUIREMENTS UNDER THE HEALTH AND SAFETY AT WORK ACT ARE SATISFIED.
- ALL WORK IS TO BE CARRIED OUT IN COMPLIANCE WITH THE REQUIREMENTS OF THE STATUTORY AUTHORITIES AND CONSTRUCTION DESIGN AND MANAGEMENT REGULATIONS.
- DRAWING BASE RECEIVED FROM EMAPSITE. AECOM CANNOT GUARANTEE THEIR ACCURACY. CONTRACTOR TO SATISFY THEMSELVES AS TO THE ACCURACY OF SUCH INFORMATION.

ISSUE/REVISION

I/R	DATE	DESCRIPTION

KEY PLAN

PROJECT NUMBER


60570241

SHEET TITLE


B862 TO B852  
 SPA LOW LOADER WITH VOLVO R100E  
 SHEET 13 OF 18

SHEET NUMBER

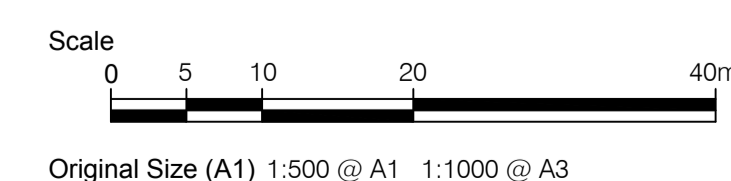
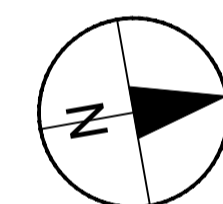
60570241-SKE-C-0086



**VIEWPORT 25**



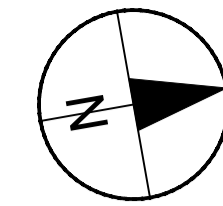
**VIEWPORT 26**



Original Size (A1) 1:500 @ A1 1:1000 @ A3

Filename: F:\PROJECTS\DEVELOPMENT - RED JOHN PSH EIA\03 EXECUTION\04 CAD\25-SKETCHES\60570241-SKE-C-0074\TO0091.DWG  
 Last saved by: SWANSONAJ Last Potted: 2018-10-11

This drawing has been prepared for the use of AECOM's client. It may not be used, modified, reproduced or relied upon by third parties, except as agreed by AECOM or as required by law. AECOM accepts no responsibility, and denies any liability, whatsoever, to any party that uses or relies on this drawing without AECOM's express written consent. All measurements must be obtained from the stated dimensions.



**PROJECT**

**ILI PORTFOLIO EIA  
RED JOHN PUMPED  
STORAGE HYDRO**

**CLIENT**

**ILI (Highlands PSH)  
Ltd.**

**CONSULTANT**

AECOM  
1 Tanfield  
EDINBURGH, EH3 5DA  
+44 (0) 131 301 8600 tel  
+44 (0) 131 301 8699 fax  
www.aecom.com

**NOTES**

1. ALL WORKS TO BE EXECUTED IN ACCORDANCE WITH THE SPECIFICATION FOR HIGHWAY WORKS - THE MANUAL OF CONTRACT DOCUMENTS FOR HIGHWAY WORKS, DESIGN MANUAL FOR ROADS AND BRIDGES, TRAFFIC SIGNS MANUAL AND LOCAL COUNCIL GUIDELINES.
2. ALL DIMENSIONS ARE IN MILLIMETRES UNLESS STATED OTHERWISE. ALL LEVELS ARE IN METRES AND RELATE TO ORDNANCE DATUM.
3. DO NOT SCALE FROM ANY DRAWING. WORK TO FIGURED DIMENSIONS ONLY. ANY DISCREPANCIES IN DIMENSION ARE TO BE REFERRED TO THE DESIGNER BEFORE WORK IS PUT TO HAND.
4. ALL DIMENSIONS AND LEVELS ARE TO BE CHECKED ON SITE BY THE CONTRACTOR PRIOR TO PREPARING ANY WORKING DRAWINGS OR COMMENCING ON SITE.
5. ALL WORKS BY THE CONTRACTOR MUST BE CARRIED OUT IN SUCH A WAY THAT ALL REQUIREMENTS UNDER THE HEALTH AND SAFETY AT WORK ACT ARE SATISFIED.
6. ALL WORK IS TO BE CARRIED OUT IN COMPLIANCE WITH THE REQUIREMENTS OF THE STATUTORY AUTHORITIES AND CONSTRUCTION DESIGN AND MANAGEMENT REGULATIONS.
7. DRAWING BASE RECEIVED FROM EMAPSITE. AECOM CANNOT GUARANTEE THEIR ACCURACY. CONTRACTOR TO SATISFY THEMSELVES AS TO THE ACCURACY OF SUCH INFORMATION.

**ISSUE/REVISION**

I/R	DATE	DESCRIPTION

**KEY PLAN**

**PROJECT NUMBER**

60570241

**SHEET TITLE**

B862 TO B852  
SPA LOW LOADER WITH VOLVO R100E  
SHEET 14 OF 18

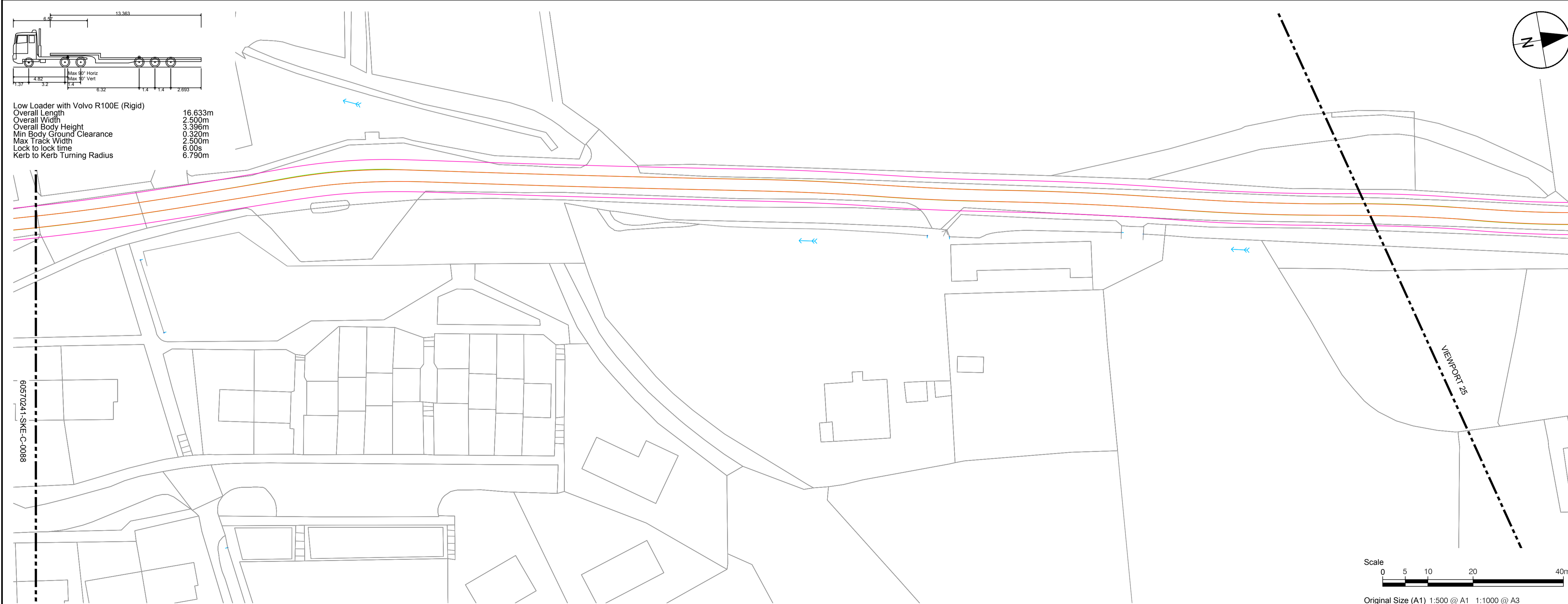
**SHEET NUMBER**

60570241-SKE-C-0087

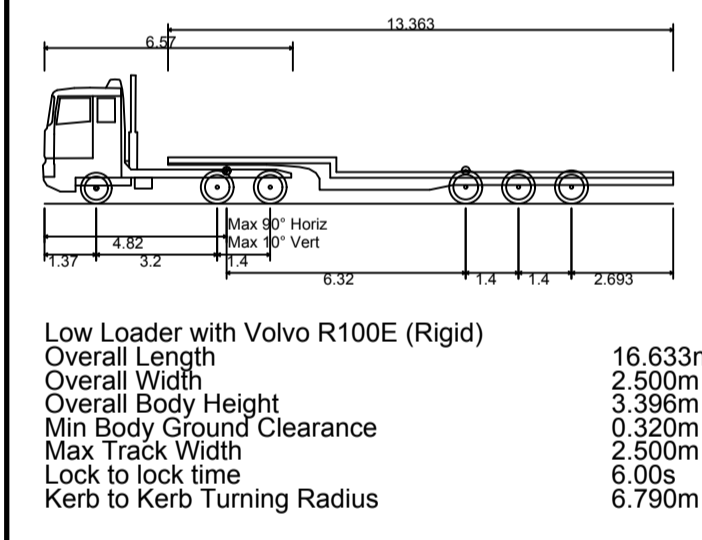
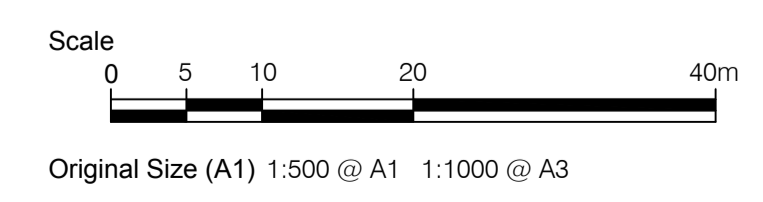
This drawing has been prepared for the use of AECOM's client. It may not be used, modified, reproduced or relied upon by third parties, except as agreed by AECOM or as required by law. AECOM accepts no responsibility, and denies any liability, whatsoever, to any party that uses or relies on this drawing without AECOM's express written consent. All measurements must be obtained from the stated dimensions.



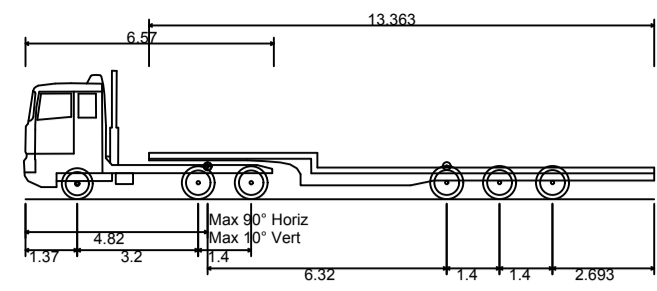
**VIEWPORT 27**



**VIEWPORT 28**



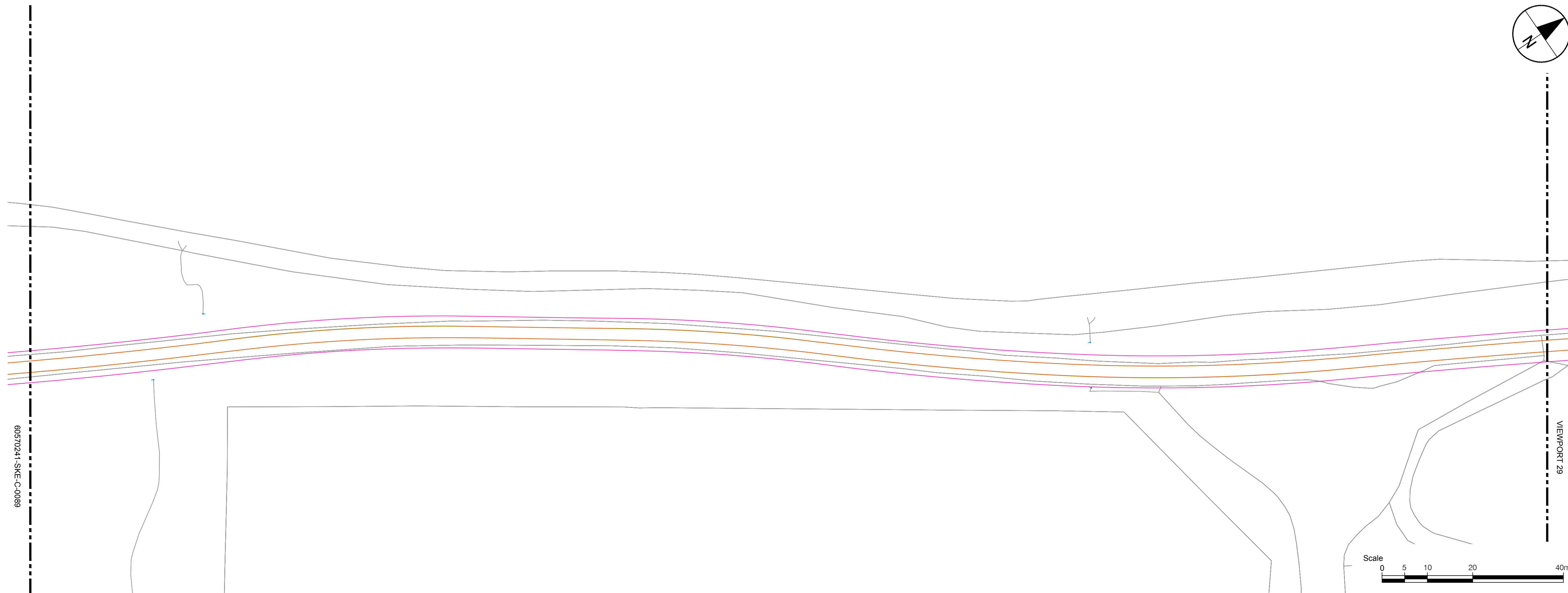
ISO A1 594mm x 841mm  
 Approved: \_\_\_\_\_  
 Checked: \_\_\_\_\_  
 Designer: \_\_\_\_\_  
 Project Management Initials: \_\_\_\_\_



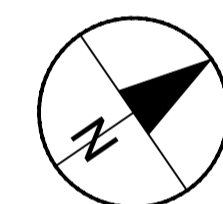

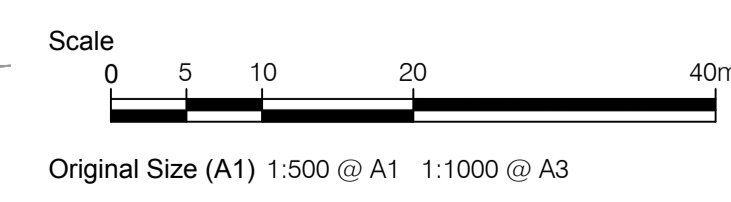
Low Loader with Volvo R100E (Rigid)  
 Overall Length 16.633m  
 Overall Width 2.500m  
 Overall Body Height 2.390m  
 Min Body Ground Clearance 0.320m  
 Max Track Width 2.500m  
 Lock to lock time 6.00s  
 Kerb to Kerb Turning Radius 6.790m



VIEWPORT 29



VIEWPORT 30



**PROJECT**  
 ILI PORTFOLIO EIA  
 RED JOHN PUMPED  
 STORAGE HYDRO

**CLIENT**  
 ILI (Highlands PSH)  
 Ltd.

**CONSULTANT**  
 AECOM  
 1 Tanfield  
 EDINBURGH, EH3 5DA  
 +44 (0) 131 301 8600 tel  
 +44 (0) 131 301 8699 fax  
 www.aecom.com

- NOTES**
1. ALL WORKS TO BE EXECUTED IN ACCORDANCE WITH THE SPECIFICATION FOR HIGHWAY WORKS - THE MANUAL OF CONTRACT DOCUMENTS FOR HIGHWAY WORKS, DESIGN MANUAL FOR ROADS AND BRIDGES, TRAFFIC SIGNS MANUAL AND LOCAL COUNCIL GUIDELINES.
  2. ALL DIMENSIONS ARE IN MILLIMETRES UNLESS STATED OTHERWISE. ALL LEVELS ARE IN METRES AND RELATE TO ORDNANCE DATUM.
  3. DO NOT SCALE FROM ANY DRAWING. WORK TO FIGURED DIMENSIONS ONLY. ANY DISCREPANCIES IN DIMENSION ARE TO BE REFERRED TO THE DESIGNER BEFORE WORK IS PUT TO HAND.
  4. ALL DIMENSIONS AND LEVELS ARE TO BE CHECKED ON SITE BY THE CONTRACTOR PRIOR TO PREPARING ANY WORKING DRAWINGS OR COMMENCING ON SITE.
  5. ALL WORKS BY THE CONTRACTOR MUST BE CARRIED OUT IN SUCH A WAY THAT ALL REQUIREMENTS UNDER THE HEALTH AND SAFETY AT WORK ACT ARE SATISFIED.
  6. ALL WORK IS TO BE CARRIED OUT IN COMPLIANCE WITH THE REQUIREMENTS OF THE STATUTORY AUTHORITIES AND CONSTRUCTION DESIGN AND MANAGEMENT REGULATIONS.
  7. DRAWING BASE RECEIVED FROM EMAPSITE. AECOM CANNOT GUARANTEE THEIR ACCURACY. CONTRACTOR TO SATISFY THEMSELVES AS TO THE ACCURACY OF SUCH INFORMATION.

**ISSUE/REVISION**

I/R	DATE	DESCRIPTION

**KEY PLAN**

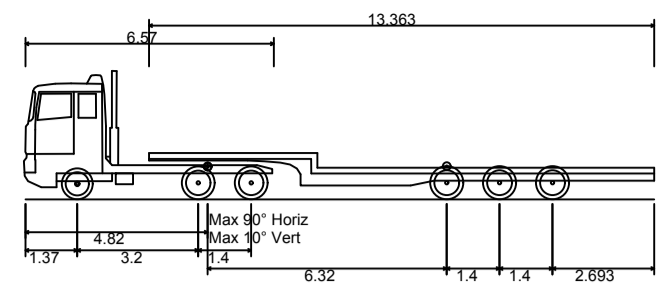
**PROJECT NUMBER**  
 60570241

**SHEET TITLE**  
 B862 TO B852  
 SPA LOW LOADER WITH VOLVO R100E  
 SHEET 15 OF 18

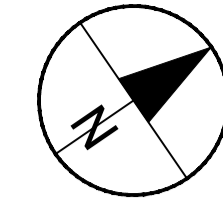
**SHEET NUMBER**  
 60570241-SKE-C-0088

This drawing has been prepared for the use of AECOM's client. It may not be used, modified, reproduced or relied upon by third parties, except as agreed by AECOM or as required by law. AECOM accepts no responsibility, and denies any liability, whatsoever, to any party that uses or relies on this drawing without AECOM's express written consent. Do not scale this document. All measurements must be obtained from the stated dimensions.

Filename: F:\PROJECTS\DEVELOPMENT - RED JOHN PSH EIA\03 EXECUTION\04 CAD\25-SKETCHES\60570241-SKE-C-0074TO0081.DWG  
 Last saved by: SWANSONAJ Last Potted: 2018-10-11



Low Loader with Volvo R100E (Rigid)  
 Overall Length 16.633m  
 Overall Width 2.500m  
 Overall Body Height 3.980m  
 Min Body Ground Clearance 0.320m  
 Max Track Width 2.500m  
 Lock to lock time 6.00s  
 Kerb to Kerb Turning Radius 6.790m



**PROJECT**  
 ILI PORTFOLIO EIA  
 RED JOHN PUMPED  
 STORAGE HYDRO

**CLIENT**  
 ILI (Highlands PSH)  
 Ltd.

**CONSULTANT**  
 AECOM  
 1 Tanfield  
 EDINBURGH, EH3 5DA  
 +44 (0) 131 301 8600 tel  
 +44 (0) 131 301 8699 fax  
 www.aecom.com

- NOTES**
1. ALL WORKS TO BE EXECUTED IN ACCORDANCE WITH THE SPECIFICATION FOR HIGHWAY WORKS - THE MANUAL OF CONTRACT DOCUMENTS FOR HIGHWAY WORKS, DESIGN MANUAL FOR ROADS AND BRIDGES, TRAFFIC SIGNS MANUAL AND LOCAL COUNCIL GUIDELINES.
  2. ALL DIMENSIONS ARE IN MILLIMETRES UNLESS STATED OTHERWISE. ALL LEVELS ARE IN METRES AND RELATE TO ORDNANCE DATUM.
  3. DO NOT SCALE FROM ANY DRAWING. WORK TO FIGURED DIMENSIONS ONLY. ANY DISCREPANCIES IN DIMENSION ARE TO BE REFERRED TO THE DESIGNER BEFORE WORK IS PUT TO HAND.
  4. ALL DIMENSIONS AND LEVELS ARE TO BE CHECKED ON SITE BY THE CONTRACTOR PRIOR TO PREPARING ANY WORKING DRAWINGS OR COMMENCING ON SITE.
  5. ALL WORKS BY THE CONTRACTOR MUST BE CARRIED OUT IN SUCH A WAY THAT ALL REQUIREMENTS UNDER THE HEALTH AND SAFETY AT WORK ACT ARE SATISFIED.
  6. ALL WORK IS TO BE CARRIED OUT IN COMPLIANCE WITH THE REQUIREMENTS OF THE STATUTORY AUTHORITIES AND CONSTRUCTION DESIGN AND MANAGEMENT REGULATIONS.
  7. DRAWING BASE RECEIVED FROM EMAPSITE. AECOM CANNOT GUARANTEE THEIR ACCURACY. CONTRACTOR TO SATISFY THEMSELVES AS TO THE ACCURACY OF SUCH INFORMATION.

**ISSUE/REVISION**

I/R	DATE	DESCRIPTION

**KEY PLAN**


**PROJECT NUMBER**  
 60570241

**SHEET TITLE**  
 B862 TO B852  
 SPA LOW LOADER WITH VOLVO R100E  
 SHEET 16 OF 18

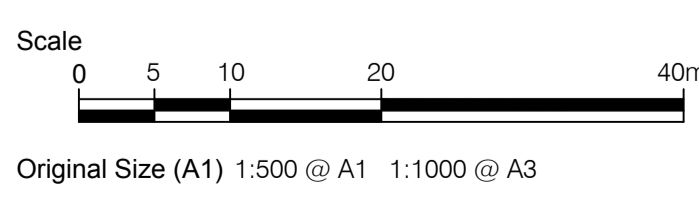
**SHEET NUMBER**  
 60570241-SKE-C-0089



**VIEWPORT 31**

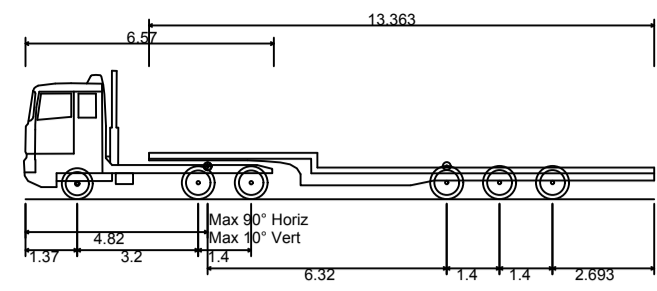


**VIEWPORT 32**

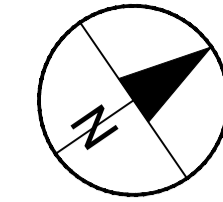


This drawing has been prepared for the use of AECOM's client. It may not be used, modified, reproduced or relied upon by third parties, except as agreed by AECOM or as required by law. AECOM accepts no responsibility, and denies any liability, whatsoever, to any party that uses or relies on this drawing without AECOM's express written consent. All measurements must be obtained from the stated dimensions.

ISO A1 594mm x 841mm  
 Approved: \_\_\_\_\_  
 Checked: \_\_\_\_\_  
 Designer: \_\_\_\_\_  
 Project Management Initials: \_\_\_\_\_



Low Loader with Volvo R100E (Rigid)  
 Overall Length 16.633m  
 Overall Width 2.500m  
 Overall Body Height 3.390m  
 Min Body Ground Clearance 0.320m  
 Max Track Width 2.500m  
 Lock to lock time 6.00s  
 Kerb to Kerb Turning Radius 6.790m



# AECOM

**PROJECT**  
 ILI PORTFOLIO EIA  
 RED JOHN PUMPED  
 STORAGE HYDRO

**CLIENT**  
 ILI (Highlands PSH)  
 Ltd.

**CONSULTANT**  
 AECOM  
 1 Tanfield  
 EDINBURGH, EH3 5DA  
 +44 (0) 131 301 8600 tel  
 +44 (0) 131 301 8699 fax  
 www.aecom.com

- NOTES**
1. ALL WORKS TO BE EXECUTED IN ACCORDANCE WITH THE SPECIFICATION FOR HIGHWAY WORKS - THE MANUAL OF CONTRACT DOCUMENTS FOR HIGHWAY WORKS, DESIGN MANUAL FOR ROADS AND BRIDGES, TRAFFIC SIGNS MANUAL AND LOCAL COUNCIL GUIDELINES.
  2. ALL DIMENSIONS ARE IN MILLIMETRES UNLESS STATED OTHERWISE. ALL LEVELS ARE IN METRES AND RELATE TO ORDNANCE DATUM.
  3. DO NOT SCALE FROM ANY DRAWING. WORK TO FIGURED DIMENSIONS ONLY. ANY DISCREPANCIES IN DIMENSION ARE TO BE REFERRED TO THE DESIGNER BEFORE WORK IS PUT TO HAND.
  4. ALL DIMENSIONS AND LEVELS ARE TO BE CHECKED ON SITE BY THE CONTRACTOR PRIOR TO PREPARING ANY WORKING DRAWINGS OR COMMENCING ON SITE.
  5. ALL WORKS BY THE CONTRACTOR MUST BE CARRIED OUT IN SUCH A WAY THAT ALL REQUIREMENTS UNDER THE HEALTH AND SAFETY AT WORK ACT ARE SATISFIED.
  6. ALL WORK IS TO BE CARRIED OUT IN COMPLIANCE WITH THE REQUIREMENTS OF THE STATUTORY AUTHORITIES AND CONSTRUCTION DESIGN AND MANAGEMENT REGULATIONS.
  7. DRAWING BASE RECEIVED FROM EMAPSITE. AECOM CANNOT GUARANTEE THEIR ACCURACY. CONTRACTOR TO SATISFY THEMSELVES AS TO THE ACCURACY OF SUCH INFORMATION.

**ISSUE/REVISION**


I/R	DATE	DESCRIPTION

**KEY PLAN**

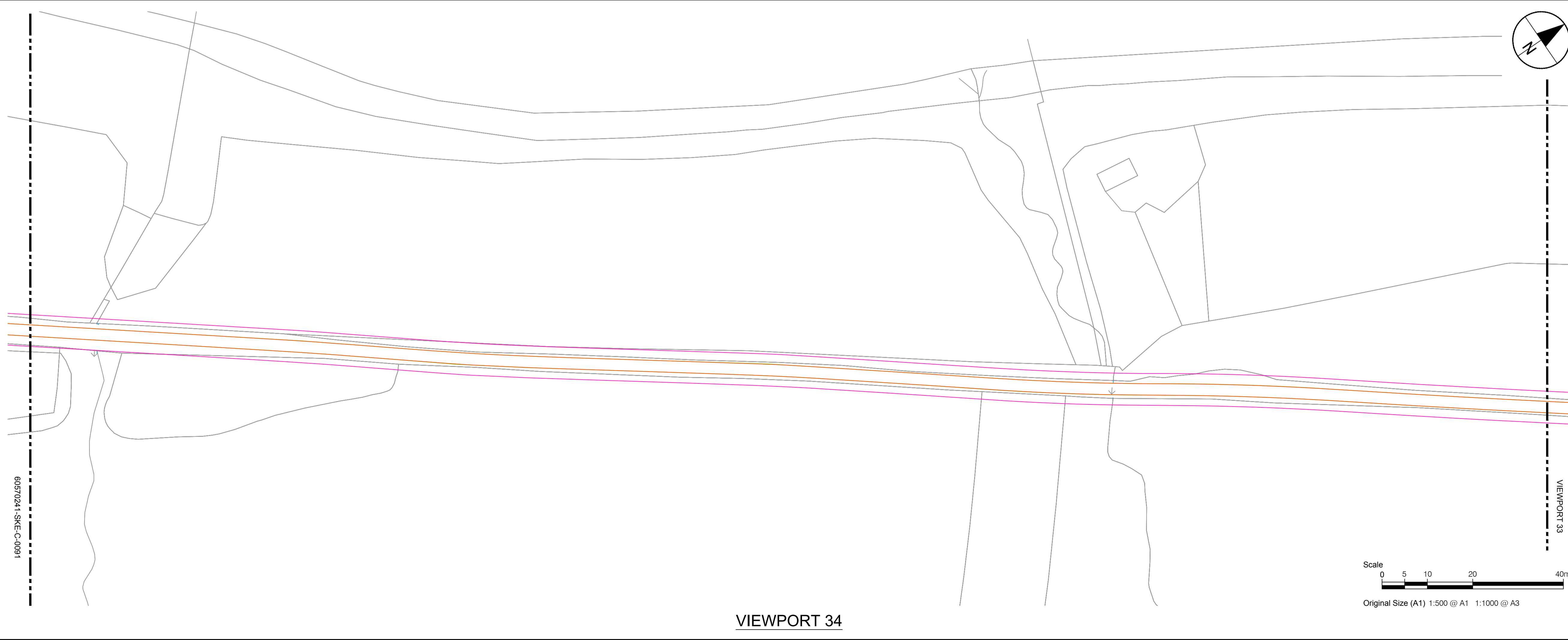
**PROJECT NUMBER**  
 60570241

**SHEET TITLE**  
 B862 TO B852  
 SPA LOW LOADER WITH VOLVO R100E  
 SHEET 17 OF 18

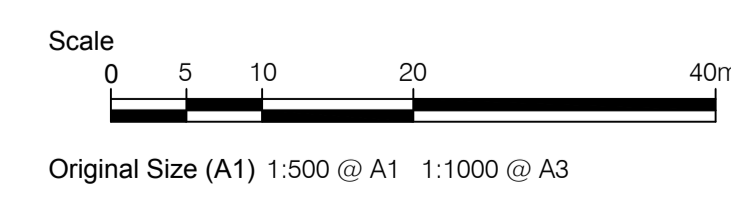
**SHEET NUMBER**  
 60570241-SKE-C-0090



VIEWPORT 34



VIEWPORT 33

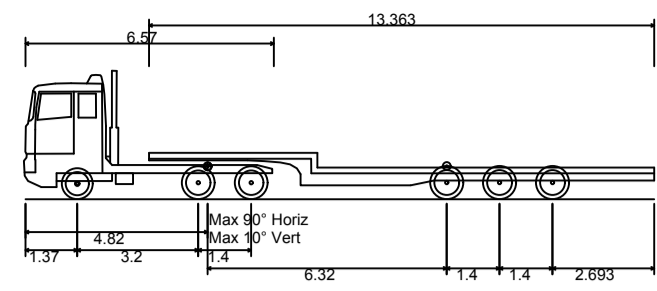


Filename: F:\PROJECTS\DEVELOPMENT - RED JOHN PSH EIA\03 EXECUTION\04 CAD\25-SKETCHES\60570241-SKE-C-0074TO0091.DWG  
 Last saved by: SWANSONAJ Last Potted: 2018-10-11

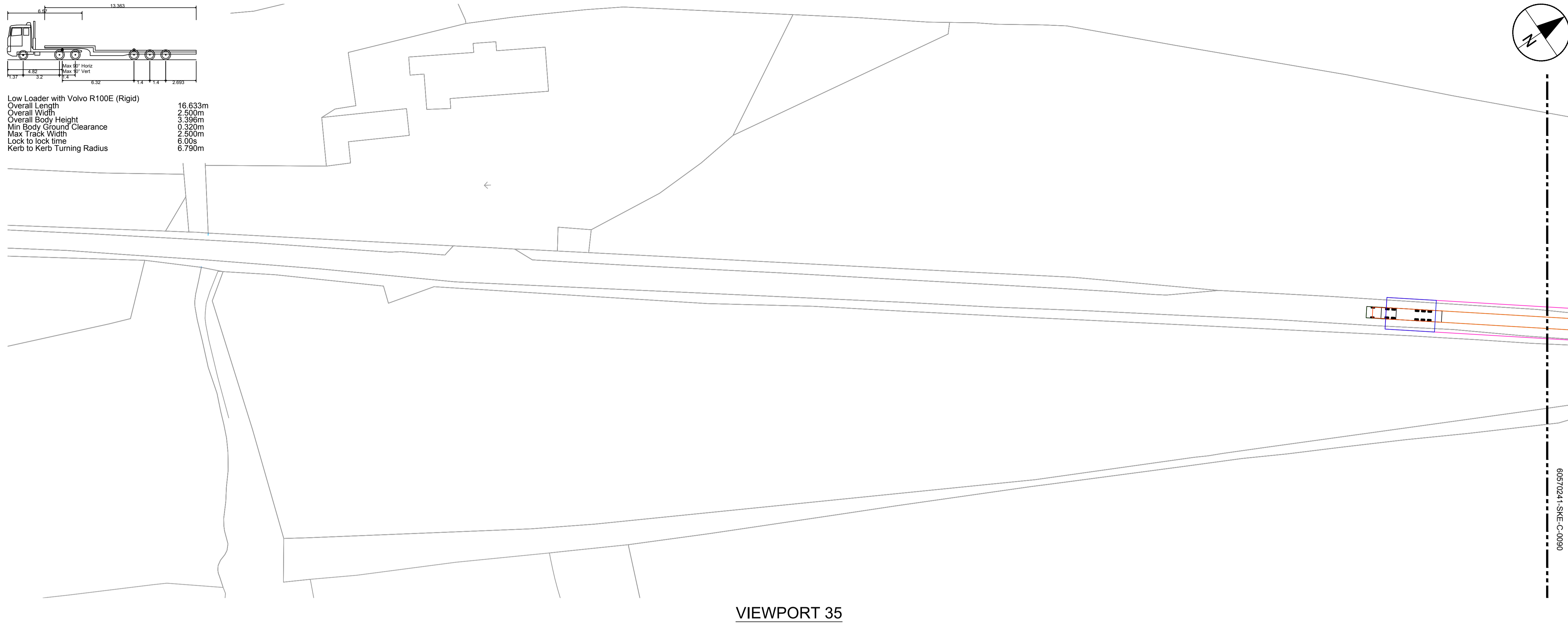
This drawing has been prepared for the use of AECOM's client. It may not be used, modified, reproduced or relied upon by third parties, except as agreed by AECOM or as required by law. AECOM accepts no responsibility, and denies any liability, whatsoever, to any party that uses or relies on this drawing without AECOM's express written consent. All measurements must be obtained from the stated dimensions.

Filename: F:\PROJECTS\DEVELOPMENT - RED JOHN PSH EIA\03 EXECUTION\04 CAD\25-SKETCHES\60570241-SKE-C-0074TO0091.DWG  
 Last saved by: SWANSONAJ Last Potted: 2018-10-11

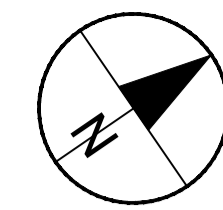
ISO A1 594mm x 841mm  
 Approved: \_\_\_\_\_  
 Checked: \_\_\_\_\_  
 Designer: \_\_\_\_\_  
 Project Management Initials: \_\_\_\_\_



Low Loader with Volvo R100E (Rigid)  
 Overall Length 16.633m  
 Overall Width 2.500m  
 Overall Body Height 3.390m  
 Min Body Ground Clearance 0.320m  
 Max Track Width 2.500m  
 Lock to lock time 6.00s  
 Kerb to Kerb Turning Radius 6.790m



VIEWPORT 35



This drawing has been prepared for the use of AECOM's client. It may not be used, modified, reproduced or relied upon by third parties, except as agreed by AECOM or as required by law. AECOM accepts no responsibility, and denies any liability, whatsoever, to any party that uses or relies on this drawing without AECOM's express written consent. All measurements must be obtained from the stated dimensions.



**PROJECT**  
 ILI PORTFOLIO EIA  
 RED JOHN PUMPED  
 STORAGE HYDRO

**CLIENT**  
 ILI (Highlands PSH)  
 Ltd.

**CONSULTANT**  
 AECOM  
 1 Tanfield  
 EDINBURGH, EH3 5DA  
 +44 (0) 131 301 8600 tel  
 +44 (0) 131 301 8699 fax  
 www.aecom.com

- NOTES**
- ALL WORKS TO BE EXECUTED IN ACCORDANCE WITH THE SPECIFICATION FOR HIGHWAY WORKS - THE MANUAL OF CONTRACT DOCUMENTS FOR HIGHWAY WORKS, DESIGN MANUAL FOR ROADS AND BRIDGES, TRAFFIC SIGNS MANUAL AND LOCAL COUNCIL GUIDELINES.
  - ALL DIMENSIONS ARE IN MILLIMETRES UNLESS STATED OTHERWISE. ALL LEVELS ARE IN METRES AND RELATE TO ORDNANCE DATUM.
  - DO NOT SCALE FROM ANY DRAWING. WORK TO FIGURED DIMENSIONS ONLY. ANY DISCREPANCIES IN DIMENSION ARE TO BE REFERRED TO THE DESIGNER BEFORE WORK IS PUT TO HAND.
  - ALL DIMENSIONS AND LEVELS ARE TO BE CHECKED ON SITE BY THE CONTRACTOR PRIOR TO PREPARING ANY WORKING DRAWINGS OR COMMENCING ON SITE.
  - ALL WORKS BY THE CONTRACTOR MUST BE CARRIED OUT IN SUCH A WAY THAT ALL REQUIREMENTS UNDER THE HEALTH AND SAFETY AT WORK ACT ARE SATISFIED.
  - ALL WORK IS TO BE CARRIED OUT IN COMPLIANCE WITH THE REQUIREMENTS OF THE STATUTORY AUTHORITIES AND CONSTRUCTION DESIGN AND MANAGEMENT REGULATIONS.
  - DRAWING BASE RECEIVED FROM EMAPSITE. AECOM CANNOT GUARANTEE THEIR ACCURACY. CONTRACTOR TO SATISFY THEMSELVES AS TO THE ACCURACY OF SUCH INFORMATION.

**ISSUE/REVISION**

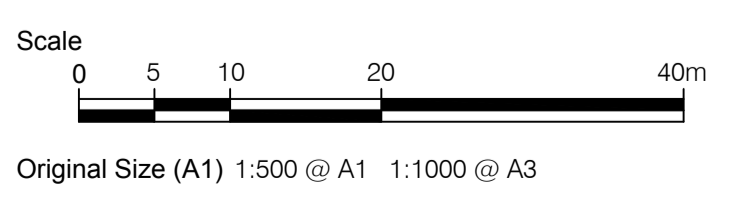
I/R	DATE	DESCRIPTION

**KEY PLAN**

**PROJECT NUMBER**  
 60570241

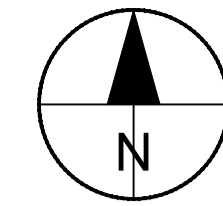
**SHEET TITLE**  
 B862 TO B852  
 SPA LOW LOADER WITH VOLVO R100E  
 SHEET 18 OF 18

**SHEET NUMBER**  
 60570241-SKE-C-0091





### 15.3 Route Assessment Section Two – B852 / B862 Dores Junction to C1064 Site Access



**PROJECT**

**ILI PORTFOLIO EIA  
 RED JOHN PUMPED  
 STORAGE HYDRO**

**CLIENT**

**ILI (Highlands PSH)  
 Ltd.**

**CONSULTANT**

AECOM  
 1 Tanfield  
 EDINBURGH, EH3 5DA  
 +44 (0) 131 301 8600 tel  
 +44 (0) 131 301 8699 fax  
 www.aecom.com

**NOTES**

1. ALL WORKS TO BE EXECUTED IN ACCORDANCE WITH THE SPECIFICATION FOR HIGHWAY WORKS - THE MANUAL OF CONTRACT DOCUMENTS FOR HIGHWAY WORKS, DESIGN MANUAL FOR ROADS AND BRIDGES, TRAFFIC SIGNS MANUAL AND LOCAL COUNCIL GUIDELINES.
2. ALL DIMENSIONS ARE IN MILLIMETRES UNLESS STATED OTHERWISE. ALL LEVELS ARE IN METRES AND RELATE TO ORDNANCE DATUM.
3. DO NOT SCALE FROM ANY DRAWING. WORK TO FIGURED DIMENSIONS ONLY. ANY DISCREPANCIES IN DIMENSION ARE TO BE REFERRED TO THE DESIGNER BEFORE WORK IS PUT TO HAND.
4. ALL DIMENSIONS AND LEVELS ARE TO BE CHECKED ON SITE BY THE CONTRACTOR PRIOR TO PREPARING ANY WORKING DRAWINGS OR COMMENCING ON SITE.
5. ALL WORKS BY THE CONTRACTOR MUST BE CARRIED OUT IN SUCH A WAY THAT ALL REQUIREMENTS UNDER THE HEALTH AND SAFETY AT WORK ACT ARE SATISFIED.
6. ALL WORK IS TO BE CARRIED OUT IN COMPLIANCE WITH THE REQUIREMENTS OF THE STATUTORY AUTHORITIES AND CONSTRUCTION DESIGN AND MANAGEMENT REGULATIONS.
7. DRAWING BASE RECEIVED FROM EMAPSITE. AECOM CANNOT GUARANTEE THEIR ACCURACY. CONTRACTOR TO SATISFY THEMSELVES AS TO THE ACCURACY OF SUCH INFORMATION.

**ISSUE/REVISION**

I/R	DATE	DESCRIPTION

**KEY PLAN**

**PROJECT NUMBER**

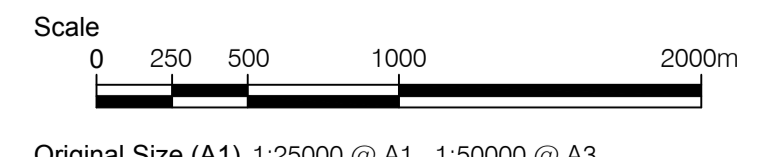
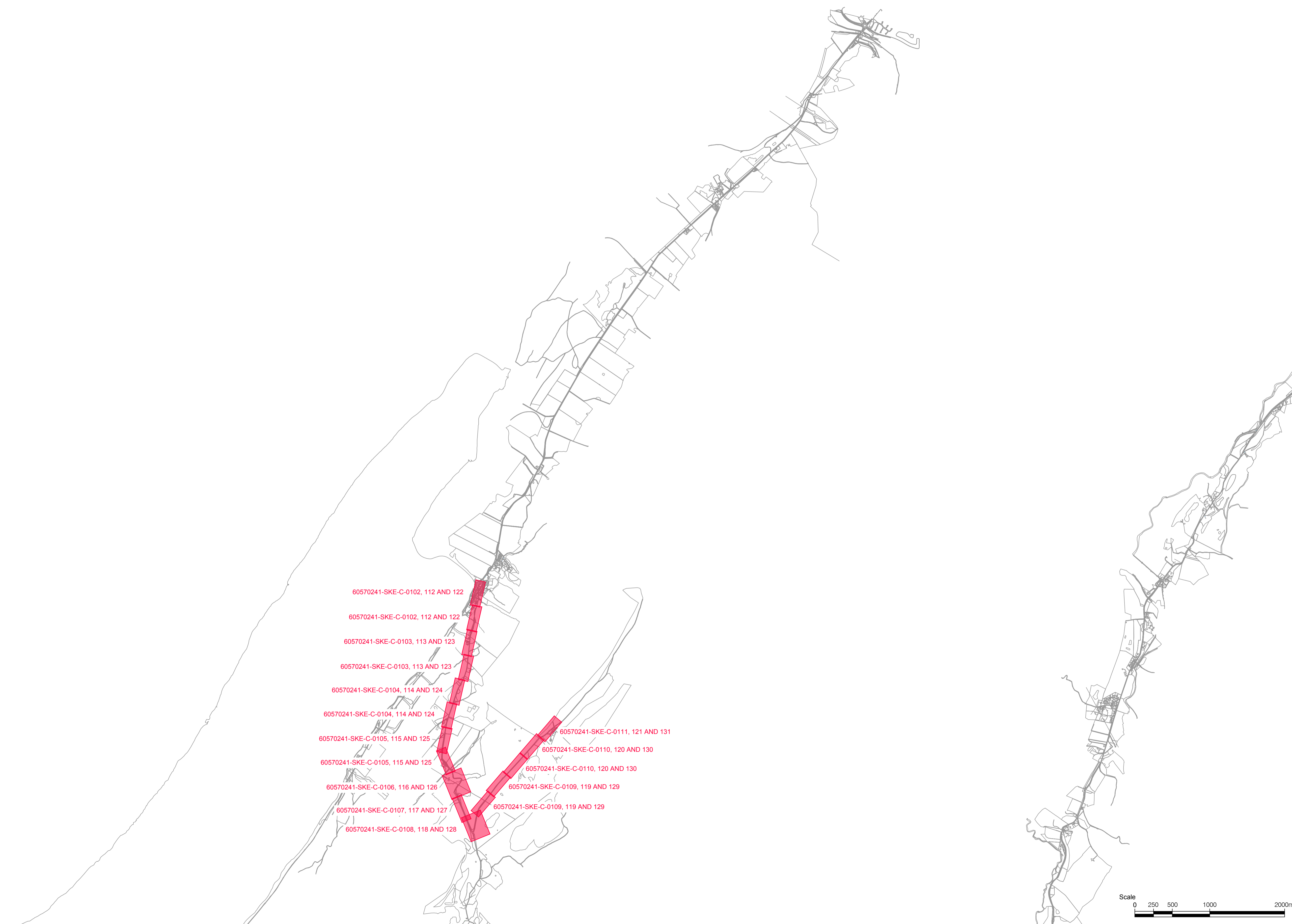
60570241

**SHEET TITLE**

B862 TO C1064  
 KEY PLAN

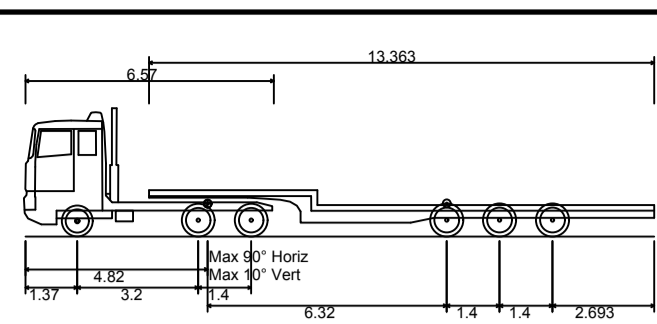
**SHEET NUMBER**

60570241-SKE-C-0101

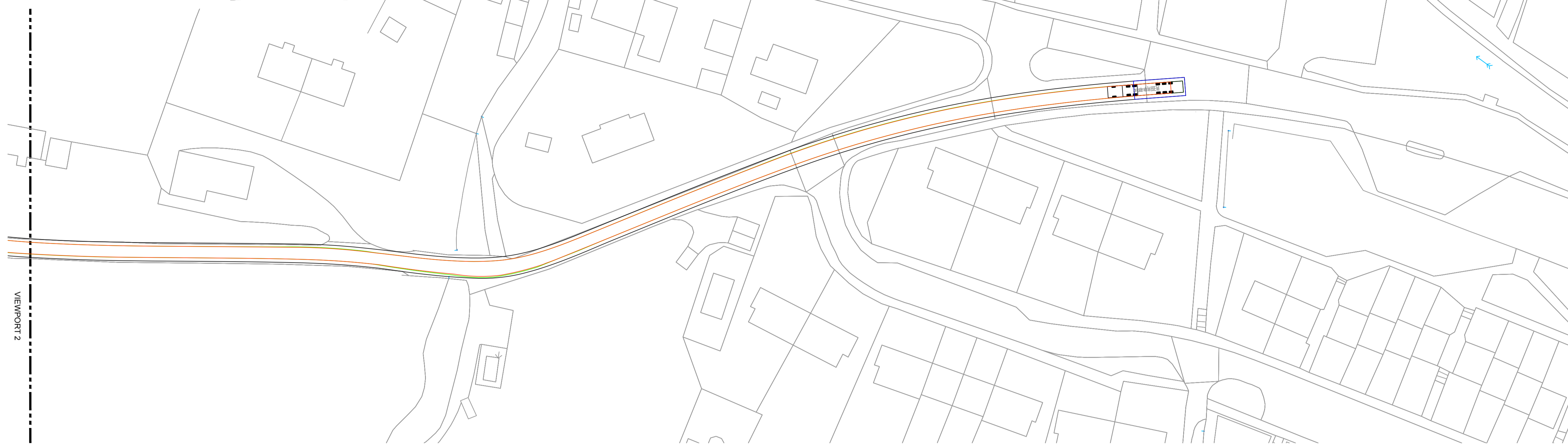


This drawing has been prepared for the use of AECOM's client. It may not be used, modified, reproduced or relied upon by third parties, except as agreed by AECOM or as required by law. AECOM accepts no responsibility, and denies any liability, whatsoever, to any party that uses or relies on this drawing without AECOM's express written consent. Do not scale this document. All measurements must be obtained from the stated dimensions.

ISO A1 594mm x 841mm  
 Project Management Initials: Designer: \_\_\_\_\_ Checked: \_\_\_\_\_ Approved: \_\_\_\_\_  
 Filename: F:\PROJECTS\DEVELOPMENT - RED JOHN PSH EIA\03 EXECUTION\04 CAD\25-SKETCHES\60570241-SKE-C-0102\00111.DWG  
 Last saved by: SWANSONA\J Last Printed: 2018-10-11



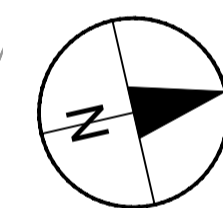
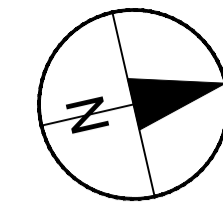
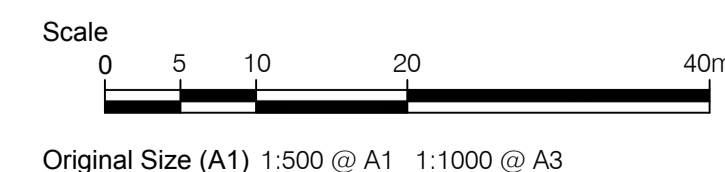
Low Loader with Bell B50E 6x6  
 Overall Length 16.633m  
 Overall Width 2.500m  
 Overall Body Height 3.390m  
 Min Body Ground Clearance 0.320m  
 Max Track Width 2.500m  
 Lock to lock time 6.00s  
 Kerb to Kerb Turning Radius 6.790m



VIEWPORT 1



VIEWPORT 2



**PROJECT**  
 ILI PORTFOLIO EIA  
 RED JOHN PUMPED  
 STORAGE HYDRO

**CLIENT**  
 ILI (Highlands PSH)  
 Ltd.

**CONSULTANT**  
 AECOM  
 1 Tanfield  
 EDINBURGH, EH3 5DA  
 +44 (0) 131 301 8600 tel  
 +44 (0) 131 301 8699 fax  
 www.aecom.com

- NOTES**
1. ALL WORKS TO BE EXECUTED IN ACCORDANCE WITH THE SPECIFICATION FOR HIGHWAY WORKS - THE MANUAL OF CONTRACT DOCUMENTS FOR HIGHWAY WORKS, DESIGN MANUAL FOR ROADS AND BRIDGES, TRAFFIC SIGNS MANUAL AND LOCAL COUNCIL GUIDELINES.
  2. ALL DIMENSIONS ARE IN MILLIMETRES UNLESS STATED OTHERWISE. ALL LEVELS ARE IN METRES AND RELATE TO ORDNANCE DATUM.
  3. DO NOT SCALE FROM ANY DRAWING. WORK TO FIGURED DIMENSIONS ONLY. ANY DISCREPANCIES IN DIMENSION ARE TO BE REFERRED TO THE DESIGNER BEFORE WORK IS PUT TO HAND.
  4. ALL DIMENSIONS AND LEVELS ARE TO BE CHECKED ON SITE BY THE CONTRACTOR PRIOR TO PREPARING ANY WORKING DRAWINGS OR COMMENCING ON SITE.
  5. ALL WORKS BY THE CONTRACTOR MUST BE CARRIED OUT IN SUCH A WAY THAT ALL REQUIREMENTS UNDER THE HEALTH AND SAFETY AT WORK ACT ARE SATISFIED.
  6. ALL WORK IS TO BE CARRIED OUT IN COMPLIANCE WITH THE REQUIREMENTS OF THE STATUTORY AUTHORITIES AND CONSTRUCTION DESIGN AND MANAGEMENT REGULATIONS.
  7. DRAWING BASE RECEIVED FROM EMAPSITE. AECOM CANNOT GUARANTEE THEIR ACCURACY. CONTRACTOR TO SATISFY THEMSELVES AS TO THE ACCURACY OF SUCH INFORMATION.

**ISSUE/REVISION**

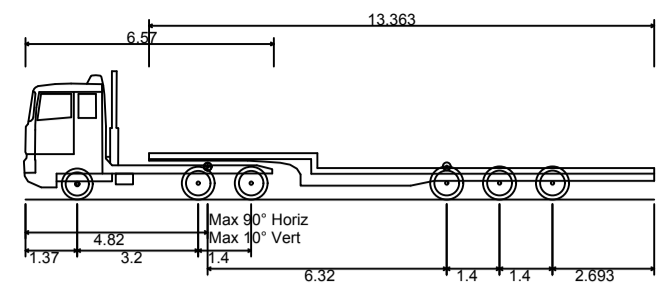
I/R	DATE	DESCRIPTION

**KEY PLAN**

**PROJECT NUMBER**  
 60570241  
**SHEET TITLE**  
 B862 TO C1064  
 SPA LOW LOADER WITH BELL B50E  
 SHEET 1 OF 10  
**SHEET NUMBER**  
 60570241-SKE-C-0102

This drawing has been prepared for the use of AECOM's client. It may not be used, modified, reproduced or relied upon by third parties, except as agreed by AECOM or as required by law. AECOM accepts no responsibility, and denies any liability, whatsoever, to any party that uses or relies on this drawing without AECOM's express written consent. All measurements must be obtained from the stated dimensions.

ISO A1 594mm x 841mm



Low Loader with Bell B50E 6x6  
 Overall Length 16.633m  
 Overall Width 2.500m  
 Overall Body Height 3.390m  
 Min Body Ground Clearance 0.320m  
 Max Track Width 2.500m  
 Lock to lock time 6.00s  
 Kerb to Kerb Turning Radius 6.790m

Approved: \_\_\_\_\_  
 Checked: \_\_\_\_\_  
 Designer: \_\_\_\_\_

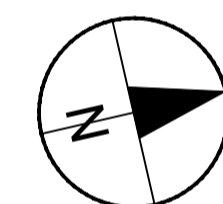
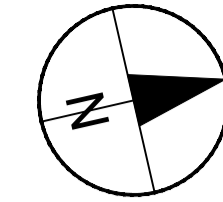
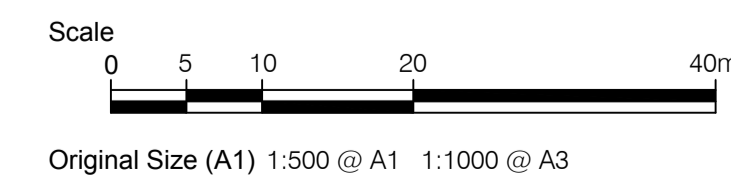
Project Management Initials: \_\_\_\_\_



VIEWPORT 3



VIEWPORT 4



This drawing has been prepared for the use of AECOM's client. It may not be used, modified, reproduced or relied upon by third parties, except as agreed by AECOM or as required by law. AECOM accepts no responsibility, and denies any liability, whatsoever, to any party that uses or relies on this drawing without AECOM's express written consent. All measurements must be obtained from the stated dimensions.



**PROJECT**  
 ILI PORTFOLIO EIA  
 RED JOHN PUMPED  
 STORAGE HYDRO

**CLIENT**  
 ILI (Highlands PSH)  
 Ltd.

**CONSULTANT**  
 AECOM  
 1 Tanfield  
 EDINBURGH, EH3 5DA  
 +44 (0) 131 301 8600 tel  
 +44 (0) 131 301 8699 fax  
 www.aecom.com

- NOTES**
- ALL WORKS TO BE EXECUTED IN ACCORDANCE WITH THE SPECIFICATION FOR HIGHWAY WORKS - THE MANUAL OF CONTRACT DOCUMENTS FOR HIGHWAY WORKS, DESIGN MANUAL FOR ROADS AND BRIDGES, TRAFFIC SIGNS MANUAL AND LOCAL COUNCIL GUIDELINES.
  - ALL DIMENSIONS ARE IN MILLIMETRES UNLESS STATED OTHERWISE. ALL LEVELS ARE IN METRES AND RELATE TO ORDNANCE DATUM.
  - DO NOT SCALE FROM ANY DRAWING. WORK TO FIGURED DIMENSIONS ONLY. ANY DISCREPANCIES IN DIMENSION ARE TO BE REFERRED TO THE DESIGNER BEFORE WORK IS PUT TO HAND.
  - ALL DIMENSIONS AND LEVELS ARE TO BE CHECKED ON SITE BY THE CONTRACTOR PRIOR TO PREPARING ANY WORKING DRAWINGS OR COMMENCING ON SITE.
  - ALL WORKS BY THE CONTRACTOR MUST BE CARRIED OUT IN SUCH A WAY THAT ALL REQUIREMENTS UNDER THE HEALTH AND SAFETY AT WORK ACT ARE SATISFIED.
  - ALL WORK IS TO BE CARRIED OUT IN COMPLIANCE WITH THE REQUIREMENTS OF THE STATUTORY AUTHORITIES AND CONSTRUCTION DESIGN AND MANAGEMENT REGULATIONS.
  - DRAWING BASE RECEIVED FROM EMAPSITE. AECOM CANNOT GUARANTEE THEIR ACCURACY. CONTRACTOR TO SATISFY THEMSELVES AS TO THE ACCURACY OF SUCH INFORMATION.

**ISSUE/REVISION**

I/R	DATE	DESCRIPTION

**KEY PLAN**

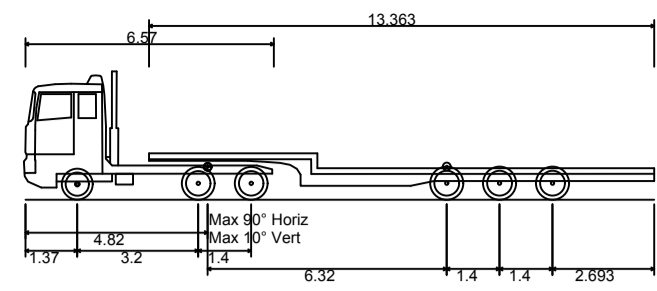
**PROJECT NUMBER**  
 60570241

**SHEET TITLE**  
 B862 TO C1064  
 SPA LOW LOADER WITH BELL B50E  
 SHEET 2 OF 10

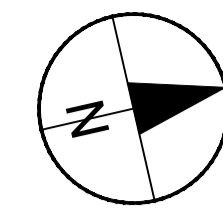
**SHEET NUMBER**  
 60570241-SKE-C-0103

Filename: F:\PROJECTS\DEVELOPMENT - RED JOHN PSH EIA\03 EXECUTION\04 CAD\25-SKETCHES\60570241-SKE-C-0102\TO0111.DWG  
 Last saved by: SWANSONAJ Last Prolifer: 2016-10-11

ISO A1 594mm x 841mm  
 Approved: \_\_\_\_\_  
 Checked: \_\_\_\_\_  
 Designer: \_\_\_\_\_  
 Project Management Initials: \_\_\_\_\_



Low Loader with Bell B50E 6x6	16.633m
Overall Length	2.500m
Overall Width	3.390m
Overall Body Height	0.320m
Min Body Ground Clearance	2.500m
Max Track Width	6.00s
Lock to lock time	6.790m
Kerb to Kerb Turning Radius	



# AECOM

**PROJECT**  
**ILI PORTFOLIO EIA**  
**RED JOHN PUMPED**  
**STORAGE HYDRO**

**CLIENT**  
**ILI (Highlands PSH)**  
**Ltd.**

**CONSULTANT**  
 AECOM  
 1 Tanfield  
 EDINBURGH, EH3 5DA  
 +44 (0) 131 301 8600 tel  
 +44 (0) 131 301 8699 fax  
 www.aecom.com

- NOTES**
- ALL WORKS TO BE EXECUTED IN ACCORDANCE WITH THE SPECIFICATION FOR HIGHWAY WORKS - THE MANUAL OF CONTRACT DOCUMENTS FOR HIGHWAY WORKS, DESIGN MANUAL FOR ROADS AND BRIDGES, TRAFFIC SIGNS MANUAL AND LOCAL COUNCIL GUIDELINES.
  - ALL DIMENSIONS ARE IN MILLIMETRES UNLESS STATED OTHERWISE. ALL LEVELS ARE IN METRES AND RELATE TO ORDNANCE DATUM.
  - DO NOT SCALE FROM ANY DRAWING. WORK TO FIGURED DIMENSIONS ONLY. ANY DISCREPANCIES IN DIMENSION ARE TO BE REFERRED TO THE DESIGNER BEFORE WORK IS PUT TO HAND.
  - ALL DIMENSIONS AND LEVELS ARE TO BE CHECKED ON SITE BY THE CONTRACTOR PRIOR TO PREPARING ANY WORKING DRAWINGS OR COMMENCING ON SITE.
  - ALL WORKS BY THE CONTRACTOR MUST BE CARRIED OUT IN SUCH A WAY THAT ALL REQUIREMENTS UNDER THE HEALTH AND SAFETY AT WORK ACT ARE SATISFIED.
  - ALL WORK IS TO BE CARRIED OUT IN COMPLIANCE WITH THE REQUIREMENTS OF THE STATUTORY AUTHORITIES AND CONSTRUCTION DESIGN AND MANAGEMENT REGULATIONS.
  - DRAWING BASE RECEIVED FROM EMAPSITE. AECOM CANNOT GUARANTEE THEIR ACCURACY. CONTRACTOR TO SATISFY THEMSELVES AS TO THE ACCURACY OF SUCH INFORMATION.

**ISSUE/REVISION**

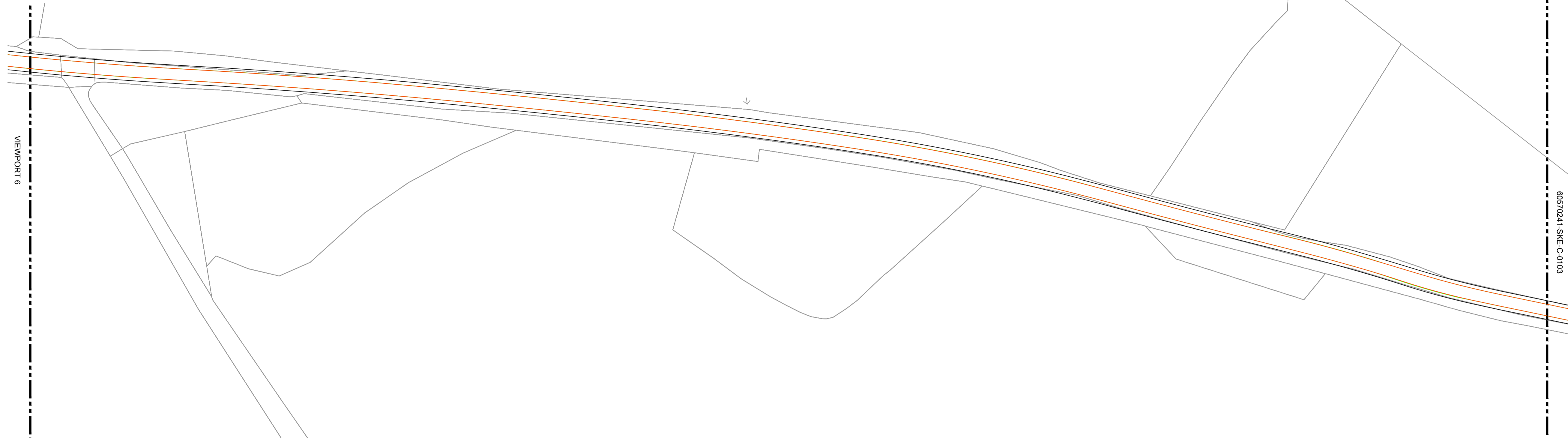
I/R	DATE	DESCRIPTION

**KEY PLAN**

**PROJECT NUMBER**  
 60570241

**SHEET TITLE**  
 B862 TO C1064  
 SPA LOW LOADER WITH BELL B50E  
 SHEET 3 OF 10

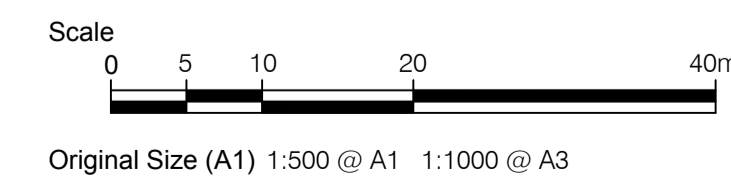
**SHEET NUMBER**  
 60570241-SKE-C-0104



**VIEWPORT 5**



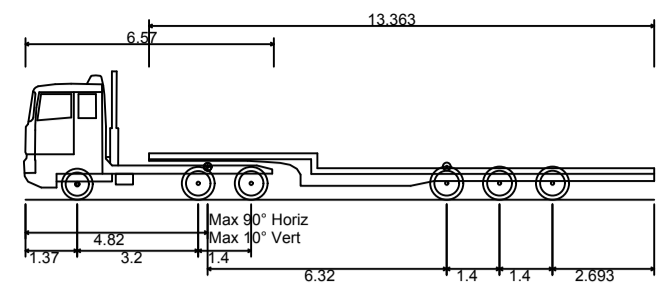
**VIEWPORT 6**




Filename: F:\PROJECTS\DEVELOPMENT - RED JOHN PSH EIA\03 EXECUTION\04 CAD\25-SKETCHES\60570241-SKE-C-0102\TO0111.DWG  
 Last saved by: SWANSONAJ Last Potted: 2018-10-11

This drawing has been prepared for the use of AECOM's client. It may not be used, modified, reproduced or relied upon by third parties, except as agreed by AECOM or as required by law. AECOM accepts no responsibility, and denies any liability, whatsoever, to any party that uses or relies on this drawing without AECOM's express written consent. All measurements must be obtained from the stated dimensions.

ISO A1 594mm x 841mm  
 Approved: \_\_\_\_\_  
 Checked: \_\_\_\_\_  
 Designer: \_\_\_\_\_  
 Project Management Initials: \_\_\_\_\_



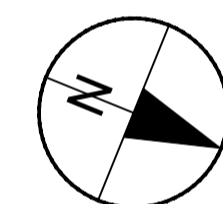
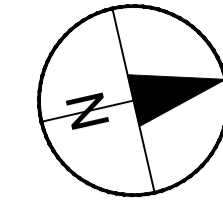
Low Loader with Bell B50E 6x6	16.633m
Overall Length	2.500m
Overall Width	3.390m
Overall Body Height	0.320m
Min Body Ground Clearance	2.500m
Max Track Width	6.00s
Lock to lock time	6.790m
Kerb to Kerb Turning Radius	



VIEWPORT 7



VIEWPORT 8



**PROJECT**  
 ILI PORTFOLIO EIA  
 RED JOHN PUMPED  
 STORAGE HYDRO

**CLIENT**  
 ILI (Highlands PSH)  
 Ltd.

**CONSULTANT**  
 AECOM  
 1 Tanfield  
 EDINBURGH, EH3 5DA  
 +44 (0) 131 301 8600 tel  
 +44 (0) 131 301 8699 fax  
 www.aecom.com

- NOTES**
1. ALL WORKS TO BE EXECUTED IN ACCORDANCE WITH THE SPECIFICATION FOR HIGHWAY WORKS - THE MANUAL OF CONTRACT DOCUMENTS FOR HIGHWAY WORKS, DESIGN MANUAL FOR ROADS AND BRIDGES, TRAFFIC SIGNS MANUAL AND LOCAL COUNCIL GUIDELINES.
  2. ALL DIMENSIONS ARE IN MILLIMETRES UNLESS STATED OTHERWISE. ALL LEVELS ARE IN METRES AND RELATE TO ORDNANCE DATUM.
  3. DO NOT SCALE FROM ANY DRAWING. WORK TO FIGURED DIMENSIONS ONLY. ANY DISCREPANCIES IN DIMENSION ARE TO BE REFERRED TO THE DESIGNER BEFORE WORK IS PUT TO HAND.
  4. ALL DIMENSIONS AND LEVELS ARE TO BE CHECKED ON SITE BY THE CONTRACTOR PRIOR TO PREPARING ANY WORKING DRAWINGS OR COMMENCING ON SITE.
  5. ALL WORKS BY THE CONTRACTOR MUST BE CARRIED OUT IN SUCH A WAY THAT ALL REQUIREMENTS UNDER THE HEALTH AND SAFETY AT WORK ACT ARE SATISFIED.
  6. ALL WORK IS TO BE CARRIED OUT IN COMPLIANCE WITH THE REQUIREMENTS OF THE STATUTORY AUTHORITIES AND CONSTRUCTION DESIGN AND MANAGEMENT REGULATIONS.
  7. DRAWING BASE RECEIVED FROM EMAPSITE. AECOM CANNOT GUARANTEE THEIR ACCURACY. CONTRACTOR TO SATISFY THEMSELVES AS TO THE ACCURACY OF SUCH INFORMATION.

**ISSUE/REVISION**

I/R	DATE	DESCRIPTION

**KEY PLAN**

**PROJECT NUMBER**  
 60570241

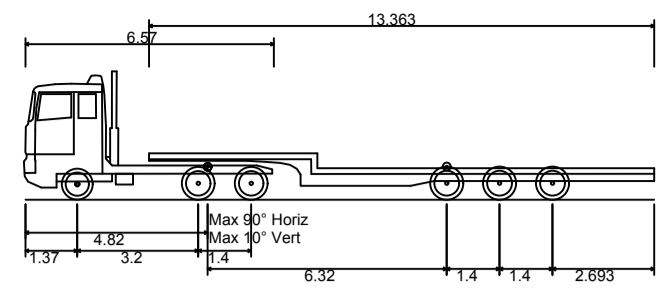
**SHEET TITLE**  
 B862 TO C1064  
 SPA LOW LOADER WITH BELL B50E  
 SHEET 4 OF 10

**SHEET NUMBER**  
 60570241-SKE-C-0105

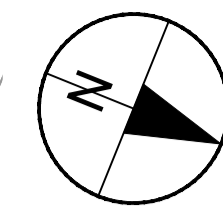
This drawing has been prepared for the use of AECOM's client. It may not be used, modified, reproduced or relied upon by third parties, except as agreed by AECOM or as required by law. AECOM accepts no responsibility, and denies any liability, whatsoever, to any party that uses or relies on this drawing without AECOM's express written consent. All measurements must be obtained from the stated dimensions.

Filename: F:\PROJECTS\DEVELOPMENT - RED JOHN PSH EIA\03 EXECUTION\04 CAD\25-SKETCHES\60570241-SKE-C-0102\00111.DWG  
 Last saved by: SWANSONAJ Last Potted: 2016-10-11

ISO A1 594mm x 841mm  
 Approved: \_\_\_\_\_  
 Checked: \_\_\_\_\_  
 Designer: \_\_\_\_\_  
 Project Management Initials: \_\_\_\_\_



Low Loader with Bell B50E 6x6	
Overall Length	16.633m
Overall Width	2.500m
Overall Body Height	3.390m
Min Body Ground Clearance	0.320m
Max Track Width	2.500m
Lock to lock time	6.0s
Kerb to Kerb Turning Radius	6.790m



# AECOM

**PROJECT**  
**ILI PORTFOLIO EIA**  
**RED JOHN PUMPED**  
**STORAGE HYDRO**

**CLIENT**  
**ILI (Highlands PSH)**  
**Ltd.**

**CONSULTANT**  
 AECOM  
 1 Tanfield  
 EDINBURGH, EH3 5DA  
 +44 (0) 131 301 8600 tel  
 +44 (0) 131 301 8699 fax  
 www.aecom.com

- NOTES**
1. ALL WORKS TO BE EXECUTED IN ACCORDANCE WITH THE SPECIFICATION FOR HIGHWAY WORKS - THE MANUAL OF CONTRACT DOCUMENTS FOR HIGHWAY WORKS, DESIGN MANUAL FOR ROADS AND BRIDGES, TRAFFIC SIGNS MANUAL AND LOCAL COUNCIL GUIDELINES.
  2. ALL DIMENSIONS ARE IN MILLIMETRES UNLESS STATED OTHERWISE. ALL LEVELS ARE IN METRES AND RELATE TO ORDNANCE DATUM.
  3. DO NOT SCALE FROM ANY DRAWING. WORK TO FIGURED DIMENSIONS ONLY. ANY DISCREPANCIES IN DIMENSION ARE TO BE REFERRED TO THE DESIGNER BEFORE WORK IS PUT TO HAND.
  4. ALL DIMENSIONS AND LEVELS ARE TO BE CHECKED ON SITE BY THE CONTRACTOR PRIOR TO PREPARING ANY WORKING DRAWINGS OR COMMENCING ON SITE.
  5. ALL WORKS BY THE CONTRACTOR MUST BE CARRIED OUT IN SUCH A WAY THAT ALL REQUIREMENTS UNDER THE HEALTH AND SAFETY AT WORK ACT ARE SATISFIED.
  6. ALL WORK IS TO BE CARRIED OUT IN COMPLIANCE WITH THE REQUIREMENTS OF THE STATUTORY AUTHORITIES AND CONSTRUCTION DESIGN AND MANAGEMENT REGULATIONS.
  7. DRAWING BASE RECEIVED FROM EMAPSITE. AECOM CANNOT GUARANTEE THEIR ACCURACY. CONTRACTOR TO SATISFY THEMSELVES AS TO THE ACCURACY OF SUCH INFORMATION.

**ISSUE/REVISION**

I/R	DATE	DESCRIPTION

**KEY PLAN**

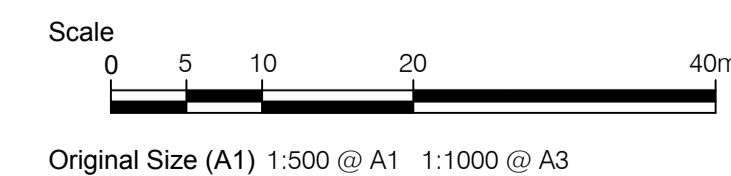
**PROJECT NUMBER**  
 60570241

**SHEET TITLE**  
 B862 TO C1064  
 SPA LOW LOADER WITH BELL B50E  
 SHEET 5 OF 10

**SHEET NUMBER**  
 60570241-SKE-C-0106

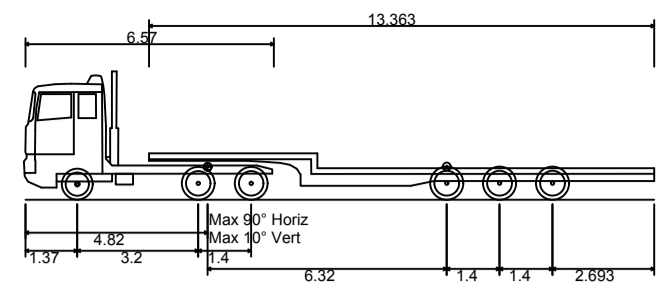


**VIEWPORT 9**




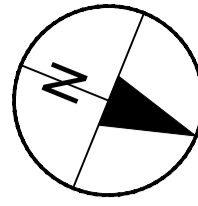
This drawing has been prepared for the use of AECOM's client. It may not be used, modified, reproduced or relied upon by third parties, except as agreed by AECOM or as required by law. AECOM accepts no responsibility, and denies any liability, whatsoever, to any party that uses or relies on this drawing without AECOM's express written consent. All measurements must be obtained from the stated dimensions.

Filename: F:\PROJECTS\DEVELOPMENT - RED JOHN PSH EIA\03 EXECUTION\04 CAD\25-SKETCHES\60570241-SKE-C-0102\TO0111.DWG  
 Last saved by: SWANSONAJ Last Potted: 2016-10-11



Low Loader with Bell B50E 6x6	
Overall Length	16.633m
Overall Width	2.500m
Overall Body Height	3.395m
Min Body Ground Clearance	0.320m
Max Track Width	2.500m
Lock to lock time	6.00s
Kerb to Kerb Turning Radius	6.790m

60570241-SKE-C-0108



**VIEWPORT 10**

This drawing has been prepared for the use of AECOM's client. It may not be used, modified, reproduced or relied upon by third parties, except as agreed by AECOM or as required by law. AECOM accepts no responsibility, and denies any liability, whatsoever, to any party that uses or relies on this drawing without AECOM's express written consent. All measurements must be obtained from the stated dimensions.



**PROJECT**  
**ILI PORTFOLIO EIA  
RED JOHN PUMPED  
STORAGE HYDRO**

**CLIENT**  
**ILI (Highlands PSH)  
Ltd.**

**CONSULTANT**  
AECOM  
1 Tanfield  
EDINBURGH, EH3 5DA  
+44 (0) 131 301 8600 tel  
+44 (0) 131 301 8699 fax  
www.aecom.com

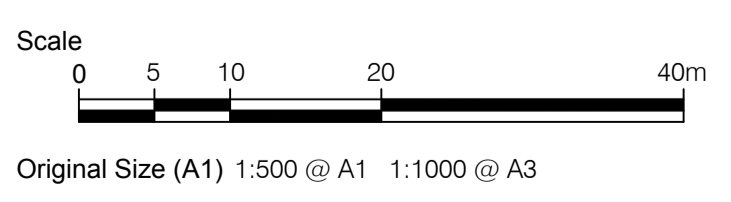
- NOTES**
- ALL WORKS TO BE EXECUTED IN ACCORDANCE WITH THE SPECIFICATION FOR HIGHWAY WORKS - THE MANUAL OF CONTRACT DOCUMENTS FOR HIGHWAY WORKS, DESIGN MANUAL FOR ROADS AND BRIDGES, TRAFFIC SIGNS MANUAL AND LOCAL COUNCIL GUIDELINES.
  - ALL DIMENSIONS ARE IN MILLIMETRES UNLESS STATED OTHERWISE. ALL LEVELS ARE IN METRES AND RELATE TO ORDNANCE DATUM.
  - DO NOT SCALE FROM ANY DRAWING. WORK TO FIGURED DIMENSIONS ONLY. ANY DISCREPANCIES IN DIMENSION ARE TO BE REFERRED TO THE DESIGNER BEFORE WORK IS PUT TO HAND.
  - ALL DIMENSIONS AND LEVELS ARE TO BE CHECKED ON SITE BY THE CONTRACTOR PRIOR TO PREPARING ANY WORKING DRAWINGS OR COMMENCING ON SITE.
  - ALL WORKS BY THE CONTRACTOR MUST BE CARRIED OUT IN SUCH A WAY THAT ALL REQUIREMENTS UNDER THE HEALTH AND SAFETY AT WORK ACT ARE SATISFIED.
  - ALL WORK IS TO BE CARRIED OUT IN COMPLIANCE WITH THE REQUIREMENTS OF THE STATUTORY AUTHORITIES AND CONSTRUCTION DESIGN AND MANAGEMENT REGULATIONS.
  - DRAWING BASE RECEIVED FROM EMAPSITE. AECOM CANNOT GUARANTEE THEIR ACCURACY. CONTRACTOR TO SATISFY THEMSELVES AS TO THE ACCURACY OF SUCH INFORMATION.

**ISSUE/REVISION**

I/R	DATE	DESCRIPTION

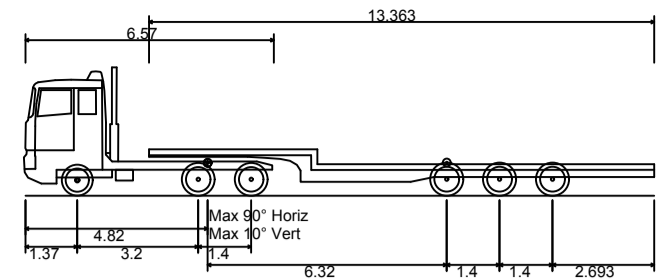
**KEY PLAN**

**PROJECT NUMBER**  
60570241  
**SHEET TITLE**  
B862 TO C1064  
SPA LOW LOADER WITH BELL B50E  
SHEET 6 OF 10  
**SHEET NUMBER**  
60570241-SKE-C-0107

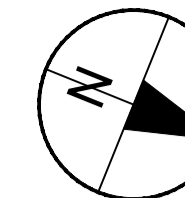




ISO A1 594mm x 841mm  
 Approved: \_\_\_\_\_  
 Checked: \_\_\_\_\_  
 Designer: \_\_\_\_\_  
 Project Management Initials: \_\_\_\_\_



Low Loader with Bell B50E 6x6  
 Overall Length 16.633m  
 Overall Width 2.500m  
 Overall Body Height 3.390m  
 Min Body Ground Clearance 0.320m  
 Max Track Width 2.500m  
 Lock to lock time 6.00s  
 Kerb to Kerb Turning Radius 6.790m



# AECOM

**PROJECT**  
 ILI PORTFOLIO EIA  
 RED JOHN PUMPED  
 STORAGE HYDRO

**CLIENT**  
 ILI (Highlands PSH)  
 Ltd.

**CONSULTANT**  
 AECOM  
 1 Tanfield  
 EDINBURGH, EH3 5DA  
 +44 (0) 131 301 8600 tel  
 +44 (0) 131 301 8699 fax  
 www.aecom.com

- NOTES**
1. ALL WORKS TO BE EXECUTED IN ACCORDANCE WITH THE SPECIFICATION FOR HIGHWAY WORKS - THE MANUAL OF CONTRACT DOCUMENTS FOR HIGHWAY WORKS, DESIGN MANUAL FOR ROADS AND BRIDGES, TRAFFIC SIGNS MANUAL AND LOCAL COUNCIL GUIDELINES.
  2. ALL DIMENSIONS ARE IN MILLIMETRES UNLESS STATED OTHERWISE. ALL LEVELS ARE IN METRES AND RELATE TO ORDANCE DATUM.
  3. DO NOT SCALE FROM ANY DRAWING. WORK TO FIGURED DIMENSIONS ONLY. ANY DISCREPANCIES IN DIMENSION ARE TO BE REFERRED TO THE DESIGNER BEFORE WORK IS PUT TO HAND.
  4. ALL DIMENSIONS AND LEVELS ARE TO BE CHECKED ON SITE BY THE CONTRACTOR PRIOR TO PREPARING ANY WORKING DRAWINGS OR COMMENCING ON SITE.
  5. ALL WORKS BY THE CONTRACTOR MUST BE CARRIED OUT IN SUCH A WAY THAT ALL REQUIREMENTS UNDER THE HEALTH AND SAFETY AT WORK ACT ARE SATISFIED.
  6. ALL WORK IS TO BE CARRIED OUT IN COMPLIANCE WITH THE REQUIREMENTS OF THE STATUTORY AUTHORITIES AND CONSTRUCTION DESIGN AND MANAGEMENT REGULATIONS.
  7. DRAWING BASE RECEIVED FROM EMAPSITE. AECOM CANNOT GUARANTEE THEIR ACCURACY. CONTRACTOR TO SATISFY THEMSELVES AS TO THE ACCURACY OF SUCH INFORMATION.

**ISSUE/REVISION**

I/R	DATE	DESCRIPTION

**KEY PLAN**

**PROJECT NUMBER**

60570241

**SHEET TITLE**

B862 TO C1064  
 SPA LOW LOADER WITH BELL B50E  
 SHEET 7 OF 10

**SHEET NUMBER**

60570241-SKE-C-0108

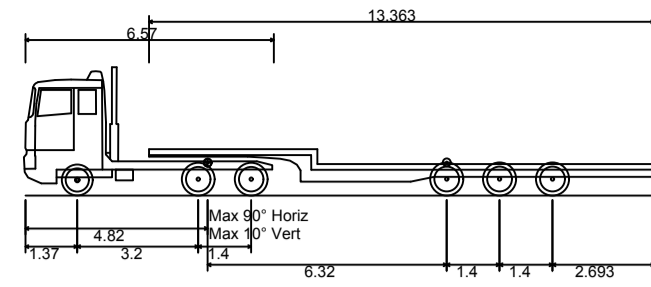
This drawing has been prepared for the use of AECOM's client. It may not be used, modified, reproduced or relied upon by third parties, except as agreed by AECOM or as required by law. AECOM accepts no responsibility, and denies any liability, whatsoever, to any party that uses or relies on this drawing without AECOM's express written consent. All measurements must be obtained from the stated dimensions.

Filename: F:\PROJECTS\DEVELOPMENT - RED JOHN PSH EIA\03 EXECUTION\04 CAD\25-SKETCHES\60570241-SKE-C-0102TO0111.DWG  
 Last saved by: SWANSONAJ Last Potted: 2016-10-11



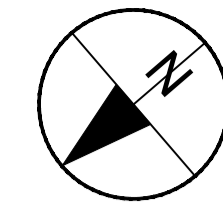
VIEWPORT 11

ISO A1 594mm x 841mm



Low Loader with Bell B50E 6x6  
 Overall Length 16.633m  
 Overall Width 2.500m  
 Overall Body Height 3.390m  
 Min Body Ground Clearance 0.320m  
 Max Track Width 2.500m  
 Lock to lock time 6.00s  
 Kerb to Kerb Turning Radius 6.790m

Approved: \_\_\_\_\_  
 Checked: \_\_\_\_\_  
 Designer: \_\_\_\_\_  
 Project Management Initials: \_\_\_\_\_



# AECOM

**PROJECT**  
 ILI PORTFOLIO EIA  
 RED JOHN PUMPED  
 STORAGE HYDRO

**CLIENT**  
 ILI (Highlands PSH)  
 Ltd.

**CONSULTANT**  
 AECOM  
 1 Tanfield  
 EDINBURGH, EH3 5DA  
 +44 (0) 131 301 8600 tel  
 +44 (0) 131 301 8699 fax  
 www.aecom.com

- NOTES**
1. ALL WORKS TO BE EXECUTED IN ACCORDANCE WITH THE SPECIFICATION FOR HIGHWAY WORKS - THE MANUAL OF CONTRACT DOCUMENTS FOR HIGHWAY WORKS, DESIGN MANUAL FOR ROADS AND BRIDGES, TRAFFIC SIGNS MANUAL AND LOCAL COUNCIL GUIDELINES.
  2. ALL DIMENSIONS ARE IN MILLIMETRES UNLESS STATED OTHERWISE. ALL LEVELS ARE IN METRES AND RELATE TO ORDANCE DATUM.
  3. DO NOT SCALE FROM ANY DRAWING. WORK TO FIGURED DIMENSIONS ONLY. ANY DISCREPANCIES IN DIMENSION ARE TO BE REFERRED TO THE DESIGNER BEFORE WORK IS PUT TO HAND.
  4. ALL DIMENSIONS AND LEVELS ARE TO BE CHECKED ON SITE BY THE CONTRACTOR PRIOR TO PREPARING ANY WORKING DRAWINGS OR COMMENCING ON SITE.
  5. ALL WORKS BY THE CONTRACTOR MUST BE CARRIED OUT IN SUCH A WAY THAT ALL REQUIREMENTS UNDER THE HEALTH AND SAFETY AT WORK ACT ARE SATISFIED.
  6. ALL WORK IS TO BE CARRIED OUT IN COMPLIANCE WITH THE REQUIREMENTS OF THE STATUTORY AUTHORITIES AND CONSTRUCTION DESIGN AND MANAGEMENT REGULATIONS.
  7. DRAWING BASE RECEIVED FROM EMAPSITE. AECOM CANNOT GUARANTEE THEIR ACCURACY. CONTRACTOR TO SATISFY THEMSELVES AS TO THE ACCURACY OF SUCH INFORMATION.

**ISSUE/REVISION**

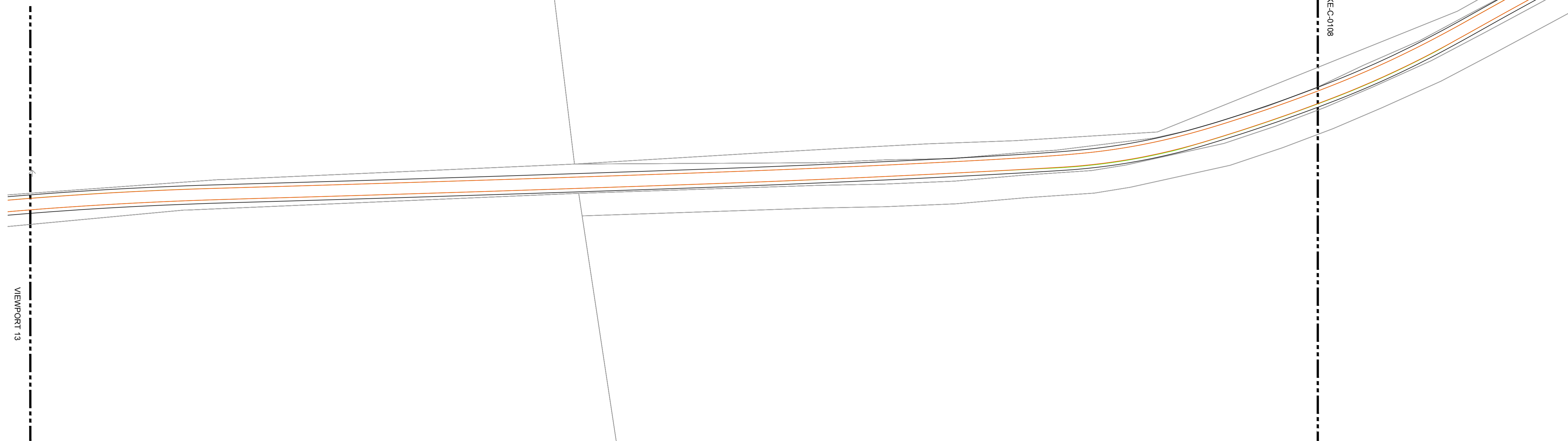
I/R	DATE	DESCRIPTION

**KEY PLAN**


**PROJECT NUMBER**  
 60570241

**SHEET TITLE**  
 B862 TO C1064  
 SPA LOW LOADER WITH BELL B50E  
 SHEET 8 OF 10

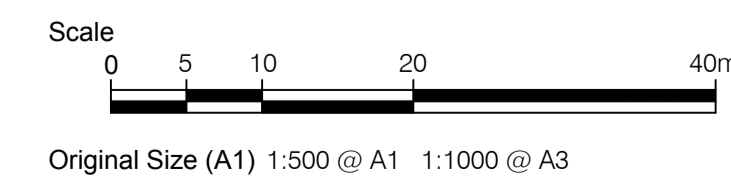
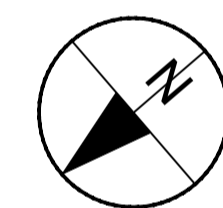
**SHEET NUMBER**  
 60570241-SKE-C-0109



**VIEWPORT 12**

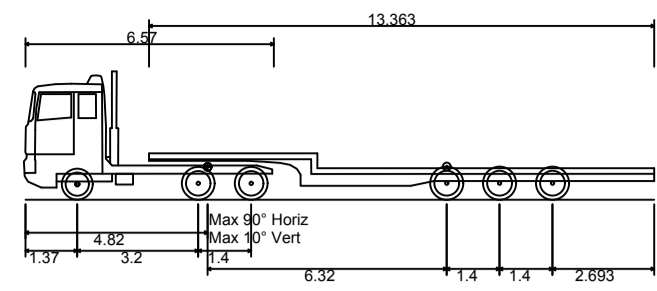


**VIEWPORT 13**

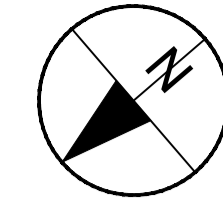


Filename: F:\PROJECTS\DEVELOPMENT - RED JOHN PSH EIA\03 EXECUTION\04 CAD\25-SKETCHES\60570241-SKE-C-0102\T0011.DWG  
 Last saved by: SWANSONAJ Last Potted: 2018-10-11

This drawing has been prepared for the use of AECOM's client. It may not be used, modified, reproduced or relied upon by third parties, except as agreed by AECOM or as required by law. AECOM accepts no responsibility, and denies any liability, whatsoever, to any party that uses or relies on this drawing without AECOM's express written consent. Do not scale this document. All measurements must be obtained from the stated dimensions.



Low Loader with Bell B50E 6x6	16.633m
Overall Length	2.500m
Overall Width	3.390m
Overall Body Height	0.320m
Min Body Ground Clearance	2.500m
Max Track Width	6.00m
Lock to lock time	6.790m
Kerb to Kerb Turning Radius	




- NOTES**
1. ALL WORKS TO BE EXECUTED IN ACCORDANCE WITH THE SPECIFICATION FOR HIGHWAY WORKS - THE MANUAL OF CONTRACT DOCUMENTS FOR HIGHWAY WORKS, DESIGN MANUAL FOR ROADS AND BRIDGES, TRAFFIC SIGNS MANUAL AND LOCAL COUNCIL GUIDELINES.
  2. ALL DIMENSIONS ARE IN MILLIMETRES UNLESS STATED OTHERWISE. ALL LEVELS ARE IN METRES AND RELATE TO ORDNANCE DATUM.
  3. DO NOT SCALE FROM ANY DRAWING. WORK TO FIGURED DIMENSIONS ONLY. ANY DISCREPANCIES IN DIMENSION ARE TO BE REFERRED TO THE DESIGNER BEFORE WORK IS PUT TO HAND.
  4. ALL DIMENSIONS AND LEVELS ARE TO BE CHECKED ON SITE BY THE CONTRACTOR PRIOR TO PREPARING ANY WORKING DRAWINGS OR COMMENCING ON SITE.
  5. ALL WORKS BY THE CONTRACTOR MUST BE CARRIED OUT IN SUCH A WAY THAT ALL REQUIREMENTS UNDER THE HEALTH AND SAFETY AT WORK ACT ARE SATISFIED.
  6. ALL WORK IS TO BE CARRIED OUT IN COMPLIANCE WITH THE REQUIREMENTS OF THE STATUTORY AUTHORITIES AND CONSTRUCTION DESIGN AND MANAGEMENT REGULATIONS.
  7. DRAWING BASE RECEIVED FROM EMAPSITE. AECOM CANNOT GUARANTEE THEIR ACCURACY. CONTRACTOR TO SATISFY THEMSELVES AS TO THE ACCURACY OF SUCH INFORMATION.


**ISSUE/REVISION**

I/R	DATE	DESCRIPTION

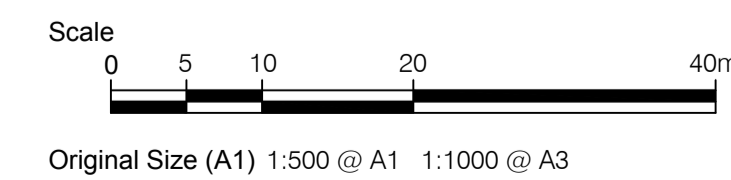
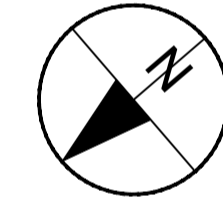
**KEY PLAN**



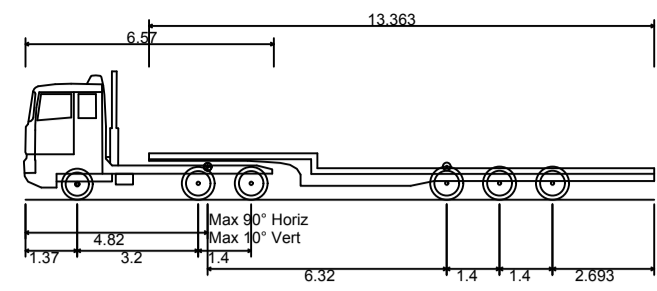
**VIEWPORT 14**



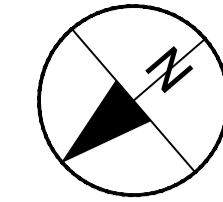
**VIEWPORT 15**



This drawing has been prepared for the use of AECOM's client. It may not be used, modified, reproduced or relied upon by third parties, except as agreed by AECOM or as required by law. AECOM accepts no responsibility, and denies any liability, whatsoever, to any party that uses or relies on this drawing without AECOM's express written consent. All measurements must be obtained from the stated dimensions.



Low Loader with Bell B50E 6x6	
Overall Length	16.633m
Overall Width	2.500m
Overall Body Height	3.390m
Min Body Ground Clearance	0.320m
Max Track Width	2.500m
Lock to lock time	6.00s
Kerb to Kerb Turning Radius	6.790m



60570241-SKE-C-0110

**VIEWPORT 16**

**AECOM**

**PROJECT**  
 ILI PORTFOLIO EIA  
 RED JOHN PUMPED  
 STORAGE HYDRO

**CLIENT**  
 ILI (Highlands PSH)  
 Ltd.

**CONSULTANT**  
 AECOM  
 1 Tanfield  
 EDINBURGH, EH3 5DA  
 +44 (0) 131 301 8600 tel  
 +44 (0) 131 301 8699 fax  
 www.aecom.com

- NOTES**
1. ALL WORKS TO BE EXECUTED IN ACCORDANCE WITH THE SPECIFICATION FOR HIGHWAY WORKS - THE MANUAL OF CONTRACT DOCUMENTS FOR HIGHWAY WORKS, DESIGN MANUAL FOR ROADS AND BRIDGES, TRAFFIC SIGNS MANUAL AND LOCAL COUNCIL GUIDELINES.
  2. ALL DIMENSIONS ARE IN MILLIMETRES UNLESS STATED OTHERWISE. ALL LEVELS ARE IN METRES AND RELATE TO ORDANCE DATUM.
  3. DO NOT SCALE FROM ANY DRAWING. WORK TO FIGURED DIMENSIONS ONLY. ANY DISCREPANCIES IN DIMENSION ARE TO BE REFERRED TO THE DESIGNER BEFORE WORK IS PUT TO HAND.
  4. ALL DIMENSIONS AND LEVELS ARE TO BE CHECKED ON SITE BY THE CONTRACTOR PRIOR TO PREPARING ANY WORKING DRAWINGS OR COMMENCING ON SITE.
  5. ALL WORKS BY THE CONTRACTOR MUST BE CARRIED OUT IN SUCH A WAY THAT ALL REQUIREMENTS UNDER THE HEALTH AND SAFETY AT WORK ACT ARE SATISFIED.
  6. ALL WORK IS TO BE CARRIED OUT IN COMPLIANCE WITH THE REQUIREMENTS OF THE STATUTORY AUTHORITIES AND CONSTRUCTION DESIGN AND MANAGEMENT REGULATIONS.
  7. DRAWING BASE RECEIVED FROM EMAPSITE. AECOM CANNOT GUARANTEE THEIR ACCURACY. CONTRACTOR TO SATISFY THEMSELVES AS TO THE ACCURACY OF SUCH INFORMATION.

**ISSUE/REVISION**

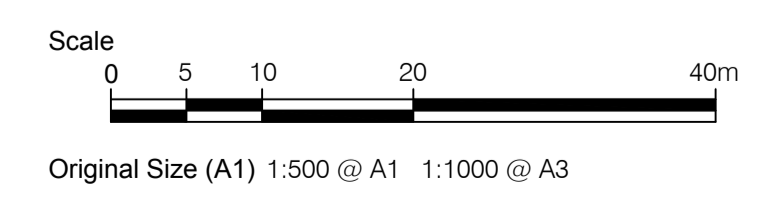
I/R	DATE	DESCRIPTION

**KEY PLAN**

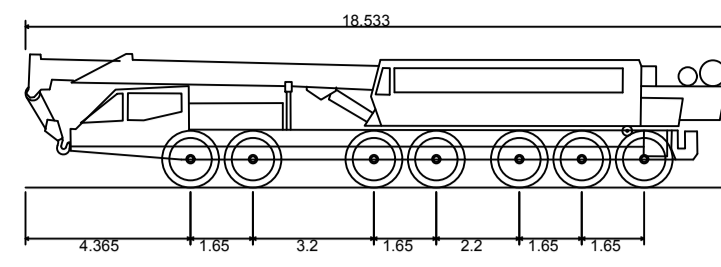
**PROJECT NUMBER**  
 60570241

**SHEET TITLE**  
 B862 TO C1064  
 SPA LOW LOADER WITH BELL B50E  
 SHEET 10 OF 10

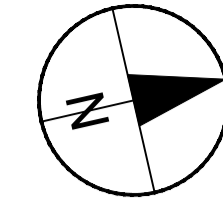
**SHEET NUMBER**  
 60570241-SKE-C-0111



This drawing has been prepared for the use of AECOM's client. It may not be used, modified, reproduced or relied upon by third parties, except as agreed by AECOM or as required by law. AECOM accepts no responsibility, and denies any liability, whatsoever, to any party that uses or relies on this drawing without AECOM's express written consent. Do not scale this document. All measurements must be obtained from the stated dimensions.



Liebherr - 1400-701 Mobile Crane  
 Overall Length 18.533m  
 Overall Width 3.100m  
 Overall Body Height 3.530m  
 Min Body Ground Clearance 0.740m  
 Track Width 3.100m  
 Lock to lock time 5.00s  
 Kerb to Kerb Turning Radius 13.869m



- NOTES**
1. ALL WORKS TO BE EXECUTED IN ACCORDANCE WITH THE SPECIFICATION FOR HIGHWAY WORKS - THE MANUAL OF CONTRACT DOCUMENTS FOR HIGHWAY WORKS, DESIGN MANUAL FOR ROADS AND BRIDGES, TRAFFIC SIGNS MANUAL AND LOCAL COUNCIL GUIDELINES.
  2. ALL DIMENSIONS ARE IN MILLIMETRES UNLESS STATED OTHERWISE. ALL LEVELS ARE IN METRES AND RELATE TO ORDNANCE DATUM.
  3. DO NOT SCALE FROM ANY DRAWING. WORK TO FIGURED DIMENSIONS ONLY. ANY DISCREPANCIES IN DIMENSION ARE TO BE REFERRED TO THE DESIGNER BEFORE WORK IS PUT TO HAND.
  4. ALL DIMENSIONS AND LEVELS ARE TO BE CHECKED ON SITE BY THE CONTRACTOR PRIOR TO PREPARING ANY WORKING DRAWINGS OR COMMENCING ON SITE.
  5. ALL WORKS BY THE CONTRACTOR MUST BE CARRIED OUT IN SUCH A WAY THAT ALL REQUIREMENTS UNDER THE HEALTH AND SAFETY AT WORK ACT ARE SATISFIED.
  6. ALL WORK IS TO BE CARRIED OUT IN COMPLIANCE WITH THE REQUIREMENTS OF THE STATUTORY AUTHORITIES AND CONSTRUCTION DESIGN AND MANAGEMENT REGULATIONS.
  7. DRAWING BASE RECEIVED FROM EMAPSITE. AECOM CANNOT GUARANTEE THEIR ACCURACY. CONTRACTOR TO SATISFY THEMSELVES AS TO THE ACCURACY OF SUCH INFORMATION.

**ISSUE/REVISION**

I/R	DATE	DESCRIPTION

**KEY PLAN**

**PROJECT NUMBER**

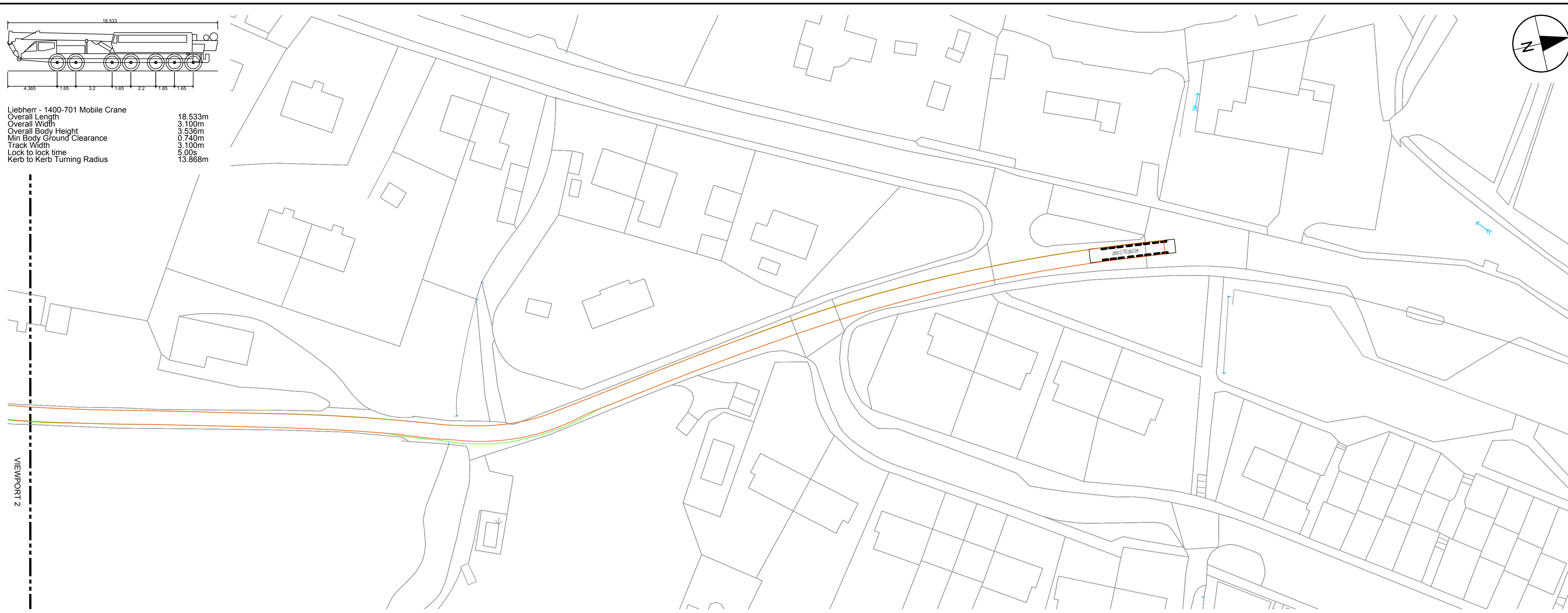
60570241

**SHEET TITLE**

B862 TO C1064  
 SPA LIEBHERR - 1400-701 CRANE  
 SHEET 1 OF 10

**SHEET NUMBER**

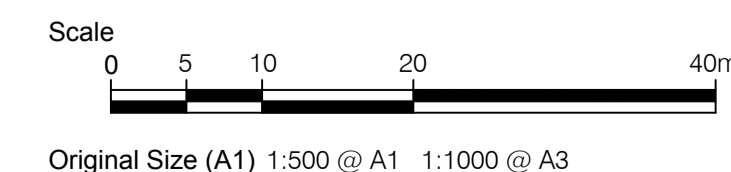
60570241-SKE-C-0112



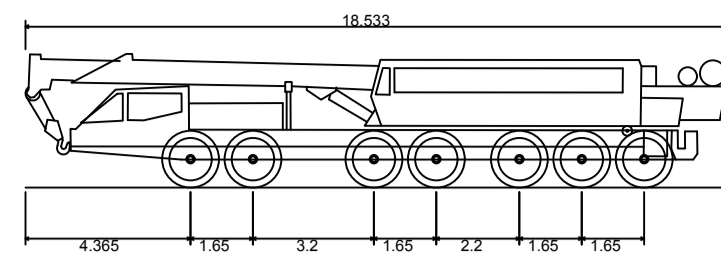
VIEWPORT 1



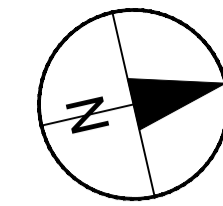
VIEWPORT 2



This drawing has been prepared for the use of AECOM's client. It may not be used, modified, reproduced or relied upon by third parties, except as agreed by AECOM or as required by law. AECOM accepts no responsibility, and denies any liability, whatsoever, to any party that uses or relies on this drawing without AECOM's express written consent. All measurements must be obtained from the stated dimensions.



Liebherr - 1400-701 Mobile Crane  
 Overall Length 18.533m  
 Overall Width 3.100m  
 Overall Body Height 3.530m  
 Min Body Ground Clearance 0.740m  
 Track Width 3.100m  
 Lock to lock time 5.00s  
 Kerb to Kerb Turning Radius 13.868m



- NOTES**
1. ALL WORKS TO BE EXECUTED IN ACCORDANCE WITH THE SPECIFICATION FOR HIGHWAY WORKS - THE MANUAL OF CONTRACT DOCUMENTS FOR HIGHWAY WORKS, DESIGN MANUAL FOR ROADS AND BRIDGES, TRAFFIC SIGNS MANUAL AND LOCAL COUNCIL GUIDELINES.
  2. ALL DIMENSIONS ARE IN MILLIMETRES UNLESS STATED OTHERWISE. ALL LEVELS ARE IN METRES AND RELATE TO ORDNANCE DATUM.
  3. DO NOT SCALE FROM ANY DRAWING. WORK TO FIGURED DIMENSIONS ONLY. ANY DISCREPANCIES IN DIMENSION ARE TO BE REFERRED TO THE DESIGNER BEFORE WORK IS PUT TO HAND.
  4. ALL DIMENSIONS AND LEVELS ARE TO BE CHECKED ON SITE BY THE CONTRACTOR PRIOR TO PREPARING ANY WORKING DRAWINGS OR COMMENCING ON SITE.
  5. ALL WORKS BY THE CONTRACTOR MUST BE CARRIED OUT IN SUCH A WAY THAT ALL REQUIREMENTS UNDER THE HEALTH AND SAFETY AT WORK ACT ARE SATISFIED.
  6. ALL WORK IS TO BE CARRIED OUT IN COMPLIANCE WITH THE REQUIREMENTS OF THE STATUTORY AUTHORITIES AND CONSTRUCTION DESIGN AND MANAGEMENT REGULATIONS.
  7. DRAWING BASE RECEIVED FROM EMAPSITE. AECOM CANNOT GUARANTEE THEIR ACCURACY. CONTRACTOR TO SATISFY THEMSELVES AS TO THE ACCURACY OF SUCH INFORMATION.

**ISSUE/REVISION**

I/R	DATE	DESCRIPTION

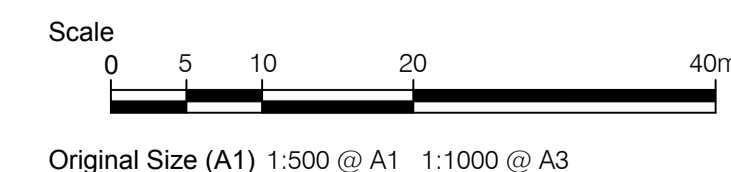
**KEY PLAN**



VIEWPORT 3

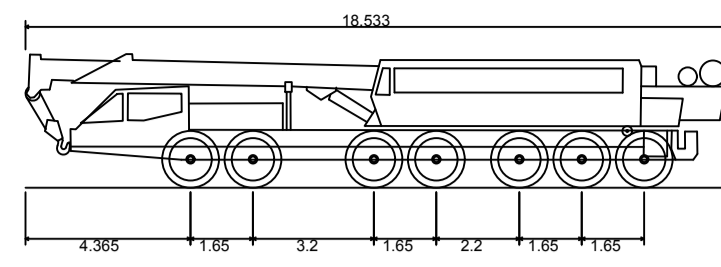


VIEWPORT 4

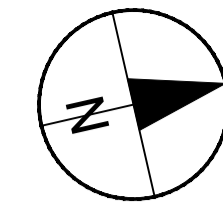


Original Size (A1) 1:500 @ A1 1:1000 @ A3

This drawing has been prepared for the use of AECOM's client. It may not be used, modified, reproduced or relied upon by third parties, except as agreed by AECOM or as required by law. AECOM accepts no responsibility, and denies any liability, whatsoever, to any party that uses or relies on this drawing without AECOM's express written consent. All measurements must be obtained from the stated dimensions.



Liebherr - 1400-701 Mobile Crane  
 Overall Length 18.533m  
 Overall Width 4.365m  
 Overall Body Height 3.530m  
 Min Body Ground Clearance 0.740m  
 Track Width 3.100m  
 Lock to lock time 5.00s  
 Kerb to Kerb Turning Radius 13.868m

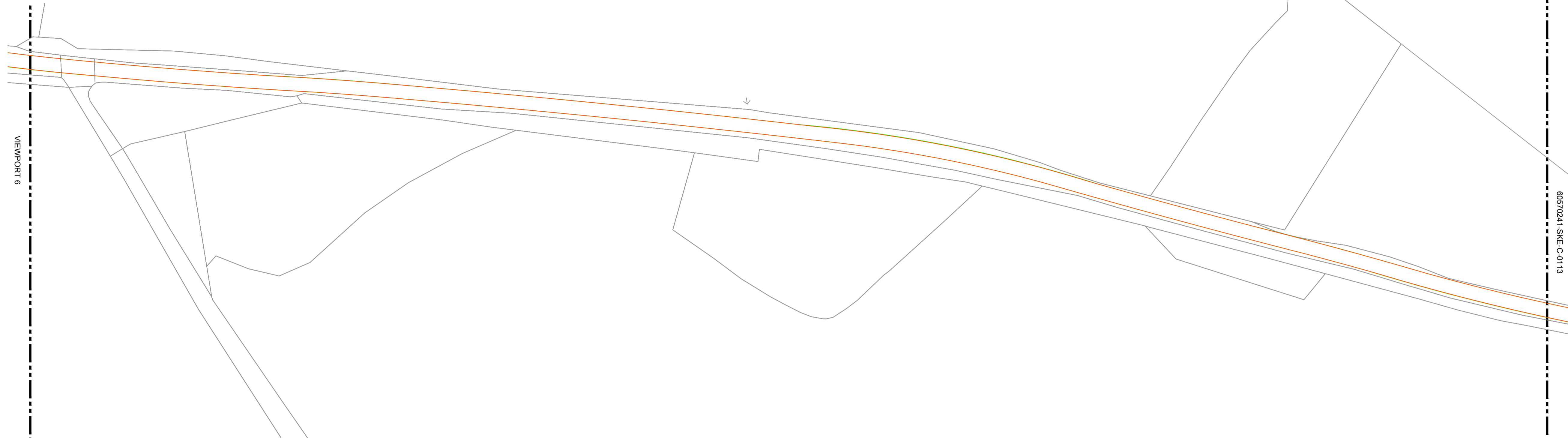


- NOTES**
1. ALL WORKS TO BE EXECUTED IN ACCORDANCE WITH THE SPECIFICATION FOR HIGHWAY WORKS - THE MANUAL OF CONTRACT DOCUMENTS FOR HIGHWAY WORKS, DESIGN MANUAL FOR ROADS AND BRIDGES, TRAFFIC SIGNS MANUAL AND LOCAL COUNCIL GUIDELINES.
  2. ALL DIMENSIONS ARE IN MILLIMETRES UNLESS STATED OTHERWISE. ALL LEVELS ARE IN METRES AND RELATE TO ORDNANCE DATUM.
  3. DO NOT SCALE FROM ANY DRAWING. WORK TO FIGURED DIMENSIONS ONLY. ANY DISCREPANCIES IN DIMENSION ARE TO BE REFERRED TO THE DESIGNER BEFORE WORK IS PUT TO HAND.
  4. ALL DIMENSIONS AND LEVELS ARE TO BE CHECKED ON SITE BY THE CONTRACTOR PRIOR TO PREPARING ANY WORKING DRAWINGS OR COMMENCING ON SITE.
  5. ALL WORKS BY THE CONTRACTOR MUST BE CARRIED OUT IN SUCH A WAY THAT ALL REQUIREMENTS UNDER THE HEALTH AND SAFETY AT WORK ACT ARE SATISFIED.
  6. ALL WORK IS TO BE CARRIED OUT IN COMPLIANCE WITH THE REQUIREMENTS OF THE STATUTORY AUTHORITIES AND CONSTRUCTION DESIGN AND MANAGEMENT REGULATIONS.
  7. DRAWING BASE RECEIVED FROM EMAPSITE. AECOM CANNOT GUARANTEE THEIR ACCURACY. CONTRACTOR TO SATISFY THEMSELVES AS TO THE ACCURACY OF SUCH INFORMATION.

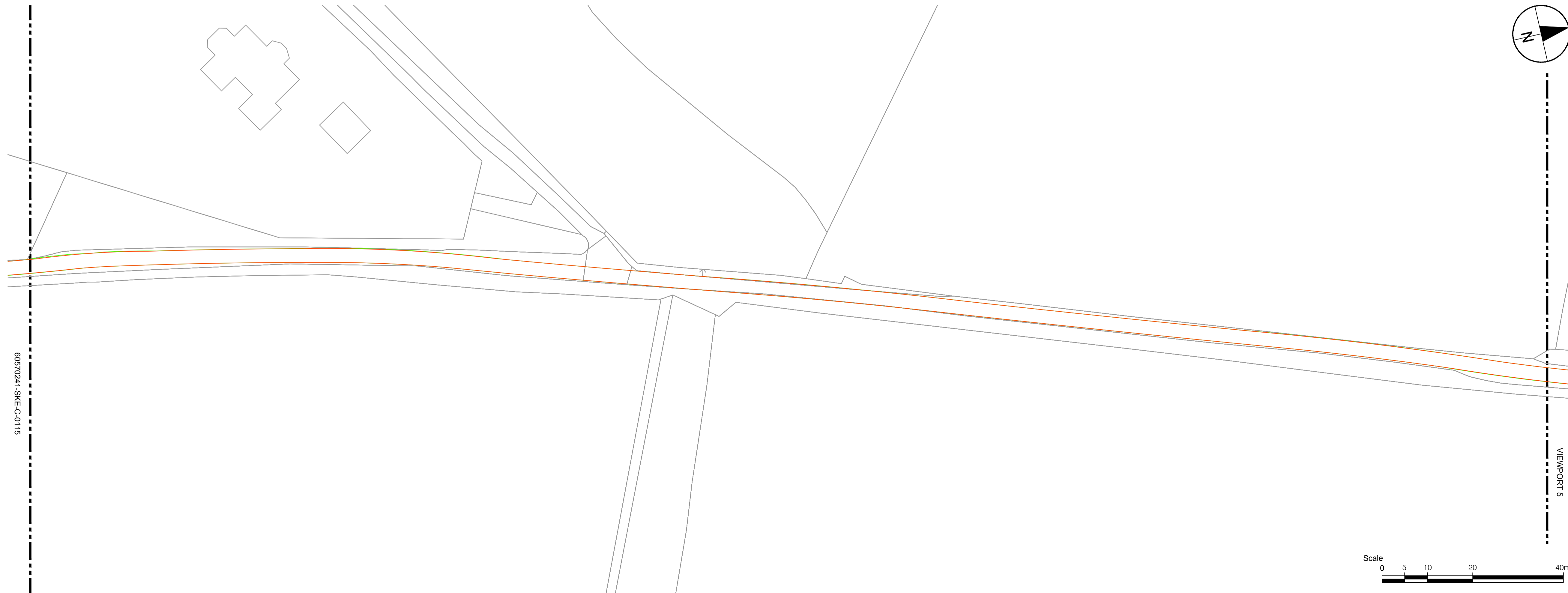
**ISSUE/REVISION**

I/R	DATE	DESCRIPTION

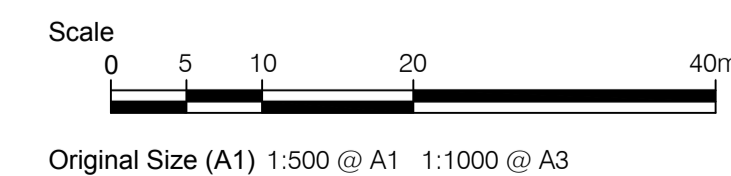
**KEY PLAN**



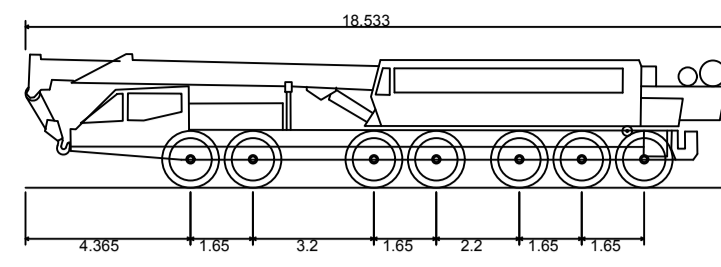
**VIEWPORT 5**



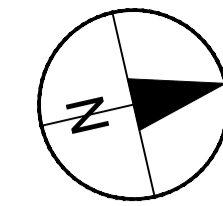
**VIEWPORT 6**



This drawing has been prepared for the use of AECOM's client. It may not be used, modified, reproduced or relied upon by third parties, except as agreed by AECOM or as required by law. AECOM accepts no responsibility, and denies any liability, whatsoever, to any party that uses or relies on this drawing without AECOM's express written consent. All measurements must be obtained from the stated dimensions.



Liebherr - 1400-701 Mobile Crane  
 Overall Length 18.533m  
 Overall Width 3.100m  
 Overall Body Height 3.530m  
 Min Body Ground Clearance 0.740m  
 Track Width 3.100m  
 Lock to lock time 5.00s  
 Kerb to Kerb Turning Radius 13.868m



- NOTES**
1. ALL WORKS TO BE EXECUTED IN ACCORDANCE WITH THE SPECIFICATION FOR HIGHWAY WORKS - THE MANUAL OF CONTRACT DOCUMENTS FOR HIGHWAY WORKS, DESIGN MANUAL FOR ROADS AND BRIDGES, TRAFFIC SIGNS MANUAL AND LOCAL COUNCIL GUIDELINES.
  2. ALL DIMENSIONS ARE IN MILLIMETRES UNLESS STATED OTHERWISE. ALL LEVELS ARE IN METRES AND RELATE TO ORDNANCE DATUM.
  3. DO NOT SCALE FROM ANY DRAWING. WORK TO FIGURED DIMENSIONS ONLY. ANY DISCREPANCIES IN DIMENSION ARE TO BE REFERRED TO THE DESIGNER BEFORE WORK IS PUT TO HAND.
  4. ALL DIMENSIONS AND LEVELS ARE TO BE CHECKED ON SITE BY THE CONTRACTOR PRIOR TO PREPARING ANY WORKING DRAWINGS OR COMMENCING ON SITE.
  5. ALL WORKS BY THE CONTRACTOR MUST BE CARRIED OUT IN SUCH A WAY THAT ALL REQUIREMENTS UNDER THE HEALTH AND SAFETY AT WORK ACT ARE SATISFIED.
  6. ALL WORK IS TO BE CARRIED OUT IN COMPLIANCE WITH THE REQUIREMENTS OF THE STATUTORY AUTHORITIES AND CONSTRUCTION DESIGN AND MANAGEMENT REGULATIONS.
  7. DRAWING BASE RECEIVED FROM EMAPSITE. AECOM CANNOT GUARANTEE THEIR ACCURACY. CONTRACTOR TO SATISFY THEMSELVES AS TO THE ACCURACY OF SUCH INFORMATION.

**ISSUE/REVISION**

I/R	DATE	DESCRIPTION

**KEY PLAN**

**PROJECT NUMBER**

60570241


**SHEET TITLE**

B862 TO C1064  
 SPA LIEBHERR - 1400-701 CRANE  
 SHEET 4 OF 10

**SHEET NUMBER**

60570241-SKE-C-0115

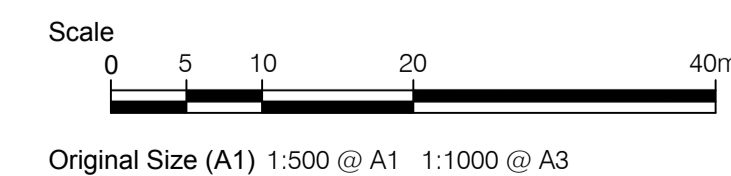
This drawing has been prepared for the use of AECOM's client. It may not be used, modified, reproduced or relied upon by third parties, except as agreed by AECOM or as required by law. AECOM accepts no responsibility, and denies any liability, whatsoever, to any party that uses or relies on this drawing without AECOM's express written consent. All measurements must be obtained from the stated dimensions.



**VIEWPORT 7**

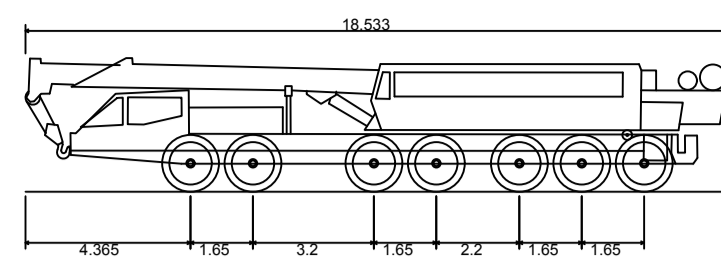


**VIEWPORT 8**

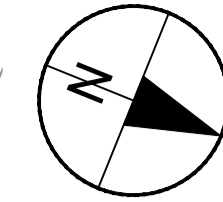




ISO A1 594mm x 841mm  
 Approved: \_\_\_\_\_  
 Checked: \_\_\_\_\_  
 Designer: \_\_\_\_\_  
 Project Management Initials: \_\_\_\_\_



Liebherr - 1400-701 Mobile Crane  
 Overall Length 18.533m  
 Overall Width 3.100m  
 Overall Body Height 3.530m  
 Min Body Ground Clearance 0.740m  
 Track Width 3.100m  
 Lock to lock time 5.00s  
 Kerb to Kerb Turning Radius 13.868m



**PROJECT**  
 ILI PORTFOLIO EIA  
 RED JOHN PUMPED  
 STORAGE HYDRO

**CLIENT**  
 ILI (Highlands PSH)  
 Ltd.

**CONSULTANT**  
 AECOM  
 1 Tanfield  
 EDINBURGH, EH3 5DA  
 +44 (0) 131 301 8600 tel  
 +44 (0) 131 301 8699 fax  
 www.aecom.com

- NOTES**
1. ALL WORKS TO BE EXECUTED IN ACCORDANCE WITH THE SPECIFICATION FOR HIGHWAY WORKS - THE MANUAL OF CONTRACT DOCUMENTS FOR HIGHWAY WORKS, DESIGN MANUAL FOR ROADS AND BRIDGES, TRAFFIC SIGNS MANUAL AND LOCAL COUNCIL GUIDELINES.
  2. ALL DIMENSIONS ARE IN MILLIMETRES UNLESS STATED OTHERWISE. ALL LEVELS ARE IN METRES AND RELATE TO ORDNANCE DATUM.
  3. DO NOT SCALE FROM ANY DRAWING. WORK TO FIGURED DIMENSIONS ONLY. ANY DISCREPANCIES IN DIMENSION ARE TO BE REFERRED TO THE DESIGNER BEFORE WORK IS PUT TO HAND.
  4. ALL DIMENSIONS AND LEVELS ARE TO BE CHECKED ON SITE BY THE CONTRACTOR PRIOR TO PREPARING ANY WORKING DRAWINGS OR COMMENCING ON SITE.
  5. ALL WORKS BY THE CONTRACTOR MUST BE CARRIED OUT IN SUCH A WAY THAT ALL REQUIREMENTS UNDER THE HEALTH AND SAFETY AT WORK ACT ARE SATISFIED.
  6. ALL WORK IS TO BE CARRIED OUT IN COMPLIANCE WITH THE REQUIREMENTS OF THE STATUTORY AUTHORITIES AND CONSTRUCTION DESIGN AND MANAGEMENT REGULATIONS.
  7. DRAWING BASE RECEIVED FROM EMAPSITE. AECOM CANNOT GUARANTEE THEIR ACCURACY. CONTRACTOR TO SATISFY THEMSELVES AS TO THE ACCURACY OF SUCH INFORMATION.

**ISSUE/REVISION**

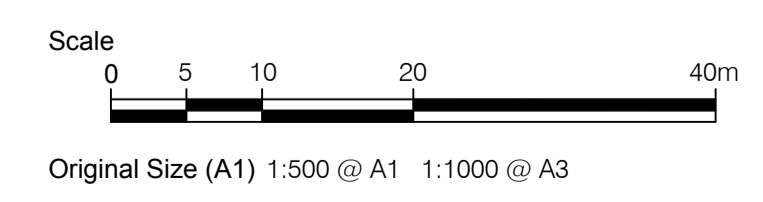
I/R	DATE	DESCRIPTION

**KEY PLAN**

**PROJECT NUMBER**  
 60570241

**SHEET TITLE**  
 B862 TO C1064  
 SPA LIEBHERR - 1400-701 CRANE  
 SHEET 5 OF 10

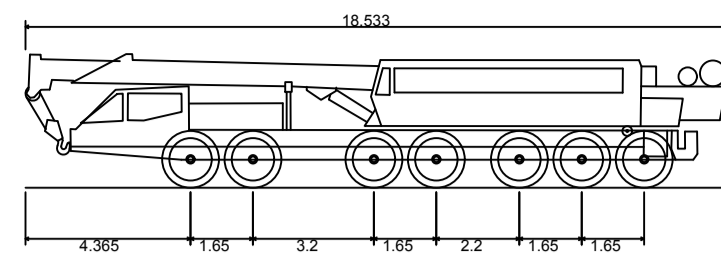
**SHEET NUMBER**  
 60570241-SKE-C-0116



**VIEWPORT 9**


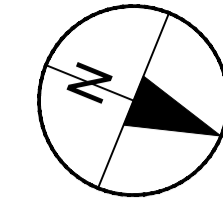
This drawing has been prepared for the use of AECOM's client. It may not be used, modified, reproduced or relied upon by third parties, except as agreed by AECOM or as required by law. AECOM accepts no responsibility, and denies any liability, whatsoever, to any party that uses or relies on this drawing without AECOM's express written consent. Do not scale this document. All measurements must be obtained from the stated dimensions.

Filename: F:\PROJECTS\DEVELOPMENT - RED JOHN PSH EIA\03 EXECUTION\04 CAD\25-SKETCHES\60570241-SKE-C-0112\TO0121.DWG  
 Last saved by: SWANSONAJ Last Potted: 2016-10-11



Liebherr - 1400-701 Mobile Crane  
 Overall Length 18.533m  
 Overall Width 3.100m  
 Overall Body Height 3.530m  
 Min Body Ground Clearance 0.740m  
 Track Width 3.100m  
 Lock to lock time 5.00s  
 Kerb to Kerb Turning Radius 13.868m

60570241-SKE-C-0118



**VIEWPORT 10**

This drawing has been prepared for the use of AECOM's client. It may not be used, modified, reproduced or relied upon by third parties, except as agreed by AECOM or as required by law. AECOM accepts no responsibility, and denies any liability, whatsoever, to any party that uses or relies on this drawing without AECOM's express written consent. All measurements must be obtained from the stated dimensions.



**PROJECT**  
 ILI PORTFOLIO EIA  
 RED JOHN PUMPED  
 STORAGE HYDRO

**CLIENT**  
 ILI (Highlands PSH)  
 Ltd.

**CONSULTANT**  
 AECOM  
 1 Tanfield  
 EDINBURGH, EH3 5DA  
 +44 (0) 131 301 8600 tel  
 +44 (0) 131 301 8699 fax  
 www.aecom.com

- NOTES**
- ALL WORKS TO BE EXECUTED IN ACCORDANCE WITH THE SPECIFICATION FOR HIGHWAY WORKS - THE MANUAL OF CONTRACT DOCUMENTS FOR HIGHWAY WORKS, DESIGN MANUAL FOR ROADS AND BRIDGES, TRAFFIC SIGNS MANUAL AND LOCAL COUNCIL GUIDELINES.
  - ALL DIMENSIONS ARE IN MILLIMETRES UNLESS STATED OTHERWISE. ALL LEVELS ARE IN METRES AND RELATE TO ORDNANCE DATUM.
  - DO NOT SCALE FROM ANY DRAWING. WORK TO FIGURED DIMENSIONS ONLY. ANY DISCREPANCIES IN DIMENSION ARE TO BE REFERRED TO THE DESIGNER BEFORE WORK IS PUT TO HAND.
  - ALL DIMENSIONS AND LEVELS ARE TO BE CHECKED ON SITE BY THE CONTRACTOR PRIOR TO PREPARING ANY WORKING DRAWINGS OR COMMENCING ON SITE.
  - ALL WORKS BY THE CONTRACTOR MUST BE CARRIED OUT IN SUCH A WAY THAT ALL REQUIREMENTS UNDER THE HEALTH AND SAFETY AT WORK ACT ARE SATISFIED.
  - ALL WORK IS TO BE CARRIED OUT IN COMPLIANCE WITH THE REQUIREMENTS OF THE STATUTORY AUTHORITIES AND CONSTRUCTION DESIGN AND MANAGEMENT REGULATIONS.
  - DRAWING BASE RECEIVED FROM EMAPSITE. AECOM CANNOT GUARANTEE THEIR ACCURACY. CONTRACTOR TO SATISFY THEMSELVES AS TO THE ACCURACY OF SUCH INFORMATION.

**ISSUE/REVISION**

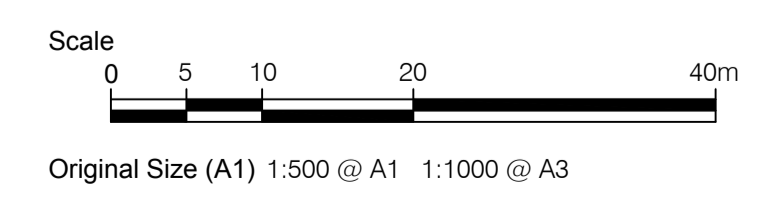
I/R	DATE	DESCRIPTION

**KEY PLAN**

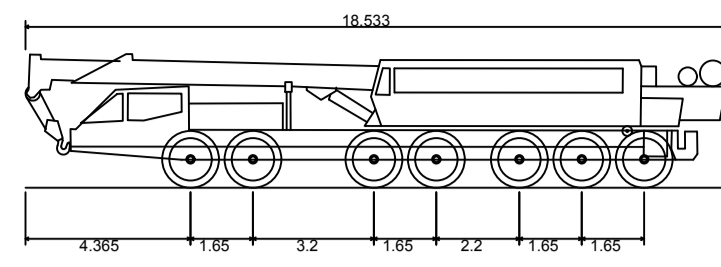
**PROJECT NUMBER**  
 60570241

**SHEET TITLE**  
 B862 TO C1064  
 SPA LIEBHERR - 1400-701 CRANE  
 SHEET 6 OF 10

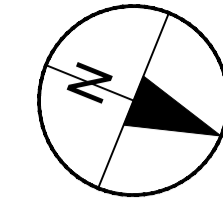
**SHEET NUMBER**  
 60570241-SKE-C-0117



ISO A1 594mm x 841mm  
 Approved: \_\_\_\_\_  
 Checked: \_\_\_\_\_  
 Designer: \_\_\_\_\_  
 Project Management Initials: \_\_\_\_\_



Liebherr - 1400-701 Mobile Crane  
 Overall Length 18.533m  
 Overall Width 3.100m  
 Overall Body Height 3.530m  
 Min Body Ground Clearance 0.740m  
 Track Width 3.100m  
 Lock to lock time 5.00s  
 Kerb to Kerb Turning Radius 13.868m



# AECOM

**PROJECT**

**ILI PORTFOLIO EIA  
 RED JOHN PUMPED  
 STORAGE HYDRO**

**CLIENT**

**ILI (Highlands PSH)  
 Ltd.**

**CONSULTANT**

AECOM  
 1 Tanfield  
 EDINBURGH, EH3 5DA  
 +44 (0) 131 301 8600 tel  
 +44 (0) 131 301 8699 fax  
 www.aecom.com

**NOTES**

1. ALL WORKS TO BE EXECUTED IN ACCORDANCE WITH THE SPECIFICATION FOR HIGHWAY WORKS - THE MANUAL OF CONTRACT DOCUMENTS FOR HIGHWAY WORKS, DESIGN MANUAL FOR ROADS AND BRIDGES, TRAFFIC SIGNS MANUAL AND LOCAL COUNCIL GUIDELINES.
2. ALL DIMENSIONS ARE IN MILLIMETRES UNLESS STATED OTHERWISE. ALL LEVELS ARE IN METRES AND RELATE TO ORDANCE DATUM.
3. DO NOT SCALE FROM ANY DRAWING. WORK TO FIGURED DIMENSIONS ONLY. ANY DISCREPANCIES IN DIMENSION ARE TO BE REFERRED TO THE DESIGNER BEFORE WORK IS PUT TO HAND.
4. ALL DIMENSIONS AND LEVELS ARE TO BE CHECKED ON SITE BY THE CONTRACTOR PRIOR TO PREPARING ANY WORKING DRAWINGS OR COMMENCING ON SITE.
5. ALL WORKS BY THE CONTRACTOR MUST BE CARRIED OUT IN SUCH A WAY THAT ALL REQUIREMENTS UNDER THE HEALTH AND SAFETY AT WORK ACT ARE SATISFIED.
6. ALL WORK IS TO BE CARRIED OUT IN COMPLIANCE WITH THE REQUIREMENTS OF THE STATUTORY AUTHORITIES AND CONSTRUCTION DESIGN AND MANAGEMENT REGULATIONS.
7. DRAWING BASE RECEIVED FROM EMAPSITE. AECOM CANNOT GUARANTEE THEIR ACCURACY. CONTRACTOR TO SATISFY THEMSELVES AS TO THE ACCURACY OF SUCH INFORMATION.

**ISSUE/REVISION**

I/R	DATE	DESCRIPTION

**KEY PLAN**

**PROJECT NUMBER**

60570241

**SHEET TITLE**

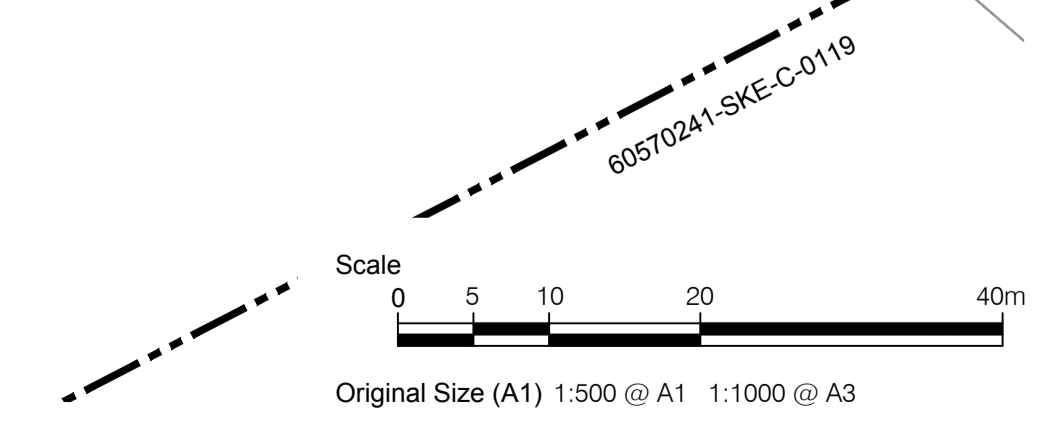
B862 TO C1064  
 SPA LIEBHERR - 1400-701 CRANE  
 SHEET 7 OF 10

**SHEET NUMBER**

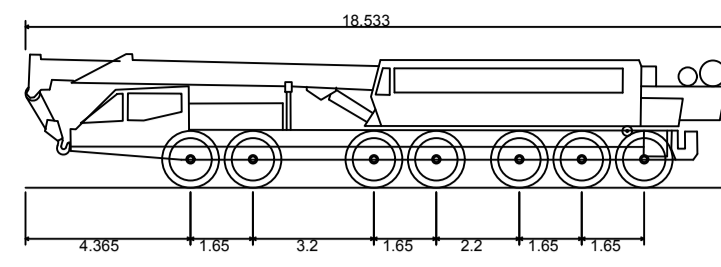
60570241-SKE-C-0118

This drawing has been prepared for the use of AECOM's client. It may not be used, modified, reproduced or relied upon by third parties, except as agreed by AECOM or as required by law. AECOM accepts no responsibility, and denies any liability, whatsoever, to any party that uses or relies on this drawing without AECOM's express written consent. All measurements must be obtained from the stated dimensions.

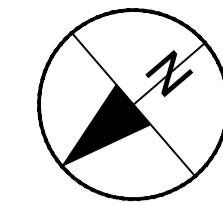
Filename: F:\PROJECTS\DEVELOPMENT - RED JOHN PSH EIA\03 EXECUTION\04 CAD\25-SKETCHES\60570241-SKE-C-0112TO0121.DWG  
 Last saved by: SWANSONAJ Last Potted: 2016-10-11



**VIEWPORT 11**



Liebherr - 1400-701 Mobile Crane  
 Overall Length 18.533m  
 Overall Width 3.100m  
 Overall Body Height 3.530m  
 Min Body Ground Clearance 0.740m  
 Track Width 3.100m  
 Lock to lock time 5.00s  
 Kerb to Kerb Turning Radius 13.869m



- NOTES**
1. ALL WORKS TO BE EXECUTED IN ACCORDANCE WITH THE SPECIFICATION FOR HIGHWAY WORKS - THE MANUAL OF CONTRACT DOCUMENTS FOR HIGHWAY WORKS, DESIGN MANUAL FOR ROADS AND BRIDGES, TRAFFIC SIGNS MANUAL AND LOCAL COUNCIL GUIDELINES.
  2. ALL DIMENSIONS ARE IN MILLIMETRES UNLESS STATED OTHERWISE. ALL LEVELS ARE IN METRES AND RELATE TO ORDNANCE DATUM.
  3. DO NOT SCALE FROM ANY DRAWING. WORK TO FIGURED DIMENSIONS ONLY. ANY DISCREPANCIES IN DIMENSION ARE TO BE REFERRED TO THE DESIGNER BEFORE WORK IS PUT TO HAND.
  4. ALL DIMENSIONS AND LEVELS ARE TO BE CHECKED ON SITE BY THE CONTRACTOR PRIOR TO PREPARING ANY WORKING DRAWINGS OR COMMENCING ON SITE.
  5. ALL WORKS BY THE CONTRACTOR MUST BE CARRIED OUT IN SUCH A WAY THAT ALL REQUIREMENTS UNDER THE HEALTH AND SAFETY AT WORK ACT ARE SATISFIED.
  6. ALL WORK IS TO BE CARRIED OUT IN COMPLIANCE WITH THE REQUIREMENTS OF THE STATUTORY AUTHORITIES AND CONSTRUCTION DESIGN AND MANAGEMENT REGULATIONS.
  7. DRAWING BASE RECEIVED FROM EMAPSITE. AECOM CANNOT GUARANTEE THEIR ACCURACY. CONTRACTOR TO SATISFY THEMSELVES AS TO THE ACCURACY OF SUCH INFORMATION.

**ISSUE/REVISION**

I/R	DATE	DESCRIPTION

**KEY PLAN**

**PROJECT NUMBER**

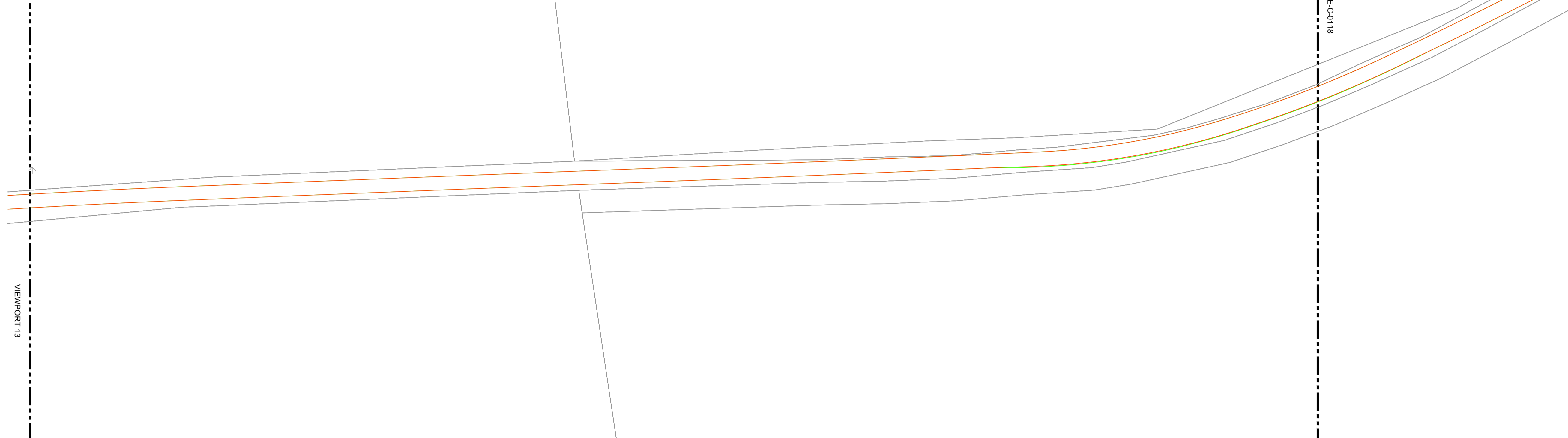
60570241

**SHEET TITLE**


B862 TO C1064  
 SPA LIEBHERR - 1400-701 CRANE  
 SHEET 8 OF 10

**SHEET NUMBER**

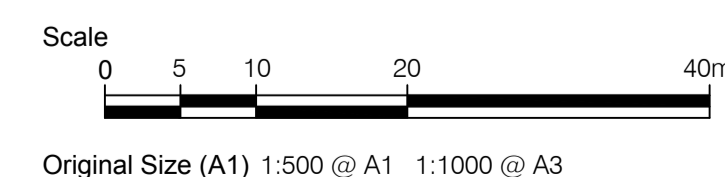
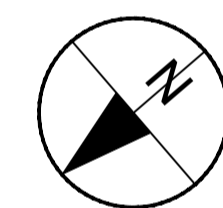
60570241-SKE-C-0119



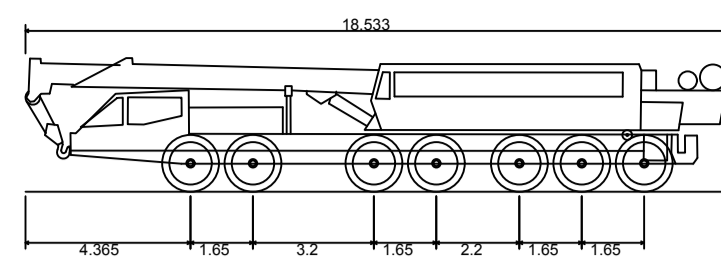
**VIEWPORT 12**




**VIEWPORT 13**



This drawing has been prepared for the use of AECOM's client. It may not be used, modified, reproduced or relied upon by third parties, except as agreed by AECOM or as required by law. AECOM accepts no responsibility, and denies any liability, whatsoever, to any party that uses or relies on this drawing without AECOM's express written consent. Do not scale this document. All measurements must be obtained from the stated dimensions.



Liebherr - 1400-701 Mobile Crane  
 Overall Length 18.533m  
 Overall Width 3.100m  
 Overall Body Height 3.530m  
 Min Body Ground Clearance 0.740m  
 Track Width 3.100m  
 Lock to lock time 5.00s  
 Kerb to Kerb Turning Radius 13.869m



**PROJECT**

**ILI PORTFOLIO EIA  
 RED JOHN PUMPED  
 STORAGE HYDRO**

**CLIENT**

**ILI (Highlands PSH)  
 Ltd.**

**CONSULTANT**

AECOM  
 1 Tanfield  
 EDINBURGH, EH3 5DA  
 +44 (0) 131 301 8600 tel  
 +44 (0) 131 301 8699 fax  
 www.aecom.com

**NOTES**

1. ALL WORKS TO BE EXECUTED IN ACCORDANCE WITH THE SPECIFICATION FOR HIGHWAY WORKS - THE MANUAL OF CONTRACT DOCUMENTS FOR HIGHWAY WORKS, DESIGN MANUAL FOR ROADS AND BRIDGES, TRAFFIC SIGNS MANUAL AND LOCAL COUNCIL GUIDELINES.
2. ALL DIMENSIONS ARE IN MILLIMETRES UNLESS STATED OTHERWISE. ALL LEVELS ARE IN METRES AND RELATE TO ORDNANCE DATUM.
3. DO NOT SCALE FROM ANY DRAWING. WORK TO FIGURED DIMENSIONS ONLY. ANY DISCREPANCIES IN DIMENSION ARE TO BE REFERRED TO THE DESIGNER BEFORE WORK IS PUT TO HAND.
4. ALL DIMENSIONS AND LEVELS ARE TO BE CHECKED ON SITE BY THE CONTRACTOR PRIOR TO PREPARING ANY WORKING DRAWINGS OR COMMENCING ON SITE.
5. ALL WORKS BY THE CONTRACTOR MUST BE CARRIED OUT IN SUCH A WAY THAT ALL REQUIREMENTS UNDER THE HEALTH AND SAFETY AT WORK ACT ARE SATISFIED.
6. ALL WORK IS TO BE CARRIED OUT IN COMPLIANCE WITH THE REQUIREMENTS OF THE STATUTORY AUTHORITIES AND CONSTRUCTION DESIGN AND MANAGEMENT REGULATIONS.
7. DRAWING BASE RECEIVED FROM EMAPSITE. AECOM CANNOT GUARANTEE THEIR ACCURACY. CONTRACTOR TO SATISFY THEMSELVES AS TO THE ACCURACY OF SUCH INFORMATION.

**ISSUE/REVISION**

I/R	DATE	DESCRIPTION

**KEY PLAN**

**PROJECT NUMBER**

60570241

**SHEET TITLE**

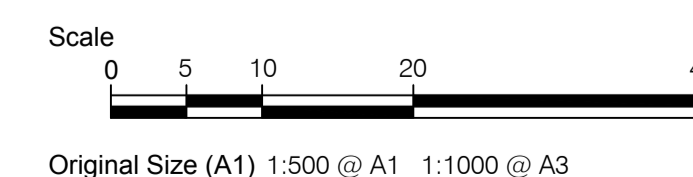
B862 TO C1064  
 SPA LIEBHERR - 1400-701 CRANE  
 SHEET 9 OF 10

**SHEET NUMBER**

60570241-SKE-C-0120

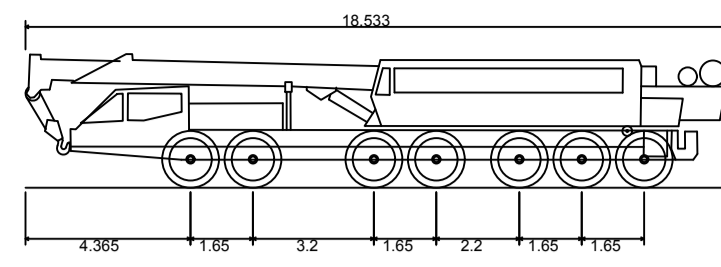
**VIEWPORT 14**

**VIEWPORT 15**

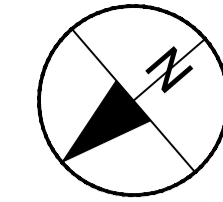


This drawing has been prepared for the use of AECOM's client. It may not be used, modified, reproduced or relied upon by third parties, except as agreed by AECOM or as required by law. AECOM accepts no responsibility, and denies any liability, whatsoever, to any party that uses or relies on this drawing without AECOM's express written consent. All measurements must be obtained from the stated dimensions.

ISO A1 594mm x 841mm  
 Approved: \_\_\_\_\_  
 Checked: \_\_\_\_\_  
 Designer: \_\_\_\_\_  
 Project Management Initials: \_\_\_\_\_



Liebherr - 1400-701 Mobile Crane  
 Overall Length 18.533m  
 Overall Width 3.100m  
 Overall Body Height 3.530m  
 Min Body Ground Clearance 0.740m  
 Track Width 3.100m  
 Lock to lock time 5.00s  
 Kerb to Kerb Turning Radius 13.860m



This drawing has been prepared for the use of AECOM's client. It may not be used, modified, reproduced or relied upon by third parties, except as agreed by AECOM or as required by law. AECOM accepts no responsibility, and denies any liability, whatsoever, to any party that uses or relies on this drawing without AECOM's express written consent. All measurements must be obtained from the stated dimensions.

**AECOM**  
**PROJECT**  
 ILI PORTFOLIO EIA  
 RED JOHN PUMPED  
 STORAGE HYDRO

**CLIENT**  
 ILI (Highlands PSH)  
 Ltd.

**CONSULTANT**  
 AECOM  
 1 Tanfield  
 EDINBURGH, EH3 5DA  
 +44 (0) 131 301 8600 tel  
 +44 (0) 131 301 8699 fax  
 www.aecom.com

- NOTES**
- ALL WORKS TO BE EXECUTED IN ACCORDANCE WITH THE SPECIFICATION FOR HIGHWAY WORKS - THE MANUAL OF CONTRACT DOCUMENTS FOR HIGHWAY WORKS, DESIGN MANUAL FOR ROADS AND BRIDGES, TRAFFIC SIGNS MANUAL AND LOCAL COUNCIL GUIDELINES.
  - ALL DIMENSIONS ARE IN MILLIMETRES UNLESS STATED OTHERWISE. ALL LEVELS ARE IN METRES AND RELATE TO ORDNANCE DATUM.
  - DO NOT SCALE FROM ANY DRAWING. WORK TO FIGURED DIMENSIONS ONLY. ANY DISCREPANCIES IN DIMENSION ARE TO BE REFERRED TO THE DESIGNER BEFORE WORK IS PUT TO HAND.
  - ALL DIMENSIONS AND LEVELS ARE TO BE CHECKED ON SITE BY THE CONTRACTOR PRIOR TO PREPARING ANY WORKING DRAWINGS OR COMMENCING ON SITE.
  - ALL WORKS BY THE CONTRACTOR MUST BE CARRIED OUT IN SUCH A WAY THAT ALL REQUIREMENTS UNDER THE HEALTH AND SAFETY AT WORK ACT ARE SATISFIED.
  - ALL WORK IS TO BE CARRIED OUT IN COMPLIANCE WITH THE REQUIREMENTS OF THE STATUTORY AUTHORITIES AND CONSTRUCTION DESIGN AND MANAGEMENT REGULATIONS.
  - DRAWING BASE RECEIVED FROM EMAPSITE. AECOM CANNOT GUARANTEE THEIR ACCURACY. CONTRACTOR TO SATISFY THEMSELVES AS TO THE ACCURACY OF SUCH INFORMATION.

**ISSUE/REVISION**

I/R	DATE	DESCRIPTION

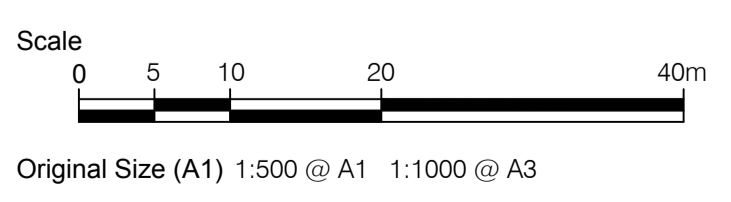
**KEY PLAN**

**PROJECT NUMBER**  
 60570241

**SHEET TITLE**  
 B862 TO C1064  
 SPA LIEBHERR - 1400-701 CRANE  
 SHEET 10 OF 10

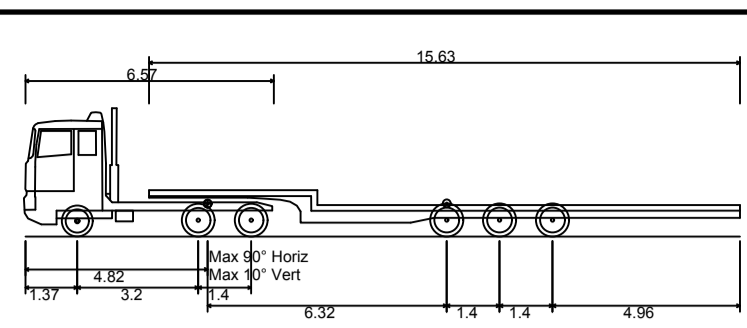
**SHEET NUMBER**  
 60570241-SKE-C-0121

**VIEWPORT 16**

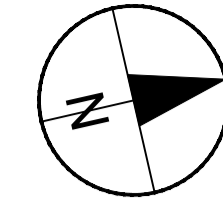


Filename: F:\PROJECTS\DEVELOPMENT - RED JOHN PSH EIA\03 EXECUTION\04 CAD\25-SKETCHES\60570241-SKE-C-0112\TO0121.DWG  
 Last saved by: SWANSONAJ Last Potted: 2016-10-11

ISO A1 594mm x 841mm  
 Approved: \_\_\_\_\_  
 Checked: \_\_\_\_\_  
 Designer: \_\_\_\_\_  
 Project Management Initials: \_\_\_\_\_



Nooteboom C016099 with Lokotrack LT550GP  
 Overall Length 18.900m  
 Overall Width 2.500m  
 Overall Body Height 3.960m  
 Min Body Ground Clearance 0.320m  
 Max Track Width 2.500m  
 Lock to lock time 6.0s  
 Kerb to Kerb Turning Radius 6.790m



# AECOM

**PROJECT**  
 ILI PORTFOLIO EIA  
 RED JOHN PUMPED  
 STORAGE HYDRO

**CLIENT**  
 ILI (Highlands PSH)  
 Ltd.

**CONSULTANT**  
 AECOM  
 1 Tanfield  
 EDINBURGH, EH3 5DA  
 +44 (0) 131 301 8600 tel  
 +44 (0) 131 301 8699 fax  
 www.aecom.com

- NOTES**
1. ALL WORKS TO BE EXECUTED IN ACCORDANCE WITH THE SPECIFICATION FOR HIGHWAY WORKS - THE MANUAL OF CONTRACT DOCUMENTS FOR HIGHWAY WORKS, DESIGN MANUAL FOR ROADS AND BRIDGES, TRAFFIC SIGNS MANUAL AND LOCAL COUNCIL GUIDELINES.
  2. ALL DIMENSIONS ARE IN MILLIMETRES UNLESS STATED OTHERWISE. ALL LEVELS ARE IN METRES AND RELATE TO ORDNANCE DATUM.
  3. DO NOT SCALE FROM ANY DRAWING. WORK TO FIGURED DIMENSIONS ONLY. ANY DISCREPANCIES IN DIMENSION ARE TO BE REFERRED TO THE DESIGNER BEFORE WORK IS PUT TO HAND.
  4. ALL DIMENSIONS AND LEVELS ARE TO BE CHECKED ON SITE BY THE CONTRACTOR PRIOR TO PREPARING ANY WORKING DRAWINGS OR COMMENCING ON SITE.
  5. ALL WORKS BY THE CONTRACTOR MUST BE CARRIED OUT IN SUCH A WAY THAT ALL REQUIREMENTS UNDER THE HEALTH AND SAFETY AT WORK ACT ARE SATISFIED.
  6. ALL WORK IS TO BE CARRIED OUT IN COMPLIANCE WITH THE REQUIREMENTS OF THE STATUTORY AUTHORITIES AND CONSTRUCTION DESIGN AND MANAGEMENT REGULATIONS.
  7. DRAWING BASE RECEIVED FROM EMAPSITE. AECOM CANNOT GUARANTEE THEIR ACCURACY. CONTRACTOR TO SATISFY THEMSELVES AS TO THE ACCURACY OF SUCH INFORMATION.

**ISSUE/REVISION**

I/R	DATE	DESCRIPTION

**KEY PLAN**

**PROJECT NUMBER**  
 60570241

**SHEET TITLE**  
 B862 TO C1064  
 SPA NOOTEBOOM WITH LOKOTRACK  
 SHEET 1 OF 10

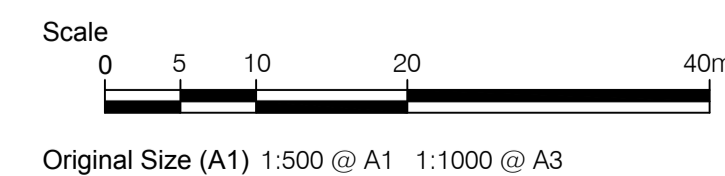
**SHEET NUMBER**  
 60570241-SKE-C-0122



VIEWPORT 1



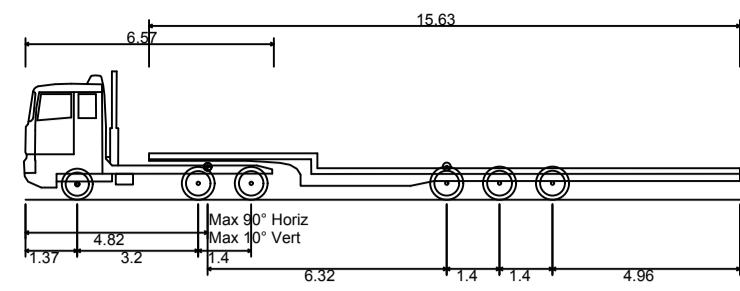
VIEWPORT 2



Filename: F:\PROJECTS\DEVELOPMENT - RED JOHN PSH EIA\03 EXECUTION\04 CAD\25-SKETCHES\60570241-SKE-C-0122\T00131.DWG  
 Last saved by: SWANSONAU | Last Printed: 2018-10-11

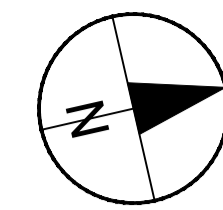
This drawing has been prepared for the use of AECOM's client. It may not be used, modified, reproduced or relied upon by third parties, except as agreed by AECOM or as required by law. AECOM accepts no responsibility, and denies any liability, whatsoever, to any party that uses or relies on this drawing without AECOM's express written consent. All measurements must be obtained from the stated dimensions.

ISO A1 594mm x 841mm



Nootboom C016099 with Lokotrack LT550GP  
 Overall Length 18.900m  
 Overall Width 2.500m  
 Overall Body Height 3.390m  
 Min Body Ground Clearance 0.320m  
 Max Track Width 2.500m  
 Lock to lock time 6.03  
 Kerb to Kerb Turning Radius 6.790m

Approved: \_\_\_\_\_  
 Checked: \_\_\_\_\_  
 Designer: \_\_\_\_\_  
 Project Management Initials: \_\_\_\_\_



# AECOM

**PROJECT**  
 ILI PORTFOLIO EIA  
 RED JOHN PUMPED  
 STORAGE HYDRO

**CLIENT**  
 ILI (Highlands PSH)  
 Ltd.

**CONSULTANT**  
 AECOM  
 1 Tanfield  
 EDINBURGH, EH3 5DA  
 +44 (0) 131 301 8600 tel  
 +44 (0) 131 301 8699 fax  
 www.aecom.com

- NOTES**
- ALL WORKS TO BE EXECUTED IN ACCORDANCE WITH THE SPECIFICATION FOR HIGHWAY WORKS - THE MANUAL OF CONTRACT DOCUMENTS FOR HIGHWAY WORKS, DESIGN MANUAL FOR ROADS AND BRIDGES, TRAFFIC SIGNS MANUAL AND LOCAL COUNCIL GUIDELINES.
  - ALL DIMENSIONS ARE IN MILLIMETRES UNLESS STATED OTHERWISE. ALL LEVELS ARE IN METRES AND RELATE TO ORDNANCE DATUM.
  - DO NOT SCALE FROM ANY DRAWING. WORK TO FIGURED DIMENSIONS ONLY. ANY DISCREPANCIES IN DIMENSION ARE TO BE REFERRED TO THE DESIGNER BEFORE WORK IS PUT TO HAND.
  - ALL DIMENSIONS AND LEVELS ARE TO BE CHECKED ON SITE BY THE CONTRACTOR PRIOR TO PREPARING ANY WORKING DRAWINGS OR COMMENCING ON SITE.
  - ALL WORKS BY THE CONTRACTOR MUST BE CARRIED OUT IN SUCH A WAY THAT ALL REQUIREMENTS UNDER THE HEALTH AND SAFETY AT WORK ACT ARE SATISFIED.
  - ALL WORK IS TO BE CARRIED OUT IN COMPLIANCE WITH THE REQUIREMENTS OF THE STATUTORY AUTHORITIES AND CONSTRUCTION DESIGN AND MANAGEMENT REGULATIONS.
  - DRAWING BASE RECEIVED FROM EMAPSITE. AECOM CANNOT GUARANTEE THEIR ACCURACY. CONTRACTOR TO SATISFY THEMSELVES AS TO THE ACCURACY OF SUCH INFORMATION.

**ISSUE/REVISION**

I/R	DATE	DESCRIPTION

**KEY PLAN**

**PROJECT NUMBER**  
 60570241

**SHEET TITLE**  
 B862 TO C1064  
 SPA NOOTEBOOM WITH LOKOTRACK  
 SHEET 2 OF 10

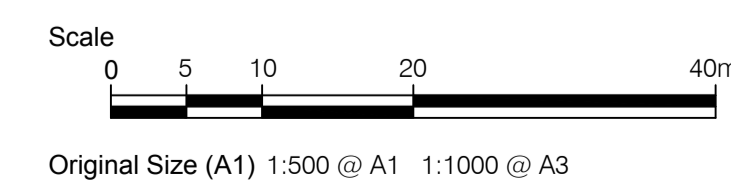
**SHEET NUMBER**  
 60570241-SKE-C-0123



VIEWPORT 3



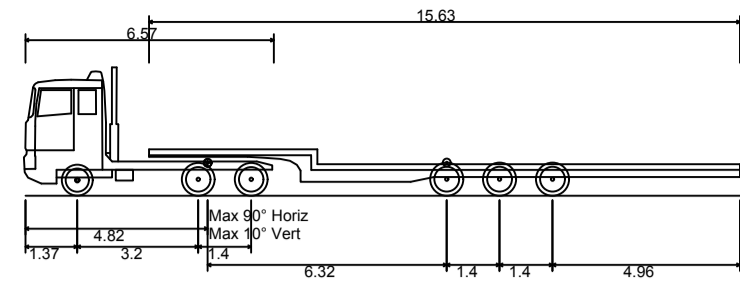
VIEWPORT 4



Filename: F:\PROJECTS\DEVELOPMENT - RED JOHN PSH EIA\03 EXECUTION\04 CAD\25-SKETCHES\60570241-SKE-C-0122TO0131.DWG  
 Last saved by: SWANSONAJ Last Potted: 2016-10-11

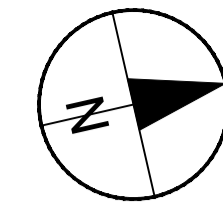
This drawing has been prepared for the use of AECOM's client. It may not be used, modified, reproduced or relied upon by third parties, except as agreed by AECOM or as required by law. AECOM accepts no responsibility, and denies any liability, whatsoever, to any party that uses or relies on this drawing without AECOM's express written consent. Do not scale this document. All measurements must be obtained from the stated dimensions.





Nooteboom C016099 with Lokotrack LT550GP

Overall Length	18.900m
Overall Width	2.500m
Overall Body Height	3.390m
Min Body Ground Clearance	0.320m
Max Track Width	2.500m
Lock to lock time	6.0s
Kerb to Kerb Turning Radius	6.790m



# AECOM

**PROJECT**  
 ILI PORTFOLIO EIA  
 RED JOHN PUMPED  
 STORAGE HYDRO

**CLIENT**  
 ILI (Highlands PSH)  
 Ltd.

**CONSULTANT**  
 AECOM  
 1 Tanfield  
 EDINBURGH, EH3 5DA  
 +44 (0) 131 301 8600 tel  
 +44 (0) 131 301 8699 fax  
 www.aecom.com

- NOTES**
- ALL WORKS TO BE EXECUTED IN ACCORDANCE WITH THE SPECIFICATION FOR HIGHWAY WORKS - THE MANUAL OF CONTRACT DOCUMENTS FOR HIGHWAY WORKS, DESIGN MANUAL FOR ROADS AND BRIDGES, TRAFFIC SIGNS MANUAL AND LOCAL COUNCIL GUIDELINES.
  - ALL DIMENSIONS ARE IN MILLIMETRES UNLESS STATED OTHERWISE. ALL LEVELS ARE IN METRES AND RELATE TO ORDNANCE DATUM.
  - DO NOT SCALE FROM ANY DRAWING. WORK TO FIGURED DIMENSIONS ONLY. ANY DISCREPANCIES IN DIMENSION ARE TO BE REFERRED TO THE DESIGNER BEFORE WORK IS PUT TO HAND.
  - ALL DIMENSIONS AND LEVELS ARE TO BE CHECKED ON SITE BY THE CONTRACTOR PRIOR TO PREPARING ANY WORKING DRAWINGS OR COMMENCING ON SITE.
  - ALL WORKS BY THE CONTRACTOR MUST BE CARRIED OUT IN SUCH A WAY THAT ALL REQUIREMENTS UNDER THE HEALTH AND SAFETY AT WORK ACT ARE SATISFIED.
  - ALL WORK IS TO BE CARRIED OUT IN COMPLIANCE WITH THE REQUIREMENTS OF THE STATUTORY AUTHORITIES AND CONSTRUCTION DESIGN AND MANAGEMENT REGULATIONS.
  - DRAWING BASE RECEIVED FROM EMAPSITE. AECOM CANNOT GUARANTEE THEIR ACCURACY. CONTRACTOR TO SATISFY THEMSELVES AS TO THE ACCURACY OF SUCH INFORMATION.

**ISSUE/REVISION**

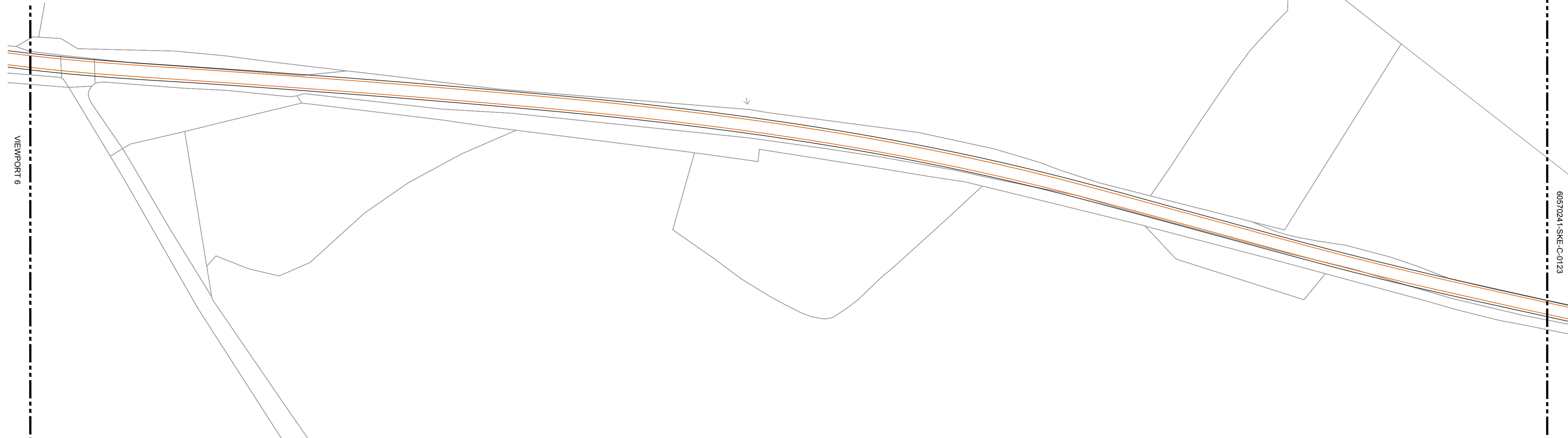
I/R	DATE	DESCRIPTION

**KEY PLAN**

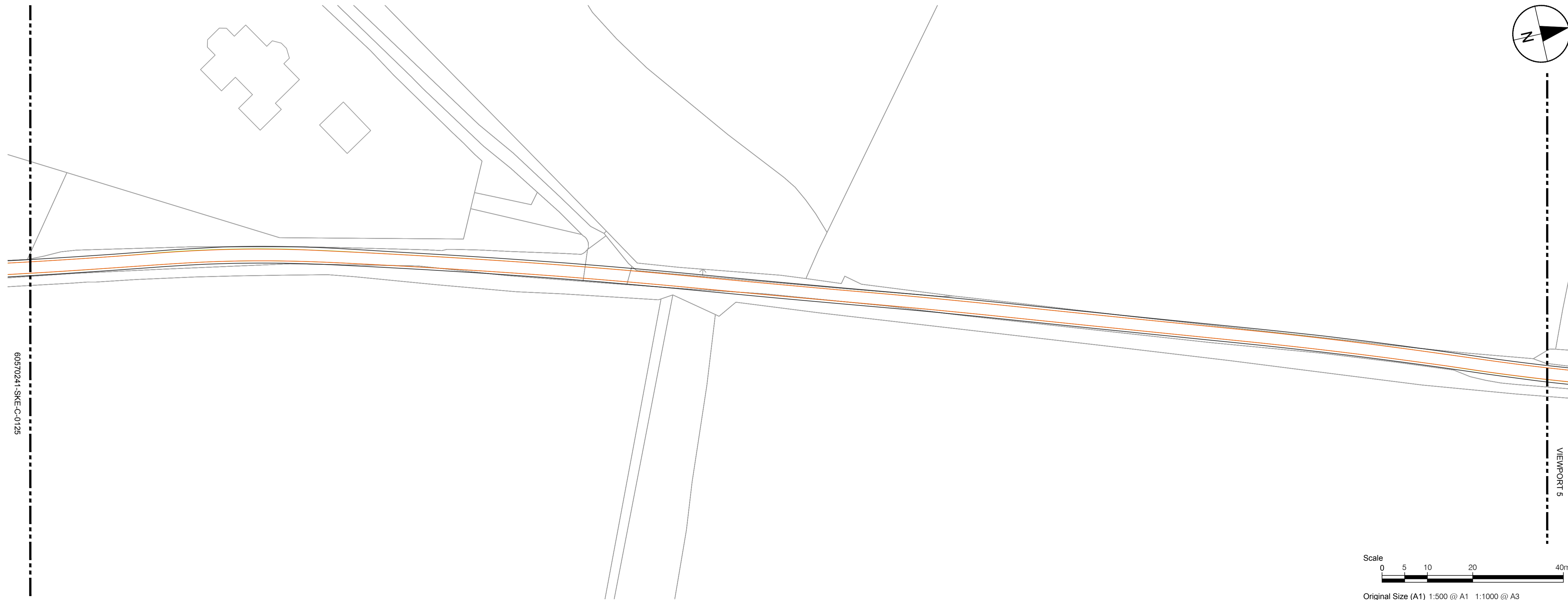
**PROJECT NUMBER**  
 60570241

**SHEET TITLE**  
 B862 TO C1064  
 SPA NOOTEBOOM WITH LOKOTRACK  
 SHEET 3 OF 10

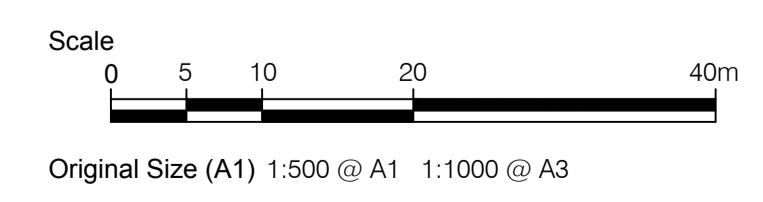
**SHEET NUMBER**  
 60570241-SKE-C-0124



**VIEWPORT 5**

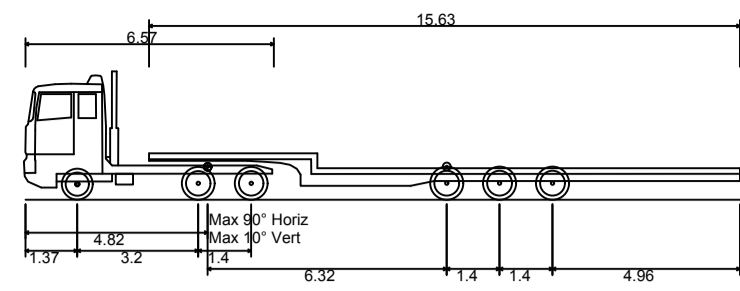


**VIEWPORT 6**

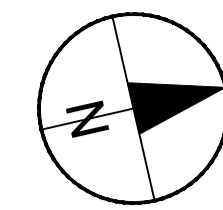


This drawing has been prepared for the use of AECOM's client. It may not be used, modified, reproduced or relied upon by third parties, except as agreed by AECOM or as required by law. AECOM accepts no responsibility, and denies any liability, whatsoever, to any party that uses or relies on this drawing without AECOM's express written consent. All measurements must be obtained from the stated dimensions.

ISO A1 594mm x 841mm  
 Approved: \_\_\_\_\_  
 Checked: \_\_\_\_\_  
 Designer: \_\_\_\_\_  
 Project Management Initials: \_\_\_\_\_



Nootboom C016099 with Lokotrack LT550GP	18,900m
Overall Length	2,500m
Overall Width	3,390m
Overall Body Height	0,320m
Min Body Ground Clearance	2,500m
Max Track Width	6,00s
Lock to lock time	6,790m
Kerb to Kerb Turning Radius	



# AECOM

**PROJECT**  
 ILI PORTFOLIO EIA  
 RED JOHN PUMPED  
 STORAGE HYDRO

**CLIENT**  
 ILI (Highlands PSH)  
 Ltd.

**CONSULTANT**  
 AECOM  
 1 Tanfield  
 EDINBURGH, EH3 5DA  
 +44 (0) 131 301 8600 tel  
 +44 (0) 131 301 8699 fax  
 www.aecom.com

- NOTES**
1. ALL WORKS TO BE EXECUTED IN ACCORDANCE WITH THE SPECIFICATION FOR HIGHWAY WORKS - THE MANUAL OF CONTRACT DOCUMENTS FOR HIGHWAY WORKS, DESIGN MANUAL FOR ROADS AND BRIDGES, TRAFFIC SIGNS MANUAL AND LOCAL COUNCIL GUIDELINES.
  2. ALL DIMENSIONS ARE IN MILLIMETRES UNLESS STATED OTHERWISE. ALL LEVELS ARE IN METRES AND RELATE TO ORDNANCE DATUM.
  3. DO NOT SCALE FROM ANY DRAWING. WORK TO FIGURED DIMENSIONS ONLY. ANY DISCREPANCIES IN DIMENSION ARE TO BE REFERRED TO THE DESIGNER BEFORE WORK IS PUT TO HAND.
  4. ALL DIMENSIONS AND LEVELS ARE TO BE CHECKED ON SITE BY THE CONTRACTOR PRIOR TO PREPARING ANY WORKING DRAWINGS OR COMMENCING ON SITE.
  5. ALL WORKS BY THE CONTRACTOR MUST BE CARRIED OUT IN SUCH A WAY THAT ALL REQUIREMENTS UNDER THE HEALTH AND SAFETY AT WORK ACT ARE SATISFIED.
  6. ALL WORK IS TO BE CARRIED OUT IN COMPLIANCE WITH THE REQUIREMENTS OF THE STATUTORY AUTHORITIES AND CONSTRUCTION DESIGN AND MANAGEMENT REGULATIONS.
  7. DRAWING BASE RECEIVED FROM EMAPSITE. AECOM CANNOT GUARANTEE THEIR ACCURACY. CONTRACTOR TO SATISFY THEMSELVES AS TO THE ACCURACY OF SUCH INFORMATION.

**ISSUE/REVISION**


I/R	DATE	DESCRIPTION

**KEY PLAN**

**PROJECT NUMBER**  
 60570241

**SHEET TITLE**  
 B862 TO C1064  
 SPA NOOTEBOOM WITH LOKOTRACK  
 SHEET 4 OF 10

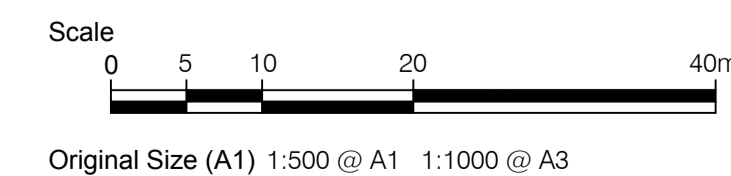
**SHEET NUMBER**  
 60570241-SKE-C-0125



**VIEWPORT 7**



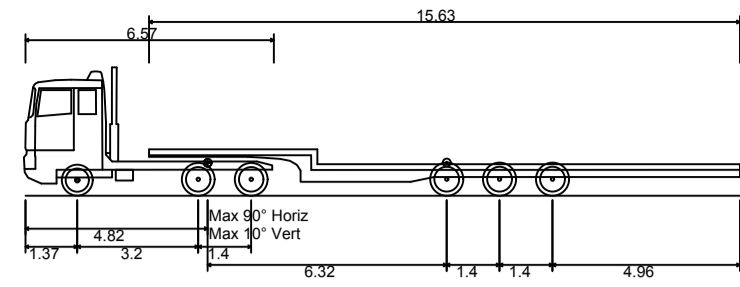
**VIEWPORT 8**



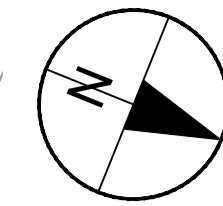
Filename: F:\PROJECTS\DEVELOPMENT - RED JOHN PSH EIA\03 EXECUTION\04 CAD\25-SKETCHES\60570241-SKE-C-0122\00101.DWG  
 Last saved by: SWANSONAJ Last Plotter: 2018-10-11

This drawing has been prepared for the use of AECOM's client. It may not be used, modified, reproduced or relied upon by third parties, except as agreed by AECOM or as required by law. AECOM accepts no responsibility, and denies any liability, whatsoever, to any party that uses or relies on this drawing without AECOM's express written consent. All measurements must be obtained from the stated dimensions.

File name: F:\PROJECTS\DEVELOPMENT - RED JOHN PSH EIA\03 EXECUTION\04 CAD\25-SKETCHES\60570241-SKE-C-0122TO0131.DWG  
 Last saved by: SWANSONAJ Last Potted: 2016-10-11  
 ISO A1 594mm x 841mm  
 Project Management Initials: Designer: Checked: Approved:



Nooteboom C016099 with Lokotrack LT550GP	
Overall Length	18.900m
Overall Width	2.500m
Overall Body Height	3.390m
Min Body Ground Clearance	0.320m
Max Track Width	2.500m
Lock to lock time	6.0s
Kerb to Kerb Turning Radius	6.790m



**PROJECT**  
 ILI PORTFOLIO EIA  
 RED JOHN PUMPED  
 STORAGE HYDRO

**CLIENT**  
 ILI (Highlands PSH)  
 Ltd.

**CONSULTANT**  
 AECOM  
 1 Tanfield  
 EDINBURGH, EH3 5DA  
 +44 (0) 131 301 8600 tel  
 +44 (0) 131 301 8699 fax  
 www.aecom.com

- NOTES**
- ALL WORKS TO BE EXECUTED IN ACCORDANCE WITH THE SPECIFICATION FOR HIGHWAY WORKS - THE MANUAL OF CONTRACT DOCUMENTS FOR HIGHWAY WORKS, DESIGN MANUAL FOR ROADS AND BRIDGES, TRAFFIC SIGNS MANUAL AND LOCAL COUNCIL GUIDELINES.
  - ALL DIMENSIONS ARE IN MILLIMETRES UNLESS STATED OTHERWISE. ALL LEVELS ARE IN METRES AND RELATE TO ORDNANCE DATUM.
  - DO NOT SCALE FROM ANY DRAWING. WORK TO FIGURED DIMENSIONS ONLY. ANY DISCREPANCIES IN DIMENSION ARE TO BE REFERRED TO THE DESIGNER BEFORE WORK IS PUT TO HAND.
  - ALL DIMENSIONS AND LEVELS ARE TO BE CHECKED ON SITE BY THE CONTRACTOR PRIOR TO PREPARING ANY WORKING DRAWINGS OR COMMENCING ON SITE.
  - ALL WORKS BY THE CONTRACTOR MUST BE CARRIED OUT IN SUCH A WAY THAT ALL REQUIREMENTS UNDER THE HEALTH AND SAFETY AT WORK ACT ARE SATISFIED.
  - ALL WORK IS TO BE CARRIED OUT IN COMPLIANCE WITH THE REQUIREMENTS OF THE STATUTORY AUTHORITIES AND CONSTRUCTION DESIGN AND MANAGEMENT REGULATIONS.
  - DRAWING BASE RECEIVED FROM EMAPSITE. AECOM CANNOT GUARANTEE THEIR ACCURACY. CONTRACTOR TO SATISFY THEMSELVES AS TO THE ACCURACY OF SUCH INFORMATION.

**ISSUE/REVISION**

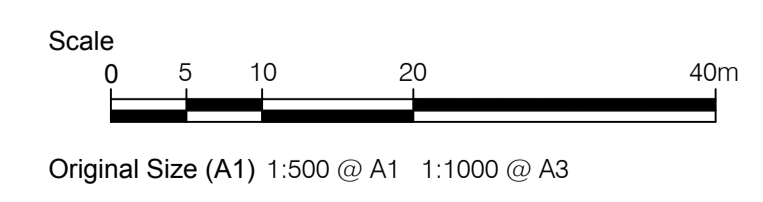
I/R	DATE	DESCRIPTION

**KEY PLAN**

**PROJECT NUMBER**  
 60570241

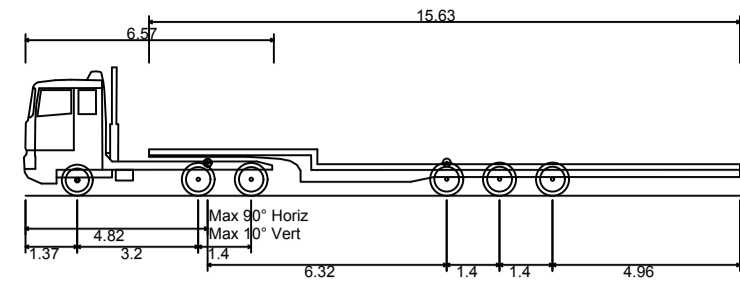
**SHEET TITLE**  
 B862 TO C1064  
 SPA NOOTEBOOM WITH LOKOTRACK  
 SHEET 5 OF 10

**SHEET NUMBER**  
 60570241-SKE-C-0126




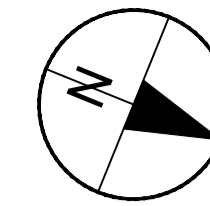
VIEWPORT 9

This drawing has been prepared for the use of AECOM's client. It may not be used, modified, reproduced or relied upon by third parties, except as agreed by AECOM or as required by law. AECOM accepts no responsibility, and denies any liability, whatsoever, to any party that uses or relies on this drawing without AECOM's express written consent. All measurements must be obtained from the stated dimensions.



Nootboom C016099 with Lokotrack LT550GP	18.900m
Overall Length	2.500m
Overall Width	3.390m
Overall Body Height	0.320m
Min Body Ground Clearance	2.500m
Max Track Width	6.00s
Lock to lock time	6.790m
Kerb to Kerb Turning Radius	

60570241-SKE-C-0128



**VIEWPORT 10**

This drawing has been prepared for the use of AECOM's client. It may not be used, modified, reproduced or relied upon by third parties, except as agreed by AECOM or as required by law. AECOM accepts no responsibility, and denies any liability, whatsoever, to any party that uses or relies on this drawing without AECOM's express written consent. All measurements must be obtained from the stated dimensions.



**PROJECT**  
 ILI PORTFOLIO EIA  
 RED JOHN PUMPED  
 STORAGE HYDRO

**CLIENT**  
 ILI (Highlands PSH)  
 Ltd.

**CONSULTANT**  
 AECOM  
 1 Tanfield  
 EDINBURGH, EH3 5DA  
 +44 (0) 131 301 8600 tel  
 +44 (0) 131 301 8699 fax  
 www.aecom.com

- NOTES**
- ALL WORKS TO BE EXECUTED IN ACCORDANCE WITH THE SPECIFICATION FOR HIGHWAY WORKS - THE MANUAL OF CONTRACT DOCUMENTS FOR HIGHWAY WORKS, DESIGN MANUAL FOR ROADS AND BRIDGES, TRAFFIC SIGNS MANUAL AND LOCAL COUNCIL GUIDELINES.
  - ALL DIMENSIONS ARE IN MILLIMETRES UNLESS STATED OTHERWISE. ALL LEVELS ARE IN METRES AND RELATE TO ORDNANCE DATUM.
  - DO NOT SCALE FROM ANY DRAWING. WORK TO FIGURED DIMENSIONS ONLY. ANY DISCREPANCIES IN DIMENSION ARE TO BE REFERRED TO THE DESIGNER BEFORE WORK IS PUT TO HAND.
  - ALL DIMENSIONS AND LEVELS ARE TO BE CHECKED ON SITE BY THE CONTRACTOR PRIOR TO PREPARING ANY WORKING DRAWINGS OR COMMENCING ON SITE.
  - ALL WORKS BY THE CONTRACTOR MUST BE CARRIED OUT IN SUCH A WAY THAT ALL REQUIREMENTS UNDER THE HEALTH AND SAFETY AT WORK ACT ARE SATISFIED.
  - ALL WORK IS TO BE CARRIED OUT IN COMPLIANCE WITH THE REQUIREMENTS OF THE STATUTORY AUTHORITIES AND CONSTRUCTION DESIGN AND MANAGEMENT REGULATIONS.
  - DRAWING BASE RECEIVED FROM EMAPSITE. AECOM CANNOT GUARANTEE THEIR ACCURACY. CONTRACTOR TO SATISFY THEMSELVES AS TO THE ACCURACY OF SUCH INFORMATION.

**ISSUE/REVISION**

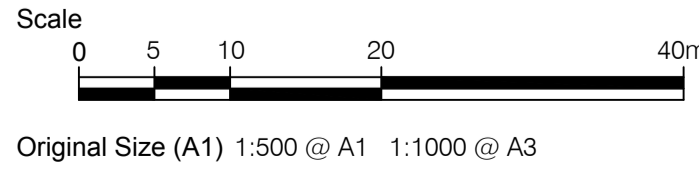
I/R	DATE	DESCRIPTION

**KEY PLAN**

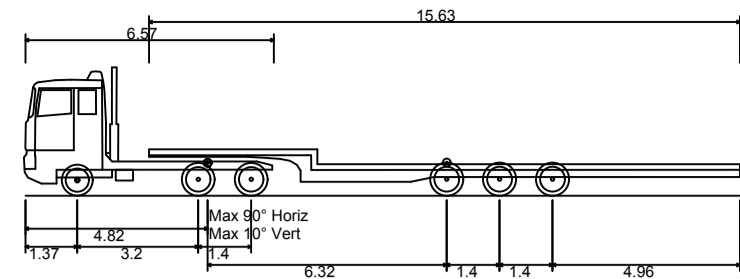
**PROJECT NUMBER**  
 60570241

**SHEET TITLE**  
 B862 TO C1064  
 SPA NOOTEBOOM WITH LOKOTRACK  
 SHEET 6 OF 10

**SHEET NUMBER**  
 60570241-SKE-C-0127

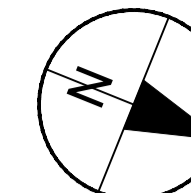


ISO A1 594mm x 841mm  
 Approved: \_\_\_\_\_  
 Checked: \_\_\_\_\_  
 Designer: \_\_\_\_\_  
 Project Management Initials: \_\_\_\_\_



Nootboom C016099 with Lokotrack LT550GP

Overall Length	18.900m
Overall Width	2.500m
Overall Body Height	3.390m
Min Body Ground Clearance	0.320m
Max Track Width	2.500m
Lock to lock time	6.00s
Kerb to Kerb Turning Radius	6.790m



# AECOM

**PROJECT**  
 ILI PORTFOLIO EIA  
 RED JOHN PUMPED  
 STORAGE HYDRO

**CLIENT**  
 ILI (Highlands PSH)  
 Ltd.

**CONSULTANT**  
 AECOM  
 1 Tanfield  
 EDINBURGH, EH3 5DA  
 +44 (0) 131 301 8600 tel  
 +44 (0) 131 301 8699 fax  
 www.aecom.com

- NOTES**
1. ALL WORKS TO BE EXECUTED IN ACCORDANCE WITH THE SPECIFICATION FOR HIGHWAY WORKS - THE MANUAL OF CONTRACT DOCUMENTS FOR HIGHWAY WORKS, DESIGN MANUAL FOR ROADS AND BRIDGES, TRAFFIC SIGNS MANUAL AND LOCAL COUNCIL GUIDELINES.
  2. ALL DIMENSIONS ARE IN MILLIMETRES UNLESS STATED OTHERWISE. ALL LEVELS ARE IN METRES AND RELATE TO ORDANCE DATUM.
  3. DO NOT SCALE FROM ANY DRAWING. WORK TO FIGURED DIMENSIONS ONLY. ANY DISCREPANCIES IN DIMENSION ARE TO BE REFERRED TO THE DESIGNER BEFORE WORK IS PUT TO HAND.
  4. ALL DIMENSIONS AND LEVELS ARE TO BE CHECKED ON SITE BY THE CONTRACTOR PRIOR TO PREPARING ANY WORKING DRAWINGS OR COMMENCING ON SITE.
  5. ALL WORKS BY THE CONTRACTOR MUST BE CARRIED OUT IN SUCH A WAY THAT ALL REQUIREMENTS UNDER THE HEALTH AND SAFETY AT WORK ACT ARE SATISFIED.
  6. ALL WORK IS TO BE CARRIED OUT IN COMPLIANCE WITH THE REQUIREMENTS OF THE STATUTORY AUTHORITIES AND CONSTRUCTION DESIGN AND MANAGEMENT REGULATIONS.
  7. DRAWING BASE RECEIVED FROM EMAPSITE. AECOM CANNOT GUARANTEE THEIR ACCURACY. CONTRACTOR TO SATISFY THEMSELVES AS TO THE ACCURACY OF SUCH INFORMATION.

**ISSUE/REVISION**

I/R	DATE	DESCRIPTION

**KEY PLAN**

**PROJECT NUMBER**

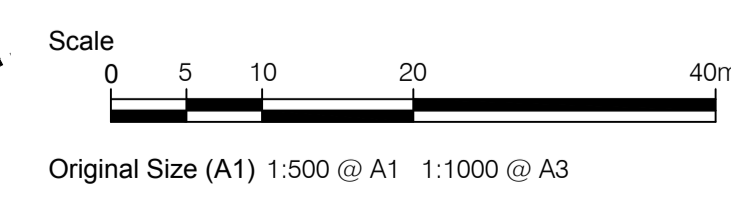
60570241

**SHEET TITLE**

B862 TO C1064  
 SPA NOOTEBOOM WITH LOKOTRACK  
 SHEET 7 OF 10

**SHEET NUMBER**

60570241-SKE-C-0128

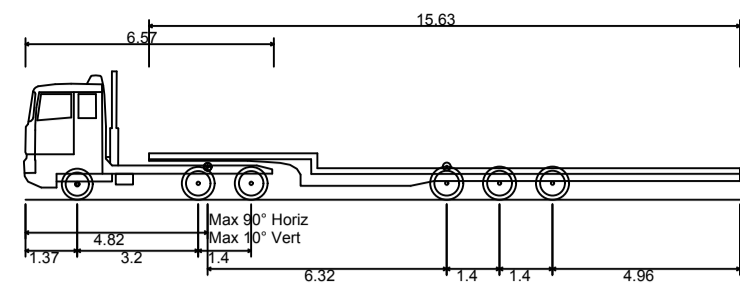


VIEWPORT 11

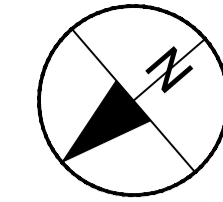
Filename: F:\PROJECTS\DEVELOPMENT - RED JOHN PSH EIA\03 EXECUTION\04 CAD\25-SKETCHES\60570241-SKE-C-0122TO0131.DWG  
 Last saved by: SWANSONAJ Last Potted: 2016-10-11

This drawing has been prepared for the use of AECOM's client. It may not be used, modified, reproduced or relied upon by third parties, except as agreed by AECOM or as required by law. AECOM accepts no responsibility, and denies any liability, whatsoever, to any party that uses or relies on this drawing without AECOM's express written consent. All measurements must be obtained from the stated dimensions.

ISO A1 594mm x 841mm  
 Approved: \_\_\_\_\_  
 Checked: \_\_\_\_\_  
 Designer: \_\_\_\_\_  
 Project Management Initials: \_\_\_\_\_



Nooteboom C016099 with Lokotrack LT550GP  
 Overall Length 18.900m  
 Overall Width 2.500m  
 Overall Body Height 3.390m  
 Min Body Ground Clearance 0.320m  
 Max Track Width 2.500m  
 Lock to lock time 6.00s  
 Kerb to Kerb Turning Radius 6.790m



**PROJECT**  
 ILI PORTFOLIO EIA  
 RED JOHN PUMPED  
 STORAGE HYDRO

**CLIENT**  
 ILI (Highlands PSH)  
 Ltd.

**CONSULTANT**  
 AECOM  
 1 Tanfield  
 EDINBURGH, EH3 5DA  
 +44 (0) 131 301 8600 tel  
 +44 (0) 131 301 8699 fax  
 www.aecom.com

- NOTES**
1. ALL WORKS TO BE EXECUTED IN ACCORDANCE WITH THE SPECIFICATION FOR HIGHWAY WORKS - THE MANUAL OF CONTRACT DOCUMENTS FOR HIGHWAY WORKS, DESIGN MANUAL FOR ROADS AND BRIDGES, TRAFFIC SIGNS MANUAL AND LOCAL COUNCIL GUIDELINES.
  2. ALL DIMENSIONS ARE IN MILLIMETRES UNLESS STATED OTHERWISE. ALL LEVELS ARE IN METRES AND RELATE TO ORDANCE DATUM.
  3. DO NOT SCALE FROM ANY DRAWING. WORK TO FIGURED DIMENSIONS ONLY. ANY DISCREPANCIES IN DIMENSION ARE TO BE REFERRED TO THE DESIGNER BEFORE WORK IS PUT TO HAND.
  4. ALL DIMENSIONS AND LEVELS ARE TO BE CHECKED ON SITE BY THE CONTRACTOR PRIOR TO PREPARING ANY WORKING DRAWINGS OR COMMENCING ON SITE.
  5. ALL WORKS BY THE CONTRACTOR MUST BE CARRIED OUT IN SUCH A WAY THAT ALL REQUIREMENTS UNDER THE HEALTH AND SAFETY AT WORK ACT ARE SATISFIED.
  6. ALL WORK IS TO BE CARRIED OUT IN COMPLIANCE WITH THE REQUIREMENTS OF THE STATUTORY AUTHORITIES AND CONSTRUCTION DESIGN AND MANAGEMENT REGULATIONS.
  7. DRAWING BASE RECEIVED FROM EMAPSITE. AECOM CANNOT GUARANTEE THEIR ACCURACY. CONTRACTOR TO SATISFY THEMSELVES AS TO THE ACCURACY OF SUCH INFORMATION.

**ISSUE/REVISION**

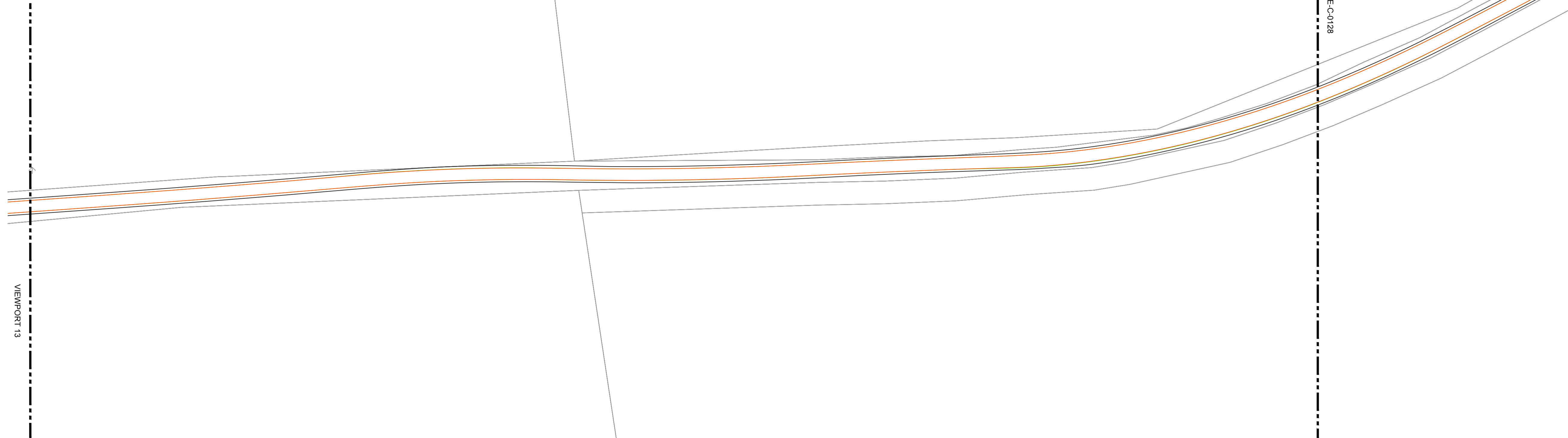
I/R	DATE	DESCRIPTION

**KEY PLAN**


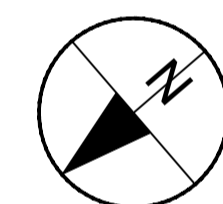
**PROJECT NUMBER**  
 60570241

**SHEET TITLE**  
 B862 TO C1064  
 SPA NOOTEBOOM WITH LOKOTRACK  
 SHEET 8 OF 10

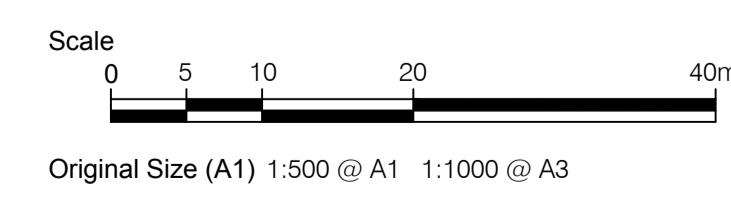
**SHEET NUMBER**  
 60570241-SKE-C-0128



**VIEWPORT 12**

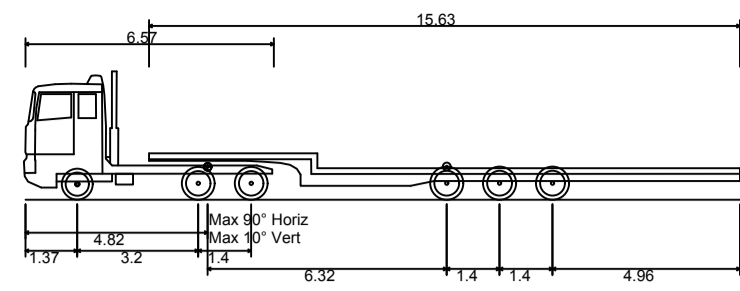


**VIEWPORT 13**



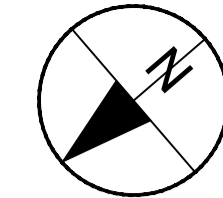
Filename: F:\PROJECTS\DEVELOPMENT - RED JOHN PSH EIA\03 EXECUTION\04 CAD\25-SKETCHES\60570241-SKE-C-0122TO0131.DWG  
 Last saved by: SWANSONAJ Last Potted: 2018-10-11

This drawing has been prepared for the use of AECOM's client. It may not be used, modified, reproduced or relied upon by third parties, except as agreed by AECOM or as required by law. AECOM accepts no responsibility, and denies any liability, whatsoever, to any party that uses or relies on this drawing without AECOM's express written consent. Do not scale this document. All measurements must be obtained from the stated dimensions.



Nooteboom C016099 with Lokotrack LT550GP

Overall Length	18.900m
Overall Width	2.500m
Overall Body Height	3.390m
Min Body Ground Clearance	0.320m
Max Track Width	2.500m
Lock to lock time	6.0s
Kerb to Kerb Turning Radius	6.790m



- NOTES**
1. ALL WORKS TO BE EXECUTED IN ACCORDANCE WITH THE SPECIFICATION FOR HIGHWAY WORKS - THE MANUAL OF CONTRACT DOCUMENTS FOR HIGHWAY WORKS, DESIGN MANUAL FOR ROADS AND BRIDGES, TRAFFIC SIGNS MANUAL AND LOCAL COUNCIL GUIDELINES.
  2. ALL DIMENSIONS ARE IN MILLIMETRES UNLESS STATED OTHERWISE. ALL LEVELS ARE IN METRES AND RELATE TO ORDNANCE DATUM.
  3. DO NOT SCALE FROM ANY DRAWING. WORK TO FIGURED DIMENSIONS ONLY. ANY DISCREPANCIES IN DIMENSION ARE TO BE REFERRED TO THE DESIGNER BEFORE WORK IS PUT TO HAND.
  4. ALL DIMENSIONS AND LEVELS ARE TO BE CHECKED ON SITE BY THE CONTRACTOR PRIOR TO PREPARING ANY WORKING DRAWINGS OR COMMENCING ON SITE.
  5. ALL WORKS BY THE CONTRACTOR MUST BE CARRIED OUT IN SUCH A WAY THAT ALL REQUIREMENTS UNDER THE HEALTH AND SAFETY AT WORK ACT ARE SATISFIED.
  6. ALL WORK IS TO BE CARRIED OUT IN COMPLIANCE WITH THE REQUIREMENTS OF THE STATUTORY AUTHORITIES AND CONSTRUCTION DESIGN AND MANAGEMENT REGULATIONS.
  7. DRAWING BASE RECEIVED FROM EMAPSITE. AECOM CANNOT GUARANTEE THEIR ACCURACY. CONTRACTOR TO SATISFY THEMSELVES AS TO THE ACCURACY OF SUCH INFORMATION.

**ISSUE/REVISION**

I/R	DATE	DESCRIPTION

**KEY PLAN**

**PROJECT NUMBER**


60570241

**SHEET TITLE**


B862 TO C1064  
 SPA NOOTEBOOM WITH LOKOTRACK  
 SHEET 9 OF 10

**SHEET NUMBER**

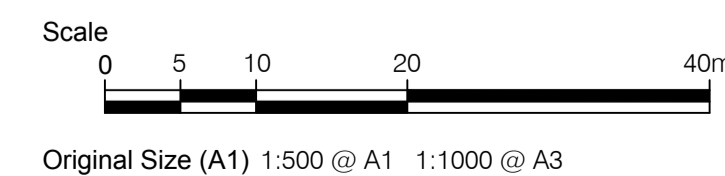
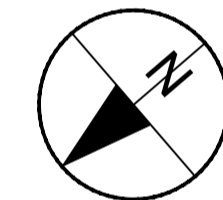
60570241-SKE-C-0130



**VIEWPORT 14**

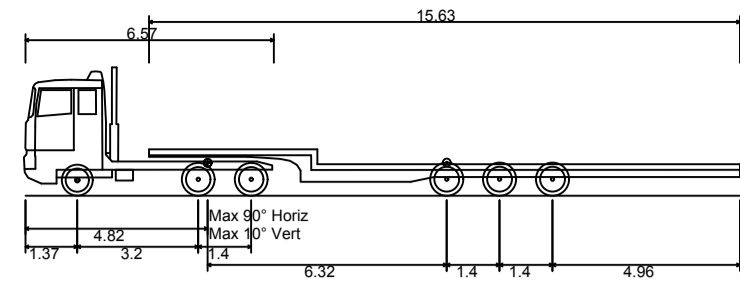


**VIEWPORT 15**

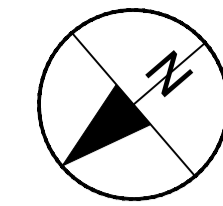


This drawing has been prepared for the use of AECOM's client. It may not be used, modified, reproduced or relied upon by third parties, except as agreed by AECOM or as required by law. AECOM accepts no responsibility, and denies any liability, whatsoever, to any party that uses or relies on this drawing without AECOM's express written consent. All measurements must be obtained from the stated dimensions.

ISO A1 594mm x 841mm  
 Approved: \_\_\_\_\_  
 Checked: \_\_\_\_\_  
 Designer: \_\_\_\_\_  
 Project Management Initials: \_\_\_\_\_



Nooteboom C016099 with Lokotrack LT550GP  
 Overall Length 18.900m  
 Overall Width 2.500m  
 Overall Body Height 3.390m  
 Min Body Ground Clearance 0.320m  
 Max Track Width 2.500m  
 Lock to lock time 6.00s  
 Kerb to Kerb Turning Radius 6.790m



**VIEWPORT 16**

60570241-SKE-C-0130



**PROJECT**  
 ILI PORTFOLIO EIA  
 RED JOHN PUMPED  
 STORAGE HYDRO

**CLIENT**  
 ILI (Highlands PSH)  
 Ltd.

**CONSULTANT**  
 AECOM  
 1 Tanfield  
 EDINBURGH, EH3 5DA  
 +44 (0) 131 301 8600 tel  
 +44 (0) 131 301 8699 fax  
 www.aecom.com

- NOTES**
1. ALL WORKS TO BE EXECUTED IN ACCORDANCE WITH THE SPECIFICATION FOR HIGHWAY WORKS - THE MANUAL OF CONTRACT DOCUMENTS FOR HIGHWAY WORKS, DESIGN MANUAL FOR ROADS AND BRIDGES, TRAFFIC SIGNS MANUAL AND LOCAL COUNCIL GUIDELINES.
  2. ALL DIMENSIONS ARE IN MILLIMETRES UNLESS STATED OTHERWISE. ALL LEVELS ARE IN METRES AND RELATE TO ORDANCE DATUM.
  3. DO NOT SCALE FROM ANY DRAWING. WORK TO FIGURED DIMENSIONS ONLY. ANY DISCREPANCIES IN DIMENSION ARE TO BE REFERRED TO THE DESIGNER BEFORE WORK IS PUT TO HAND.
  4. ALL DIMENSIONS AND LEVELS ARE TO BE CHECKED ON SITE BY THE CONTRACTOR PRIOR TO PREPARING ANY WORKING DRAWINGS OR COMMENCING ON SITE.
  5. ALL WORKS BY THE CONTRACTOR MUST BE CARRIED OUT IN SUCH A WAY THAT ALL REQUIREMENTS UNDER THE HEALTH AND SAFETY AT WORK ACT ARE SATISFIED.
  6. ALL WORK IS TO BE CARRIED OUT IN COMPLIANCE WITH THE REQUIREMENTS OF THE STATUTORY AUTHORITIES AND CONSTRUCTION DESIGN AND MANAGEMENT REGULATIONS.
  7. DRAWING BASE RECEIVED FROM EMAPSITE. AECOM CANNOT GUARANTEE THEIR ACCURACY. CONTRACTOR TO SATISFY THEMSELVES AS TO THE ACCURACY OF SUCH INFORMATION.

**ISSUE/REVISION**

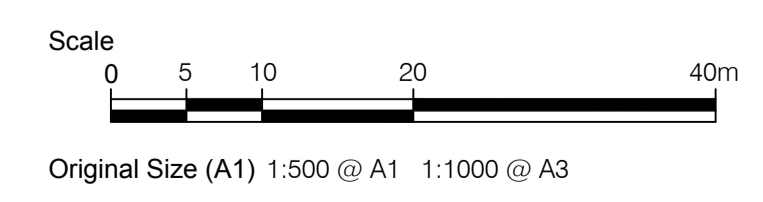
I/R	DATE	DESCRIPTION

**KEY PLAN**

**PROJECT NUMBER**  
 60570241

**SHEET TITLE**  
 B862 TO C1064  
 SPA NOOTEBOOM WITH LOKOTRACK  
 SHEET 10 OF 10

**SHEET NUMBER**  
 60570241-SKE-C-0131

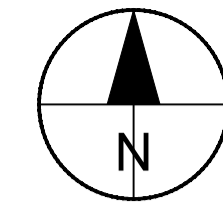
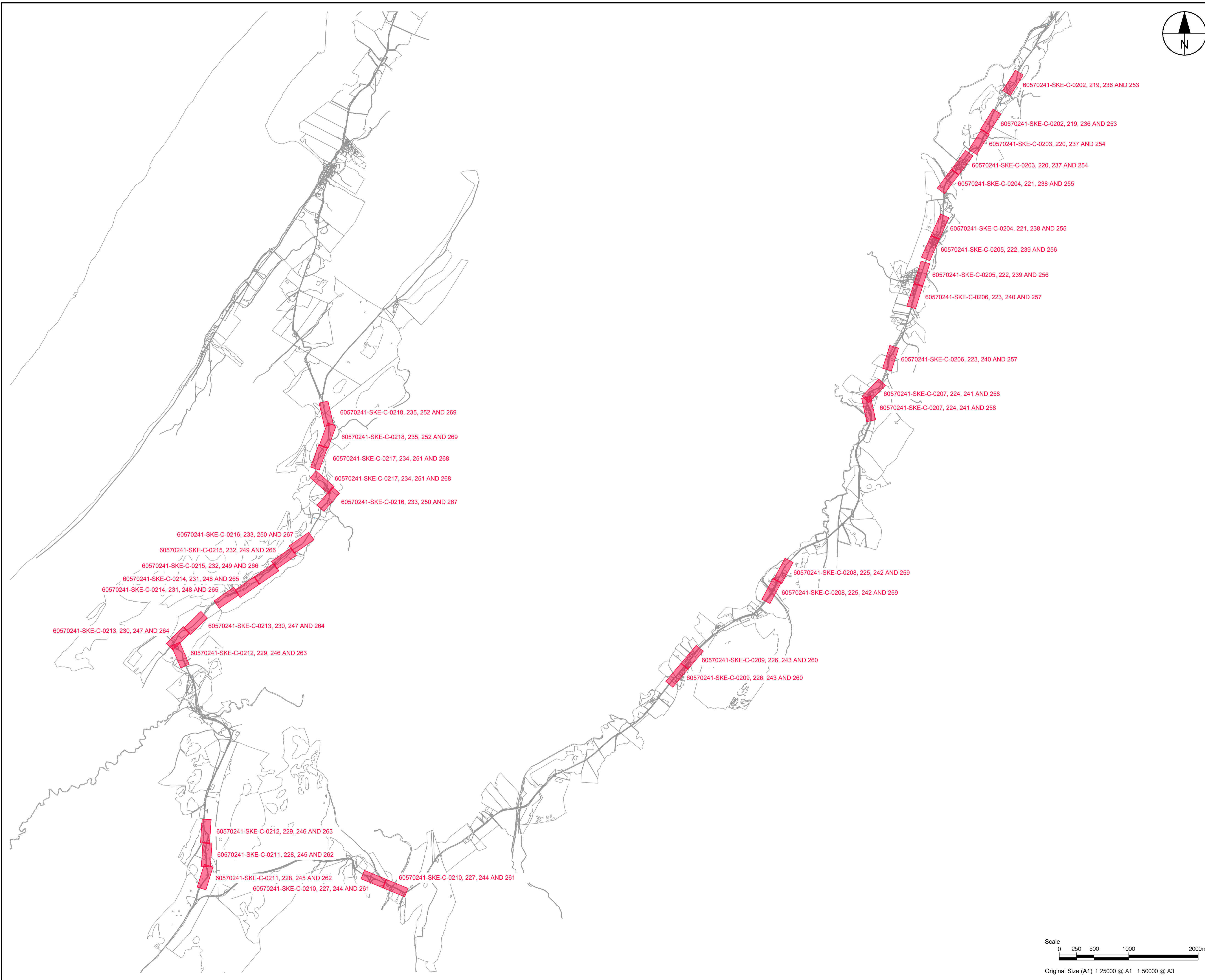


Filename: F:\PROJECTS\DEVELOPMENT - RED JOHN PSH EIA\03 EXECUTION\04 CAD\25-SKETCHES\60570241-SKE-C-0122TO0131.DWG  
 Last saved by: SWANSONA Last Potted: 2016-10-11

This drawing has been prepared for the use of AECOM's client. It may not be used, modified, reproduced or relied upon by third parties, except as agreed by AECOM or as required by law. AECOM accepts no responsibility, and denies any liability, whatsoever, to any party that uses or relies on this drawing without AECOM's express written consent. Do not scale this document. All measurements must be obtained from the stated dimensions.



## 15.4 Route Assessment Section Three – A9 / B851 Junction to B862 / C1064 Junction



**AECOM**

**PROJECT**

**ILI PORTFOLIO EIA  
RED JOHN PUMPED  
STORAGE HYDRO**

**CLIENT**

**ILI (Highlands PSH)  
Ltd.**

**CONSULTANT**

AECOM  
1 Tanfield  
EDINBURGH, EH3 5DA  
+44 (0) 131 301 8600 tel  
+44 (0) 131 301 8699 fax  
www.aecom.com

- NOTES**
1. ALL WORKS TO BE EXECUTED IN ACCORDANCE WITH THE SPECIFICATION FOR HIGHWAY WORKS - THE MANUAL OF CONTRACT DOCUMENTS FOR HIGHWAY WORKS, DESIGN MANUAL FOR ROADS AND BRIDGES, TRAFFIC SIGNS MANUAL AND LOCAL COUNCIL GUIDELINES.
  2. ALL DIMENSIONS ARE IN MILLIMETRES UNLESS STATED OTHERWISE. ALL LEVELS ARE IN METRES AND RELATE TO ORDNANCE DATUM.
  3. DO NOT SCALE FROM ANY DRAWING. WORK TO FIGURED DIMENSIONS ONLY. ANY DISCREPANCIES IN DIMENSION ARE TO BE REFERRED TO THE DESIGNER BEFORE WORK IS PUT TO HAND.
  4. ALL DIMENSIONS AND LEVELS ARE TO BE CHECKED ON SITE BY THE CONTRACTOR PRIOR TO PREPARING ANY WORKING DRAWINGS OR COMMENCING ON SITE.
  5. ALL WORKS BY THE CONTRACTOR MUST BE CARRIED OUT IN SUCH A WAY THAT ALL REQUIREMENTS UNDER THE HEALTH AND SAFETY AT WORK ACT ARE SATISFIED.
  6. ALL WORK IS TO BE CARRIED OUT IN COMPLIANCE WITH THE REQUIREMENTS OF THE STATUTORY AUTHORITIES AND CONSTRUCTION DESIGN AND MANAGEMENT REGULATIONS.
  7. DRAWING BASE RECEIVED FROM EMAPSITE. AECOM CANNOT GUARANTEE THEIR ACCURACY. CONTRACTOR TO SATISFY THEMSELVES AS TO THE ACCURACY OF SUCH INFORMATION.

**ISSUE/REVISION**

I/R	DATE	DESCRIPTION

**KEY PLAN**

**PROJECT NUMBER**

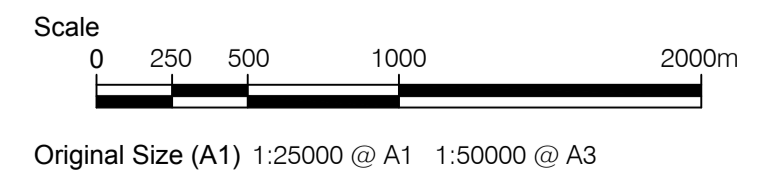
60570241

**SHEET TITLE**

B851 TO B862  
KEY PLAN

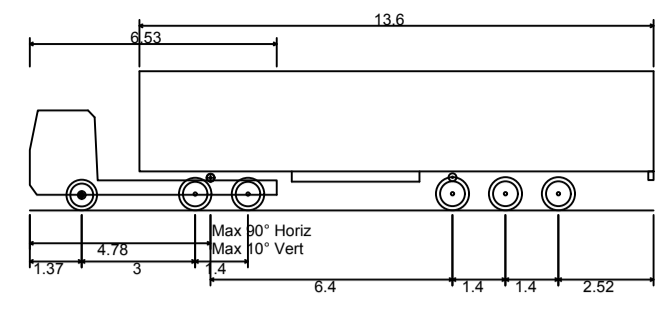
**SHEET NUMBER**

60570241-SKE-C-0201

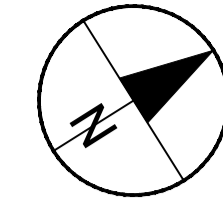


This drawing has been prepared for the use of AECOM's client. It may not be used, modified, reproduced or relied upon by third parties, except as agreed by AECOM or as required by law. AECOM accepts no responsibility, and denies any liability, whatsoever, to any party that uses or relies on this drawing without AECOM's express written consent. All measurements must be obtained from the stated dimensions.

ISO A1 594mm x 841mm  
 Approved: \_\_\_\_\_  
 Checked: \_\_\_\_\_  
 Designer: \_\_\_\_\_  
 Project Management Initials: \_\_\_\_\_



Max Legal Length (UK) Articulated Vehicle (16.5m) 16.500m  
 Overall Length 2.550m  
 Overall Width 3.681m  
 Overall Body Height 0.411m  
 Min Body Ground Clearance 2.500m  
 Max Track Width 6.00s  
 Lock to lock time 6.530m  
 Kerb to Kerb Turning Radius



# AECOM

**PROJECT**  
 ILI PORTFOLIO EIA  
 RED JOHN PUMPED  
 STORAGE HYDRO

**CLIENT**  
 ILI (Highlands PSH)  
 Ltd.

**CONSULTANT**  
 AECOM  
 1 Tanfield  
 EDINBURGH, EH3 5DA  
 +44 (0) 131 301 8600 tel  
 +44 (0) 131 301 8699 fax  
 www.aecom.com

- NOTES**
1. ALL WORKS TO BE EXECUTED IN ACCORDANCE WITH THE SPECIFICATION FOR HIGHWAY WORKS - THE MANUAL OF CONTRACT DOCUMENTS FOR HIGHWAY WORKS, DESIGN MANUAL FOR ROADS AND BRIDGES, TRAFFIC SIGNS MANUAL AND LOCAL COUNCIL GUIDELINES.
  2. ALL DIMENSIONS ARE IN MILLIMETRES UNLESS STATED OTHERWISE. ALL LEVELS ARE IN METRES AND RELATE TO ORDNANCE DATUM.
  3. DO NOT SCALE FROM ANY DRAWING. WORK TO FIGURED DIMENSIONS ONLY. ANY DISCREPANCIES IN DIMENSION ARE TO BE REFERRED TO THE DESIGNER BEFORE WORK IS PUT TO HAND.
  4. ALL DIMENSIONS AND LEVELS ARE TO BE CHECKED ON SITE BY THE CONTRACTOR PRIOR TO PREPARING ANY WORKING DRAWINGS OR COMMENCING ON SITE.
  5. ALL WORKS BY THE CONTRACTOR MUST BE CARRIED OUT IN SUCH A WAY THAT ALL REQUIREMENTS UNDER THE HEALTH AND SAFETY AT WORK ACT ARE SATISFIED.
  6. ALL WORK IS TO BE CARRIED OUT IN COMPLIANCE WITH THE REQUIREMENTS OF THE STATUTORY AUTHORITIES AND CONSTRUCTION DESIGN AND MANAGEMENT REGULATIONS.
  7. DRAWING BASE RECEIVED FROM EMAPSITE. AECOM CANNOT GUARANTEE THEIR ACCURACY. CONTRACTOR TO SATISFY THEMSELVES AS TO THE ACCURACY OF SUCH INFORMATION.

**ISSUE/REVISION**

I/R	DATE	DESCRIPTION

**KEY PLAN**

**PROJECT NUMBER**  
 60570241

**SHEET TITLE**  
 B851 TO B862  
 SPA MAX. ARTIC 16.5m  
 SHEET 1 OF 17

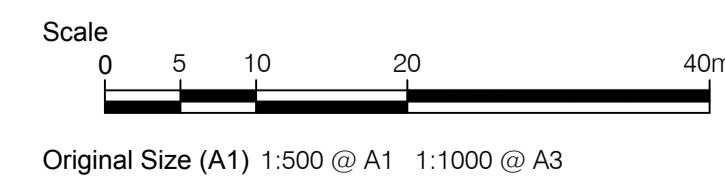
**SHEET NUMBER**  
 60570241-SKE-C-0202



**PINCH POINT 1**

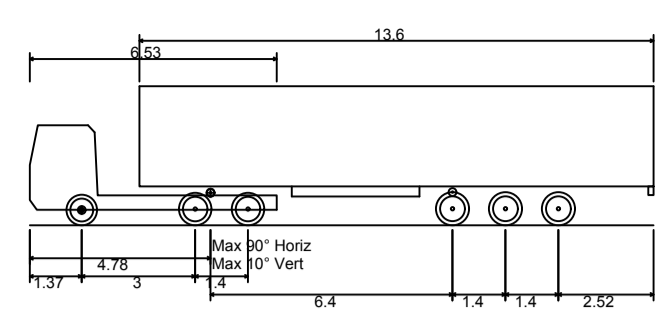


**PINCH POINT 2**

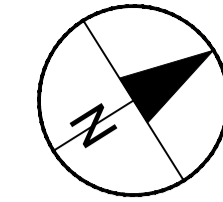


Filename: F:\PROJECTS\DEVELOPMENT - RED JOHN PSH EIA\03 EXECUTION\04 CAD\25-SKETCHES\60570241-SKE-C-0202\02018.DWG  
 Last saved by: SWANSONAJ Last Potted: 2018-10-11

This drawing has been prepared for the use of AECOM's client. It may not be used, modified, reproduced or relied upon by third parties, except as agreed by AECOM or as required by law. AECOM accepts no responsibility, and denies any liability, whatsoever, to any party that uses or relies on this drawing without AECOM's express written consent. All measurements must be obtained from the stated dimensions.



Max Legal Length (UK) Articulated Vehicle (16.5m) 16.500m  
 Overall Length 3.681m  
 Overall Width 2.550m  
 Overall Body Height 3.681m  
 Min Body Ground Clearance 0.411m  
 Max Track Width 2.500m  
 Lock to lock time 6.00s  
 Kerb to Kerb Turning Radius 6.530m



60570241-SKE-C-0202

**PROJECT**  
**ILI PORTFOLIO EIA**  
**RED JOHN PUMPED**  
**STORAGE HYDRO**

**CLIENT**  
**ILI (Highlands PSH)**  
**Ltd.**

**CONSULTANT**  
 AECOM  
 1 Tanfield  
 EDINBURGH, EH3 5DA  
 +44 (0) 131 301 8600 tel  
 +44 (0) 131 301 8699 fax  
 www.aecom.com

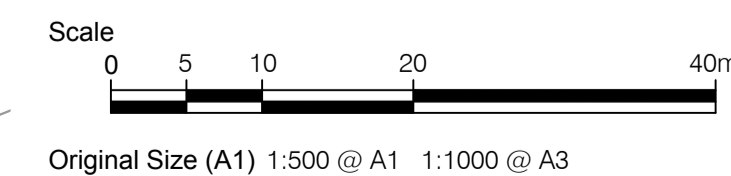
- NOTES**
1. ALL WORKS TO BE EXECUTED IN ACCORDANCE WITH THE SPECIFICATION FOR HIGHWAY WORKS - THE MANUAL OF CONTRACT DOCUMENTS FOR HIGHWAY WORKS, DESIGN MANUAL FOR ROADS AND BRIDGES, TRAFFIC SIGNS MANUAL AND LOCAL COUNCIL GUIDELINES.
  2. ALL DIMENSIONS ARE IN MILLIMETRES UNLESS STATED OTHERWISE. ALL LEVELS ARE IN METRES AND RELATE TO ORDNANCE DATUM.
  3. DO NOT SCALE FROM ANY DRAWING. WORK TO FIGURED DIMENSIONS ONLY. ANY DISCREPANCIES IN DIMENSION ARE TO BE REFERRED TO THE DESIGNER BEFORE WORK IS PUT TO HAND.
  4. ALL DIMENSIONS AND LEVELS ARE TO BE CHECKED ON SITE BY THE CONTRACTOR PRIOR TO PREPARING ANY WORKING DRAWINGS OR COMMENCING ON SITE.
  5. ALL WORKS BY THE CONTRACTOR MUST BE CARRIED OUT IN SUCH A WAY THAT ALL REQUIREMENTS UNDER THE HEALTH AND SAFETY AT WORK ACT ARE SATISFIED.
  6. ALL WORK IS TO BE CARRIED OUT IN COMPLIANCE WITH THE REQUIREMENTS OF THE STATUTORY AUTHORITIES AND CONSTRUCTION DESIGN AND MANAGEMENT REGULATIONS.
  7. DRAWING BASE RECEIVED FROM EMAPSITE. AECOM CANNOT GUARANTEE THEIR ACCURACY. CONTRACTOR TO SATISFY THEMSELVES AS TO THE ACCURACY OF SUCH INFORMATION.

**ISSUE/REVISION**

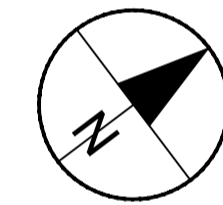
I/R	DATE	DESCRIPTION

**KEY PLAN**

**PROJECT NUMBER**  
 60570241  
**SHEET TITLE**  
 B851 TO B862  
 SPA MAX. ARTIC 16.5m  
 SHEET 2 OF 17  
**SHEET NUMBER**  
 60570241-SKE-C-0203



**PINCH POINT 2**

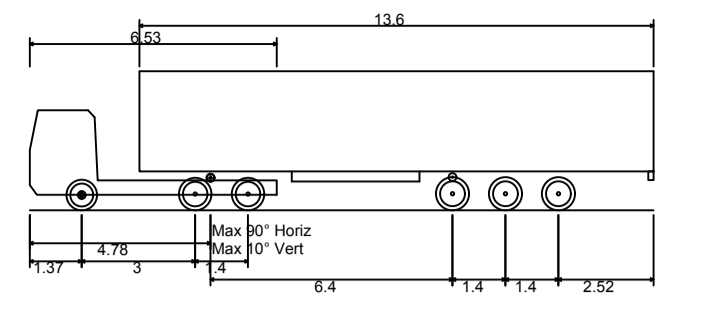


**PINCH POINT 3**

60570241-SKE-C-0204

This drawing has been prepared for the use of AECOM's client. It may not be used, modified, reproduced or relied upon by third parties, except as agreed by AECOM or as required by law. AECOM accepts no responsibility, and denies any liability, whatsoever, to any party that uses or relies on this drawing without AECOM's express written consent. All measurements must be obtained from the stated dimensions.

ISO A1 594mm x 841mm  
 Approved: \_\_\_\_\_  
 Checked: \_\_\_\_\_  
 Designer: \_\_\_\_\_  
 Project Management Initials: \_\_\_\_\_



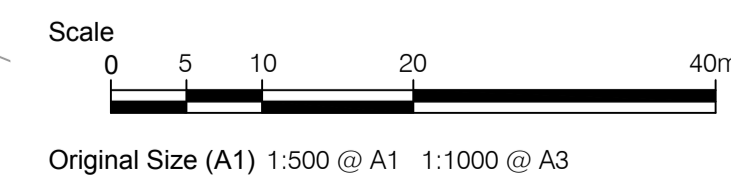
Max Legal Length (UK) Articulated Vehicle (16.5m)  
 Overall Length 16.500m  
 Overall Width 2.550m  
 Overall Body Height 3.681m  
 Min Body Ground Clearance 0.411m  
 Max Track Width 2.500m  
 Lock to lock time 6.00s  
 Kerb to Kerb Turning Radius 6.530m



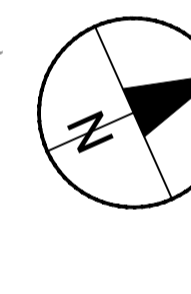
**PINCH POINT 3**



**PINCH POINT 4**



60570241-SKE-C-0203



**PROJECT**  
 ILI PORTFOLIO EIA  
 RED JOHN PUMPED  
 STORAGE HYDRO

**CLIENT**  
 ILI (Highlands PSH)  
 Ltd.

**CONSULTANT**  
 AECOM  
 1 Tanfield  
 EDINBURGH, EH3 5DA  
 +44 (0) 131 301 8600 tel  
 +44 (0) 131 301 8699 fax  
 www.aecom.com

- NOTES**
1. ALL WORKS TO BE EXECUTED IN ACCORDANCE WITH THE SPECIFICATION FOR HIGHWAY WORKS - THE MANUAL OF CONTRACT DOCUMENTS FOR HIGHWAY WORKS, DESIGN MANUAL FOR ROADS AND BRIDGES, TRAFFIC SIGNS MANUAL AND LOCAL COUNCIL GUIDELINES.
  2. ALL DIMENSIONS ARE IN MILLIMETRES UNLESS STATED OTHERWISE. ALL LEVELS ARE IN METRES AND RELATE TO ORDNANCE DATUM.
  3. DO NOT SCALE FROM ANY DRAWING. WORK TO FIGURED DIMENSIONS ONLY. ANY DISCREPANCIES IN DIMENSION ARE TO BE REFERRED TO THE DESIGNER BEFORE WORK IS PUT TO HAND.
  4. ALL DIMENSIONS AND LEVELS ARE TO BE CHECKED ON SITE BY THE CONTRACTOR PRIOR TO PREPARING ANY WORKING DRAWINGS OR COMMENCING ON SITE.
  5. ALL WORKS BY THE CONTRACTOR MUST BE CARRIED OUT IN SUCH A WAY THAT ALL REQUIREMENTS UNDER THE HEALTH AND SAFETY AT WORK ACT ARE SATISFIED.
  6. ALL WORK IS TO BE CARRIED OUT IN COMPLIANCE WITH THE REQUIREMENTS OF THE STATUTORY AUTHORITIES AND CONSTRUCTION DESIGN AND MANAGEMENT REGULATIONS.
  7. DRAWING BASE RECEIVED FROM EMAPSITE. AECOM CANNOT GUARANTEE THEIR ACCURACY. CONTRACTOR TO SATISFY THEMSELVES AS TO THE ACCURACY OF SUCH INFORMATION.

**ISSUE/REVISION**

I/R	DATE	DESCRIPTION

**KEY PLAN**

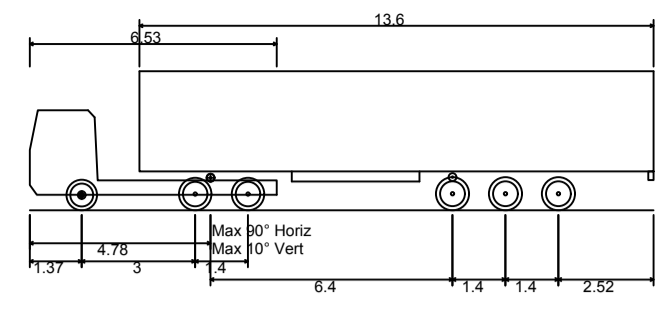
**PROJECT NUMBER**  
 60570241

**SHEET TITLE**  
 B851 TO B862  
 SPA MAX. ARTIC 16.5m  
 SHEET 3 OF 17

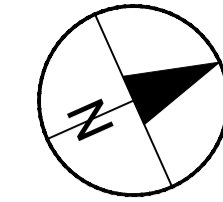
**SHEET NUMBER**  
 60570241-SKE-C-0204

Filename: F:\PROJECTS\DEVELOPMENT - RED JOHN PSH EIA\03 EXECUTION\04 CAD\25-SKETCHES\60570241-SKE-C-0202\T0218.DWG  
 Last saved by: SWANSONAJ Last Potted: 2016-10-11

This drawing has been prepared for the use of AECOM's client. It may not be used, modified, reproduced or relied upon by third parties, except as agreed by AECOM or as required by law. AECOM accepts no responsibility, and denies any liability, whatsoever, to any party that uses or relies on this drawing without AECOM's express written consent. Do not scale this document. All measurements must be obtained from the stated dimensions.



Max Legal Length (UK) Articulated Vehicle (16.5m) 16.500m  
 Overall Length 16.500m  
 Overall Width 2.550m  
 Overall Body Height 3.681m  
 Min Body Ground Clearance 0.411m  
 Max Track Width 2.500m  
 Lock to lock time 6.00s  
 Kerb to Kerb Turning Radius 6.530m

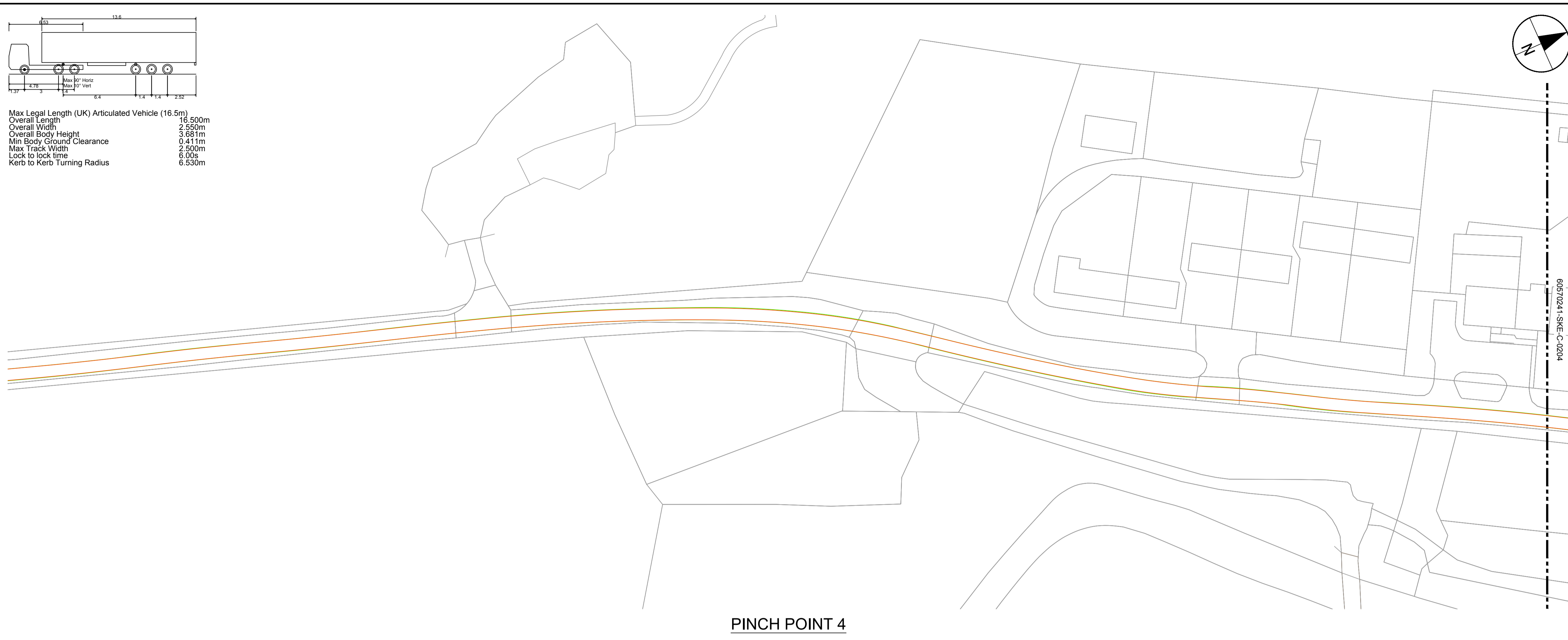


- NOTES**
- ALL WORKS TO BE EXECUTED IN ACCORDANCE WITH THE SPECIFICATION FOR HIGHWAY WORKS - THE MANUAL OF CONTRACT DOCUMENTS FOR HIGHWAY WORKS, DESIGN MANUAL FOR ROADS AND BRIDGES, TRAFFIC SIGNS MANUAL AND LOCAL COUNCIL GUIDELINES.
  - ALL DIMENSIONS ARE IN MILLIMETRES UNLESS STATED OTHERWISE. ALL LEVELS ARE IN METRES AND RELATE TO ORDNANCE DATUM.
  - DO NOT SCALE FROM ANY DRAWING. WORK TO FIGURED DIMENSIONS ONLY. ANY DISCREPANCIES IN DIMENSION ARE TO BE REFERRED TO THE DESIGNER BEFORE WORK IS PUT TO HAND.
  - ALL DIMENSIONS AND LEVELS ARE TO BE CHECKED ON SITE BY THE CONTRACTOR PRIOR TO PREPARING ANY WORKING DRAWINGS OR COMMENCING ON SITE.
  - ALL WORKS BY THE CONTRACTOR MUST BE CARRIED OUT IN SUCH A WAY THAT ALL REQUIREMENTS UNDER THE HEALTH AND SAFETY AT WORK ACT ARE SATISFIED.
  - ALL WORK IS TO BE CARRIED OUT IN COMPLIANCE WITH THE REQUIREMENTS OF THE STATUTORY AUTHORITIES AND CONSTRUCTION DESIGN AND MANAGEMENT REGULATIONS.
  - DRAWING BASE RECEIVED FROM EMAPSITE. AECOM CANNOT GUARANTEE THEIR ACCURACY. CONTRACTOR TO SATISFY THEMSELVES AS TO THE ACCURACY OF SUCH INFORMATION.

**ISSUE/REVISION**

I/R	DATE	DESCRIPTION

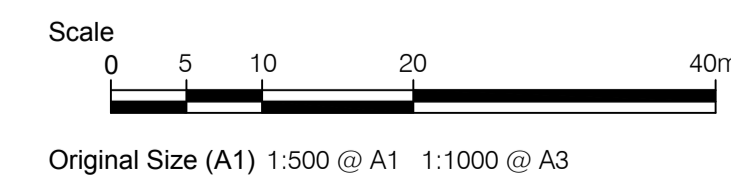
**KEY PLAN**



**PINCH POINT 4**

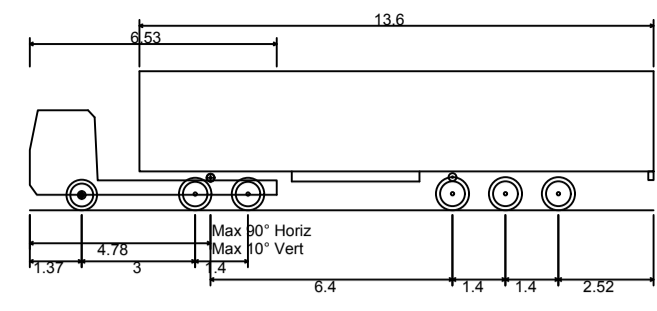


**PINCH POINT 5**

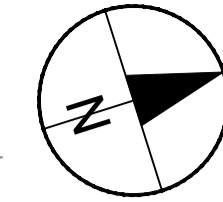


This drawing has been prepared for the use of AECOM's client. It may not be used, modified, reproduced or relied upon by third parties, except as agreed by AECOM or as required by law. AECOM accepts no responsibility, and denies any liability, whatsoever, to any party that uses or relies on this drawing without AECOM's express written consent. All measurements must be obtained from the stated dimensions.

ISO A1 594mm x 841mm  
 Approved: \_\_\_\_\_  
 Checked: \_\_\_\_\_  
 Designer: \_\_\_\_\_  
 Project Management Initials: \_\_\_\_\_



Max Legal Length (UK) Articulated Vehicle (16.5m)  
 Overall Length 16.500m  
 Overall Width 2.550m  
 Overall Body Height 3.681m  
 Min Body Ground Clearance 0.411m  
 Max Track Width 2.500m  
 Lock to lock time 6.00s  
 Kerb to Kerb Turning Radius 6.530m



# AECOM

**PROJECT**  
 ILI PORTFOLIO EIA  
 RED JOHN PUMPED  
 STORAGE HYDRO

**CLIENT**  
 ILI (Highlands PSH)  
 Ltd.

**CONSULTANT**  
 AECOM  
 1 Tanfield  
 EDINBURGH, EH3 5DA  
 +44 (0) 131 301 8600 tel  
 +44 (0) 131 301 8699 fax  
 www.aecom.com

- NOTES**
1. ALL WORKS TO BE EXECUTED IN ACCORDANCE WITH THE SPECIFICATION FOR HIGHWAY WORKS - THE MANUAL OF CONTRACT DOCUMENTS FOR HIGHWAY WORKS, DESIGN MANUAL FOR ROADS AND BRIDGES, TRAFFIC SIGNS MANUAL AND LOCAL COUNCIL GUIDELINES.
  2. ALL DIMENSIONS ARE IN MILLIMETRES UNLESS STATED OTHERWISE. ALL LEVELS ARE IN METRES AND RELATE TO ORDNANCE DATUM.
  3. DO NOT SCALE FROM ANY DRAWING. WORK TO FIGURED DIMENSIONS ONLY. ANY DISCREPANCIES IN DIMENSION ARE TO BE REFERRED TO THE DESIGNER BEFORE WORK IS PUT TO HAND.
  4. ALL DIMENSIONS AND LEVELS ARE TO BE CHECKED ON SITE BY THE CONTRACTOR PRIOR TO PREPARING ANY WORKING DRAWINGS OR COMMENCING ON SITE.
  5. ALL WORKS BY THE CONTRACTOR MUST BE CARRIED OUT IN SUCH A WAY THAT ALL REQUIREMENTS UNDER THE HEALTH AND SAFETY AT WORK ACT ARE SATISFIED.
  6. ALL WORK IS TO BE CARRIED OUT IN COMPLIANCE WITH THE REQUIREMENTS OF THE STATUTORY AUTHORITIES AND CONSTRUCTION DESIGN AND MANAGEMENT REGULATIONS.
  7. DRAWING BASE RECEIVED FROM EMAPSITE. AECOM CANNOT GUARANTEE THEIR ACCURACY. CONTRACTOR TO SATISFY THEMSELVES AS TO THE ACCURACY OF SUCH INFORMATION.

**ISSUE/REVISION**

I/R	DATE	DESCRIPTION

**KEY PLAN**

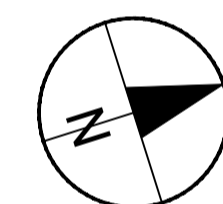
**PROJECT NUMBER**  
 60570241

**SHEET TITLE**  
 B851 TO B862  
 SPA MAX. ARTIC 16.5m  
 SHEET 5 OF 17

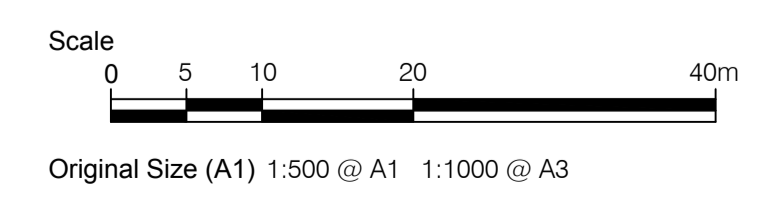
**SHEET NUMBER**  
 60570241-SKE-C-0206



**PINCH POINT 5**



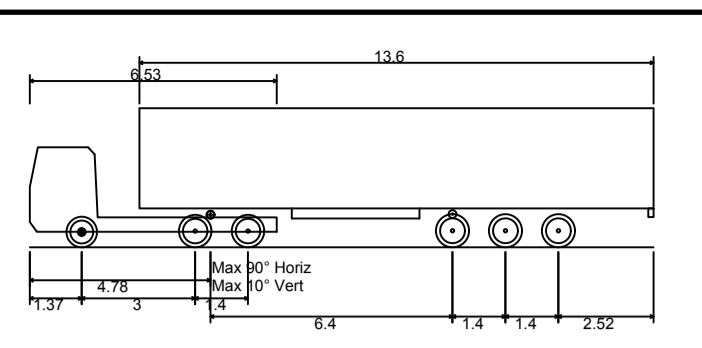
**PINCH POINT 6**



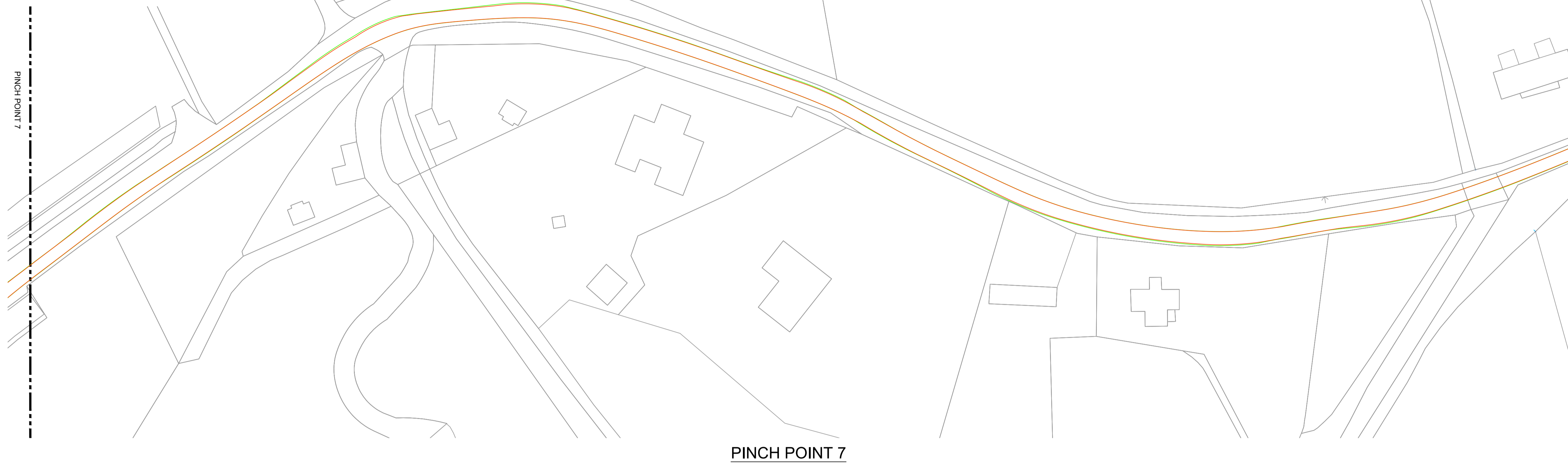
Filename: F:\PROJECTS\DEVELOPMENT - RED JOHN PSH EIA\03 EXECUTION\04 CAD\25-SKETCHES\60570241-SKE-C-0202\TO0218.DWG  
 Last saved by: SWANSONA Last Potted: 2016-10-11

This drawing has been prepared for the use of AECOM's client. It may not be used, modified, reproduced or relied upon by third parties, except as agreed by AECOM or as required by law. AECOM accepts no responsibility, and denies any liability, whatsoever, to any party that uses or relies on this drawing without AECOM's express written consent. All measurements must be obtained from the stated dimensions.

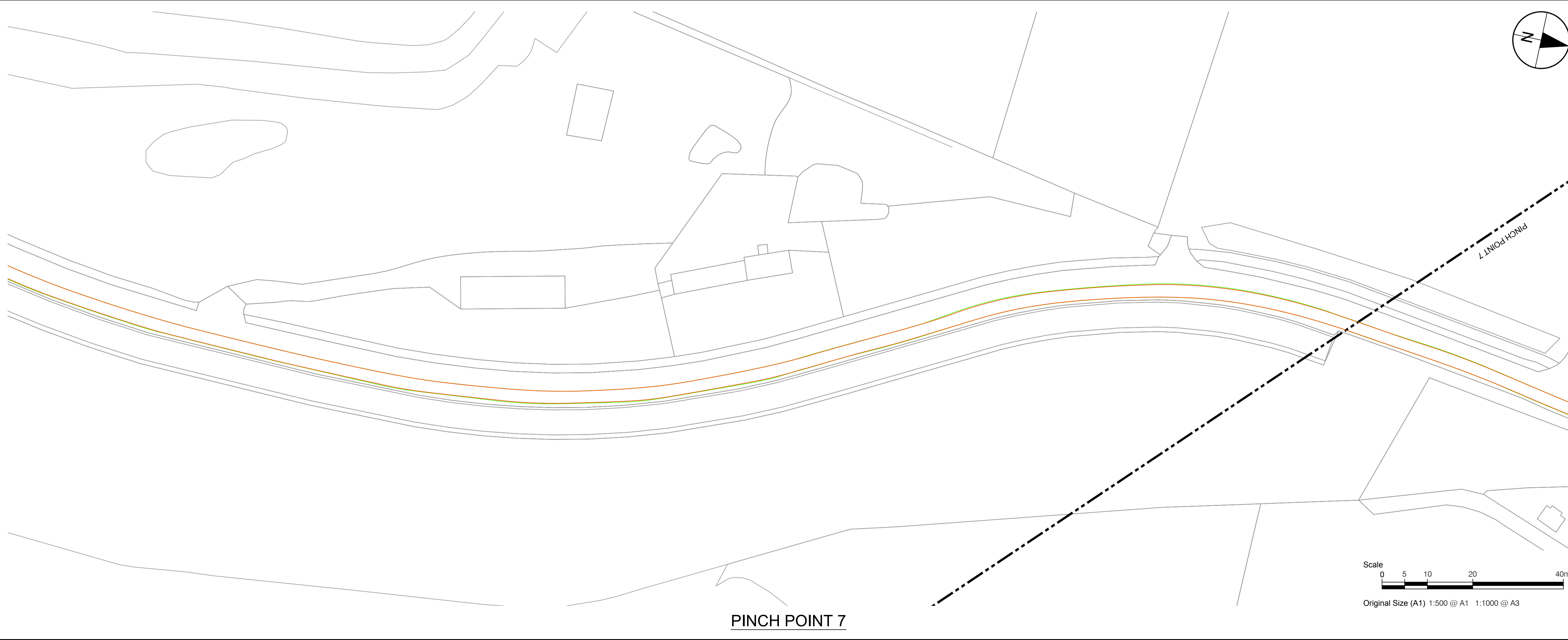
ISO A1 594mm x 841mm  
 Approved: \_\_\_\_\_  
 Checked: \_\_\_\_\_  
 Designer: \_\_\_\_\_  
 Project Management Initials: \_\_\_\_\_



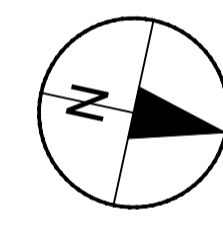
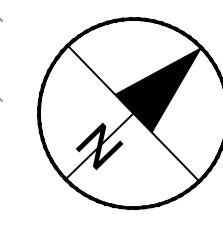
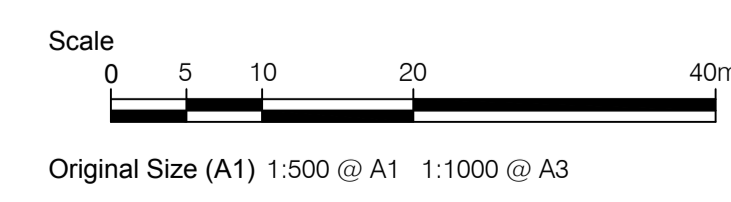
Max Legal Length (UK) Articulated Vehicle (16.5m)  
 Overall Length 16.500m  
 Overall Width 2.550m  
 Overall Body Height 3.681m  
 Min Body Ground Clearance 0.411m  
 Max Track Width 2.500m  
 Lock to lock time 6.00s  
 Kerb to Kerb Turning Radius 6.530m



PINCH POINT 7



PINCH POINT 7



**PROJECT**  
 ILI PORTFOLIO EIA  
 RED JOHN PUMPED  
 STORAGE HYDRO

**CLIENT**  
 ILI (Highlands PSH)  
 Ltd.

**CONSULTANT**  
 AECOM  
 1 Tanfield  
 EDINBURGH, EH3 5DA  
 +44 (0) 131 301 8600 tel  
 +44 (0) 131 301 8699 fax  
 www.aecom.com

- NOTES**
1. ALL WORKS TO BE EXECUTED IN ACCORDANCE WITH THE SPECIFICATION FOR HIGHWAY WORKS - THE MANUAL OF CONTRACT DOCUMENTS FOR HIGHWAY WORKS, DESIGN MANUAL FOR ROADS AND BRIDGES, TRAFFIC SIGNS MANUAL AND LOCAL COUNCIL GUIDELINES.
  2. ALL DIMENSIONS ARE IN MILLIMETRES UNLESS STATED OTHERWISE. ALL LEVELS ARE IN METRES AND RELATE TO ORDNANCE DATUM.
  3. DO NOT SCALE FROM ANY DRAWING. WORK TO FIGURED DIMENSIONS ONLY. ANY DISCREPANCIES IN DIMENSION ARE TO BE REFERRED TO THE DESIGNER BEFORE WORK IS PUT TO HAND.
  4. ALL DIMENSIONS AND LEVELS ARE TO BE CHECKED ON SITE BY THE CONTRACTOR PRIOR TO PREPARING ANY WORKING DRAWINGS OR COMMENCING ON SITE.
  5. ALL WORKS BY THE CONTRACTOR MUST BE CARRIED OUT IN SUCH A WAY THAT ALL REQUIREMENTS UNDER THE HEALTH AND SAFETY AT WORK ACT ARE SATISFIED.
  6. ALL WORK IS TO BE CARRIED OUT IN COMPLIANCE WITH THE REQUIREMENTS OF THE STATUTORY AUTHORITIES AND CONSTRUCTION DESIGN AND MANAGEMENT REGULATIONS.
  7. DRAWING BASE RECEIVED FROM EMAPSITE. AECOM CANNOT GUARANTEE THEIR ACCURACY. CONTRACTOR TO SATISFY THEMSELVES AS TO THE ACCURACY OF SUCH INFORMATION.

**ISSUE/REVISION**

I/R	DATE	DESCRIPTION

**KEY PLAN**

**PROJECT NUMBER**  
 60570241

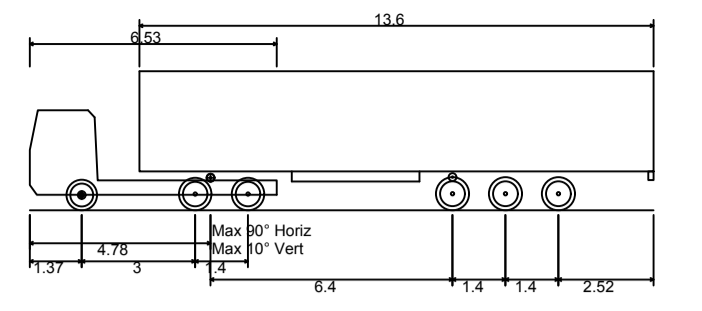
**SHEET TITLE**  
 B851 TO B862  
 SPA MAX. ARTIC 16.5m  
 SHEET 6 OF 17

**SHEET NUMBER**  
 60570241-SKE-C-0207

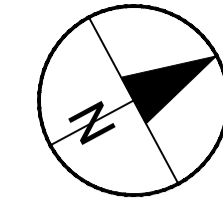
Filename: F:\PROJECTS\DEVELOPMENT - RED JOHN PSH EIA\03 EXECUTION\04 CAD\25-SKETCHES\06070241-SKE-C-0207\02018.DWG  
 Last saved by: SWANSONA Last Plotter: 2018-10-11

This drawing has been prepared for the use of AECOM's client. It may not be used, modified, reproduced or relied upon by third parties, except as agreed by AECOM or as required by law. AECOM accepts no responsibility, and denies any liability, whatsoever, to any party that uses or relies on this drawing without AECOM's express written consent. All measurements must be obtained from the stated dimensions.





Max Legal Length (UK) Articulated Vehicle (16.5m)  
 Overall Length 16.500m  
 Overall Width 2.550m  
 Overall Body Height 3.681m  
 Min Body Ground Clearance 0.411m  
 Max Track Width 2.500m  
 Lock to lock time 6.00s  
 Kerb to Kerb Turning Radius 6.530m



- NOTES**
- ALL WORKS TO BE EXECUTED IN ACCORDANCE WITH THE SPECIFICATION FOR HIGHWAY WORKS - THE MANUAL OF CONTRACT DOCUMENTS FOR HIGHWAY WORKS, DESIGN MANUAL FOR ROADS AND BRIDGES, TRAFFIC SIGNS MANUAL AND LOCAL COUNCIL GUIDELINES.
  - ALL DIMENSIONS ARE IN MILLIMETRES UNLESS STATED OTHERWISE. ALL LEVELS ARE IN METRES AND RELATE TO ORDNANCE DATUM.
  - DO NOT SCALE FROM ANY DRAWING. WORK TO FIGURED DIMENSIONS ONLY. ANY DISCREPANCIES IN DIMENSION ARE TO BE REFERRED TO THE DESIGNER BEFORE WORK IS PUT TO HAND.
  - ALL DIMENSIONS AND LEVELS ARE TO BE CHECKED ON SITE BY THE CONTRACTOR PRIOR TO PREPARING ANY WORKING DRAWINGS OR COMMENCING ON SITE.
  - ALL WORKS BY THE CONTRACTOR MUST BE CARRIED OUT IN SUCH A WAY THAT ALL REQUIREMENTS UNDER THE HEALTH AND SAFETY AT WORK ACT ARE SATISFIED.
  - ALL WORK IS TO BE CARRIED OUT IN COMPLIANCE WITH THE REQUIREMENTS OF THE STATUTORY AUTHORITIES AND CONSTRUCTION DESIGN AND MANAGEMENT REGULATIONS.
  - DRAWING BASE RECEIVED FROM EMAPSITE. AECOM CANNOT GUARANTEE THEIR ACCURACY. CONTRACTOR TO SATISFY THEMSELVES AS TO THE ACCURACY OF SUCH INFORMATION.

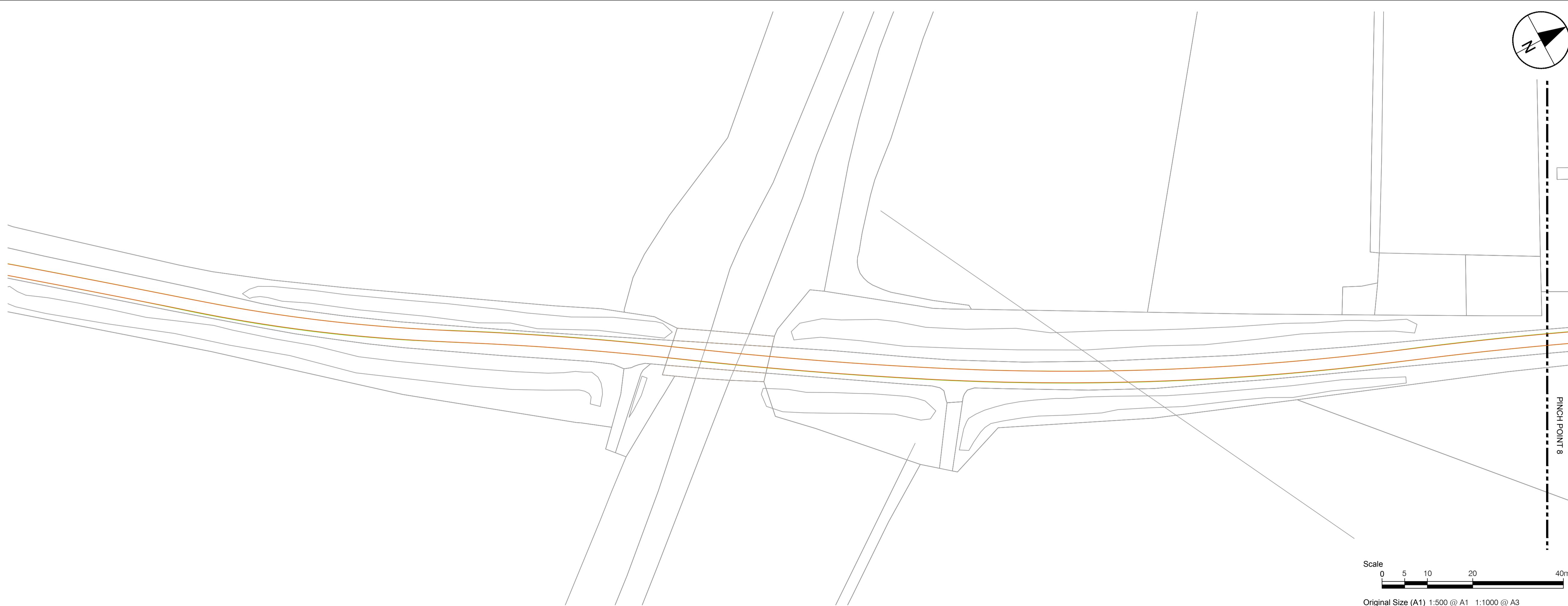
**ISSUE/REVISION**

I/R	DATE	DESCRIPTION

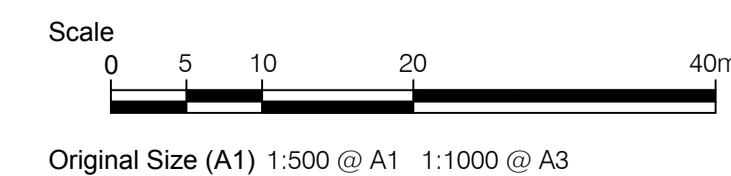
**KEY PLAN**



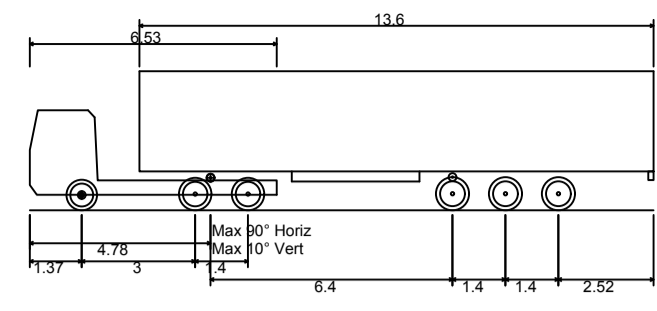
**PINCH POINT 8**



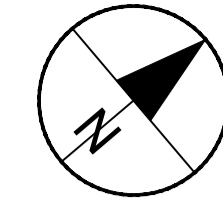
**PINCH POINT 8**



This drawing has been prepared for the use of AECOM's client. It may not be used, modified, reproduced or relied upon by third parties, except as agreed by AECOM or as required by law. AECOM accepts no responsibility, and denies any liability, whatsoever, to any party that uses or relies on this drawing without AECOM's express written consent. All measurements must be obtained from the stated dimensions.



Max Legal Length (UK) Articulated Vehicle (16.5m) 16.500m  
 Overall Length 16.500m  
 Overall Width 2.550m  
 Overall Body Height 3.681m  
 Min Body Ground Clearance 0.411m  
 Max Track Width 2.500m  
 Lock to lock time 6.00s  
 Kerb to Kerb Turning Radius 6.530m



**PROJECT**

**ILI PORTFOLIO EIA  
 RED JOHN PUMPED  
 STORAGE HYDRO**

**CLIENT**

**ILI (Highlands PSH)  
 Ltd.**

**CONSULTANT**

AECOM  
 1 Tanfield  
 EDINBURGH, EH3 5DA  
 +44 (0) 131 301 8600 tel  
 +44 (0) 131 301 8699 fax  
 www.aecom.com

**NOTES**

1. ALL WORKS TO BE EXECUTED IN ACCORDANCE WITH THE SPECIFICATION FOR HIGHWAY WORKS - THE MANUAL OF CONTRACT DOCUMENTS FOR HIGHWAY WORKS, DESIGN MANUAL FOR ROADS AND BRIDGES, TRAFFIC SIGNS MANUAL AND LOCAL COUNCIL GUIDELINES.
2. ALL DIMENSIONS ARE IN MILLIMETRES UNLESS STATED OTHERWISE. ALL LEVELS ARE IN METRES AND RELATE TO ORDNANCE DATUM.
3. DO NOT SCALE FROM ANY DRAWING. WORK TO FIGURED DIMENSIONS ONLY. ANY DISCREPANCIES IN DIMENSION ARE TO BE REFERRED TO THE DESIGNER BEFORE WORK IS PUT TO HAND.
4. ALL DIMENSIONS AND LEVELS ARE TO BE CHECKED ON SITE BY THE CONTRACTOR PRIOR TO PREPARING ANY WORKING DRAWINGS OR COMMENCING ON SITE.
5. ALL WORKS BY THE CONTRACTOR MUST BE CARRIED OUT IN SUCH A WAY THAT ALL REQUIREMENTS UNDER THE HEALTH AND SAFETY AT WORK ACT ARE SATISFIED.
6. ALL WORK IS TO BE CARRIED OUT IN COMPLIANCE WITH THE REQUIREMENTS OF THE STATUTORY AUTHORITIES AND CONSTRUCTION DESIGN AND MANAGEMENT REGULATIONS.
7. DRAWING BASE RECEIVED FROM EMAPSITE. AECOM CANNOT GUARANTEE THEIR ACCURACY. CONTRACTOR TO SATISFY THEMSELVES AS TO THE ACCURACY OF SUCH INFORMATION.

**ISSUE/REVISION**

I/R	DATE	DESCRIPTION

**KEY PLAN**

**PROJECT NUMBER**

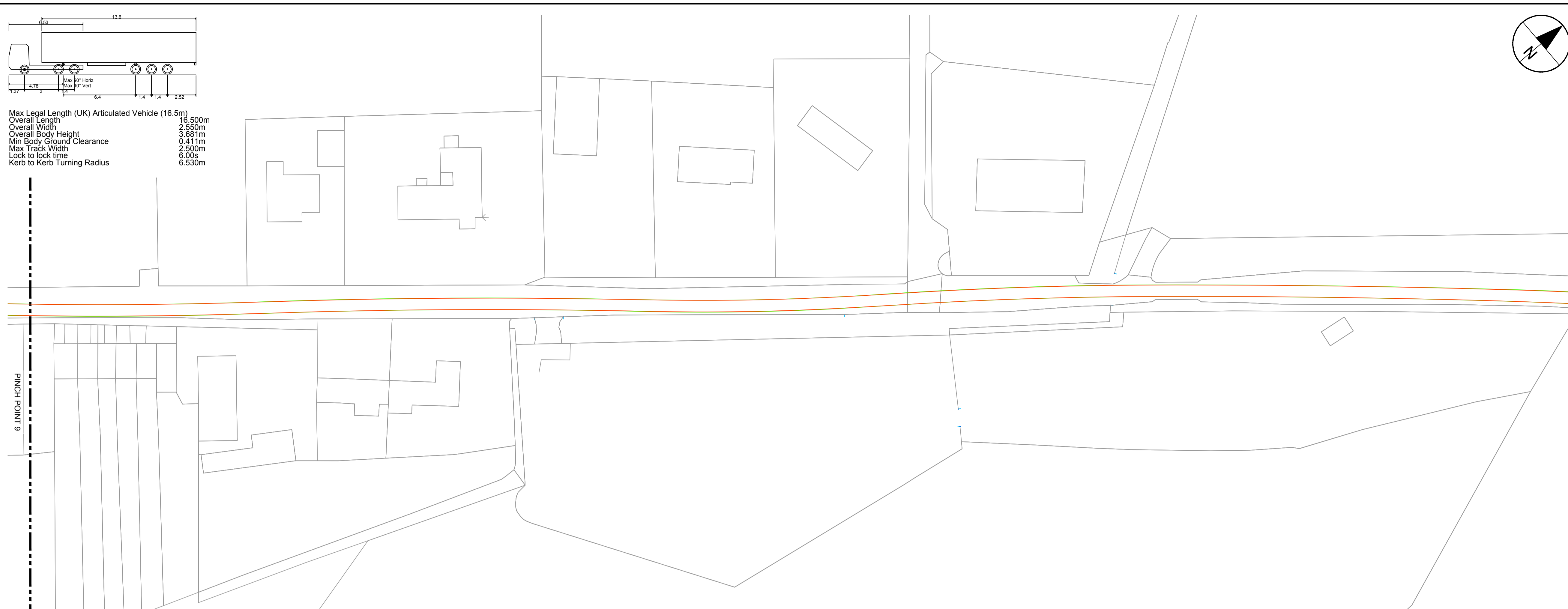
60570241

**SHEET TITLE**

B851 TO B862  
 SPA MAX. ARTIC 16.5m  
 SHEET 8 OF 17

**SHEET NUMBER**

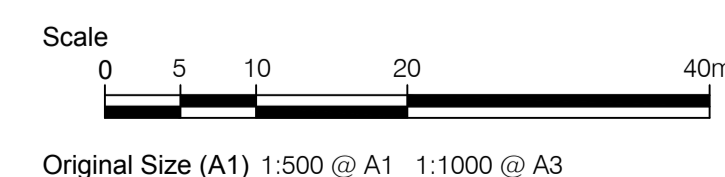
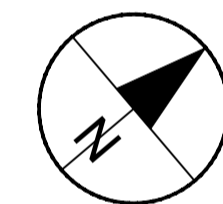
60570241-SKE-C-0209



**PINCH POINT 9**

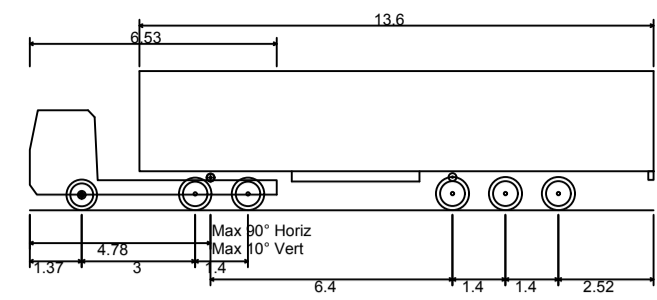


**PINCH POINT 9**

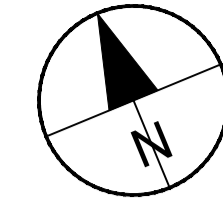


This drawing has been prepared for the use of AECOM's client. It may not be used, modified, reproduced or relied upon by third parties, except as agreed by AECOM or as required by law. AECOM accepts no responsibility, and denies any liability, whatsoever, to any party that uses or relies on this drawing without AECOM's express written consent. All measurements must be obtained from the stated dimensions.

ISO A1 594mm x 841mm  
 Approved: \_\_\_\_\_  
 Checked: \_\_\_\_\_  
 Designer: \_\_\_\_\_  
 Project Management Initials: \_\_\_\_\_



Max Legal Length (UK) Articulated Vehicle (16.5m)  
 Overall Length 16.500m  
 Overall Width 2.550m  
 Overall Body Height 3.681m  
 Min Body Ground Clearance 0.411m  
 Max Track Width 2.500m  
 Lock to lock time 6.00s  
 Kerb to Kerb Turning Radius 6.530m



# AECOM

PROJECT

**ILI PORTFOLIO EIA  
 RED JOHN PUMPED  
 STORAGE HYDRO**

CLIENT

**ILI (Highlands PSH)  
 Ltd.**

CONSULTANT

AECOM  
 1 Tanfield  
 EDINBURGH, EH3 5DA  
 +44 (0) 131 301 8600 tel  
 +44 (0) 131 301 8699 fax  
 www.aecom.com

NOTES

1. ALL WORKS TO BE EXECUTED IN ACCORDANCE WITH THE SPECIFICATION FOR HIGHWAY WORKS - THE MANUAL OF CONTRACT DOCUMENTS FOR HIGHWAY WORKS, DESIGN MANUAL FOR ROADS AND BRIDGES, TRAFFIC SIGNS MANUAL AND LOCAL COUNCIL GUIDELINES.
2. ALL DIMENSIONS ARE IN MILLIMETRES UNLESS STATED OTHERWISE. ALL LEVELS ARE IN METRES AND RELATE TO ORDNANCE DATUM.
3. DO NOT SCALE FROM ANY DRAWING. WORK TO FIGURED DIMENSIONS ONLY. ANY DISCREPANCIES IN DIMENSION ARE TO BE REFERRED TO THE DESIGNER BEFORE WORK IS PUT TO HAND.
4. ALL DIMENSIONS AND LEVELS ARE TO BE CHECKED ON SITE BY THE CONTRACTOR PRIOR TO PREPARING ANY WORKING DRAWINGS OR COMMENCING ON SITE.
5. ALL WORKS BY THE CONTRACTOR MUST BE CARRIED OUT IN SUCH A WAY THAT ALL REQUIREMENTS UNDER THE HEALTH AND SAFETY AT WORK ACT ARE SATISFIED.
6. ALL WORK IS TO BE CARRIED OUT IN COMPLIANCE WITH THE REQUIREMENTS OF THE STATUTORY AUTHORITIES AND CONSTRUCTION DESIGN AND MANAGEMENT REGULATIONS.
7. DRAWING BASE RECEIVED FROM EMAPSITE. AECOM CANNOT GUARANTEE THEIR ACCURACY. CONTRACTOR TO SATISFY THEMSELVES AS TO THE ACCURACY OF SUCH INFORMATION.

ISSUE/REVISION

I/R	DATE	DESCRIPTION

KEY PLAN

PROJECT NUMBER

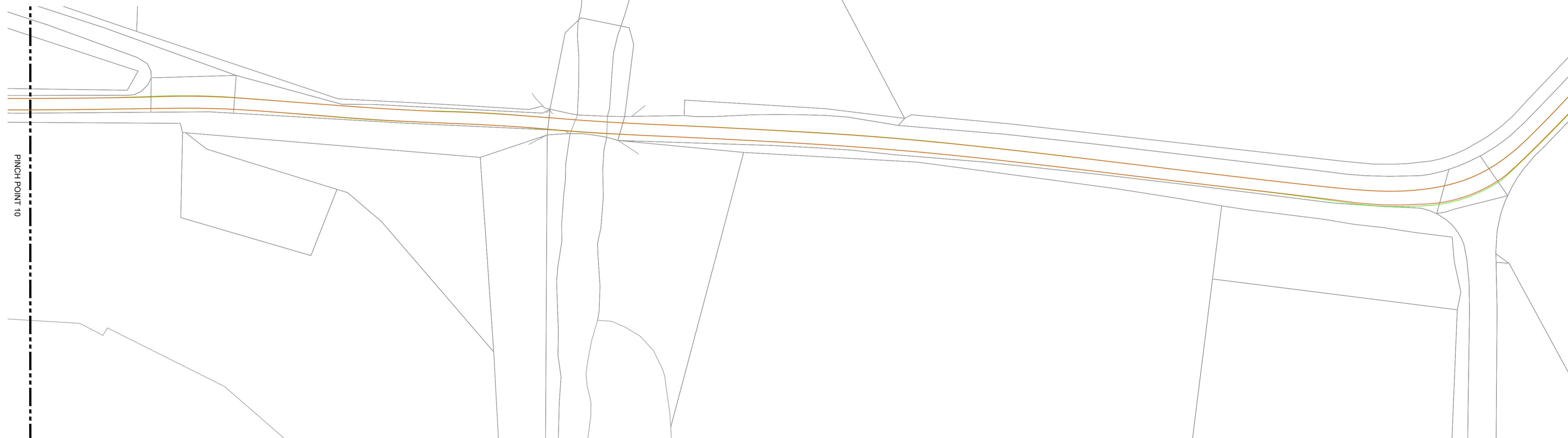
60570241

SHEET TITLE

B851 TO B862  
 SPA MAX. ARTIC 16.5m  
 SHEET 9 OF 17

SHEET NUMBER

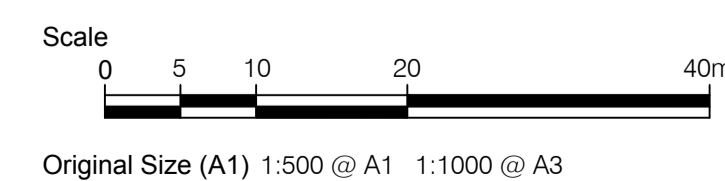
60570241-SKE-C-0210



**PINCH POINT 10**

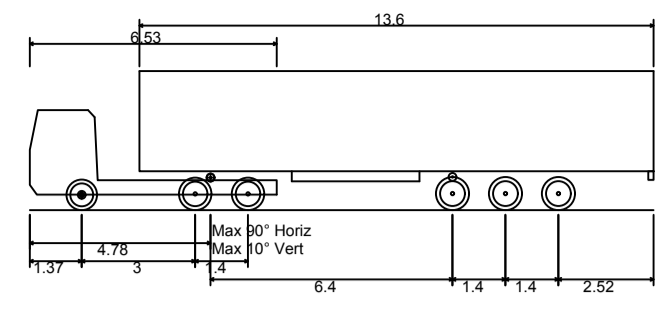


**PINCH POINT 10**

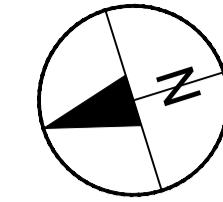


Filename: F:\PROJECTS\DEVELOPMENT - RED JOHN PSH EIA\03 EXECUTION\04 CAD\25-SKETCHES\0607241-SKE-C-0202T00218.DWG  
 Last saved by: SWANSONAU Last Prolifer: 2018-10-11

This drawing has been prepared for the use of AECOM's client. It may not be used, modified, reproduced or relied upon by third parties, except as agreed by AECOM or as required by law. AECOM accepts no responsibility, and denies any liability, whatsoever, to any party that uses or relies on this drawing without AECOM's express written consent. All measurements must be obtained from the stated dimensions.



Max Legal Length (UK) Articulated Vehicle (16.5m) 16.500m  
 Overall Length 3.681m  
 Overall Width 2.550m  
 Overall Body Height 3.681m  
 Min Body Ground Clearance 0.411m  
 Max Track Width 2.500m  
 Lock to lock time 6.00s  
 Kerb to Kerb Turning Radius 6.530m



- NOTES**
1. ALL WORKS TO BE EXECUTED IN ACCORDANCE WITH THE SPECIFICATION FOR HIGHWAY WORKS - THE MANUAL OF CONTRACT DOCUMENTS FOR HIGHWAY WORKS, DESIGN MANUAL FOR ROADS AND BRIDGES, TRAFFIC SIGNS MANUAL AND LOCAL COUNCIL GUIDELINES.
  2. ALL DIMENSIONS ARE IN MILLIMETRES UNLESS STATED OTHERWISE. ALL LEVELS ARE IN METRES AND RELATE TO ORDNANCE DATUM.
  3. DO NOT SCALE FROM ANY DRAWING. WORK TO FIGURED DIMENSIONS ONLY. ANY DISCREPANCIES IN DIMENSION ARE TO BE REFERRED TO THE DESIGNER BEFORE WORK IS PUT TO HAND.
  4. ALL DIMENSIONS AND LEVELS ARE TO BE CHECKED ON SITE BY THE CONTRACTOR PRIOR TO PREPARING ANY WORKING DRAWINGS OR COMMENCING ON SITE.
  5. ALL WORKS BY THE CONTRACTOR MUST BE CARRIED OUT IN SUCH A WAY THAT ALL REQUIREMENTS UNDER THE HEALTH AND SAFETY AT WORK ACT ARE SATISFIED.
  6. ALL WORK IS TO BE CARRIED OUT IN COMPLIANCE WITH THE REQUIREMENTS OF THE STATUTORY AUTHORITIES AND CONSTRUCTION DESIGN AND MANAGEMENT REGULATIONS.
  7. DRAWING BASE RECEIVED FROM EMAPSITE. AECOM CANNOT GUARANTEE THEIR ACCURACY. CONTRACTOR TO SATISFY THEMSELVES AS TO THE ACCURACY OF SUCH INFORMATION.

**ISSUE/REVISION**

I/R	DATE	DESCRIPTION

**KEY PLAN**

**PROJECT NUMBER**

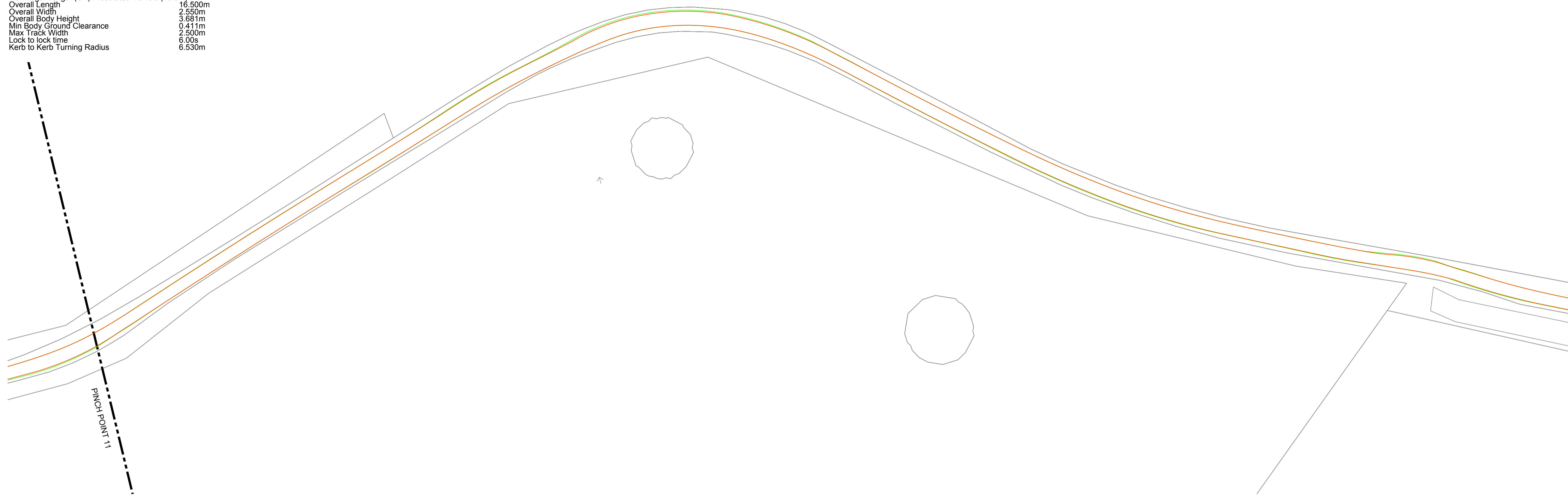
60570241

**SHEET TITLE**

B851 TO B862  
 SPA MAX. ARTIC 16.5m  
 SHEET 10 OF 17

**SHEET NUMBER**

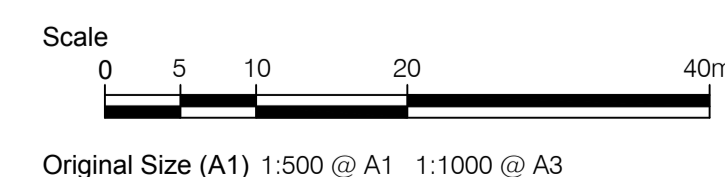
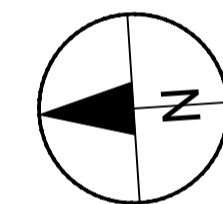
60570241-SKE-C-0211



**PINCH POINT 11**

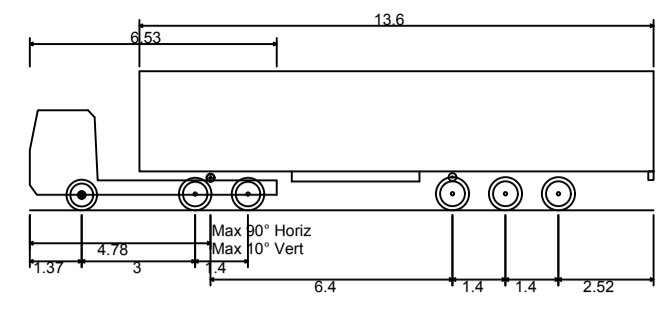


**PINCH POINT 11**

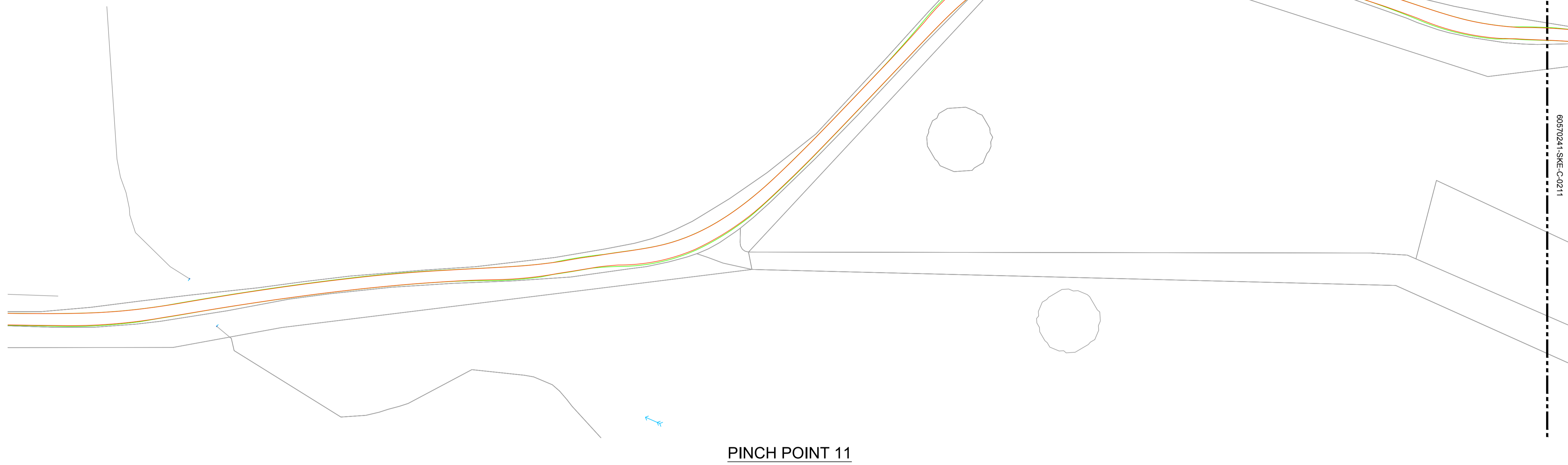


This drawing has been prepared for the use of AECOM's client. It may not be used, modified, reproduced or relied upon by third parties, except as agreed by AECOM or as required by law. AECOM accepts no responsibility, and denies any liability, whatsoever, to any party that uses or relies on this drawing without AECOM's express written consent. All measurements must be obtained from the stated dimensions.

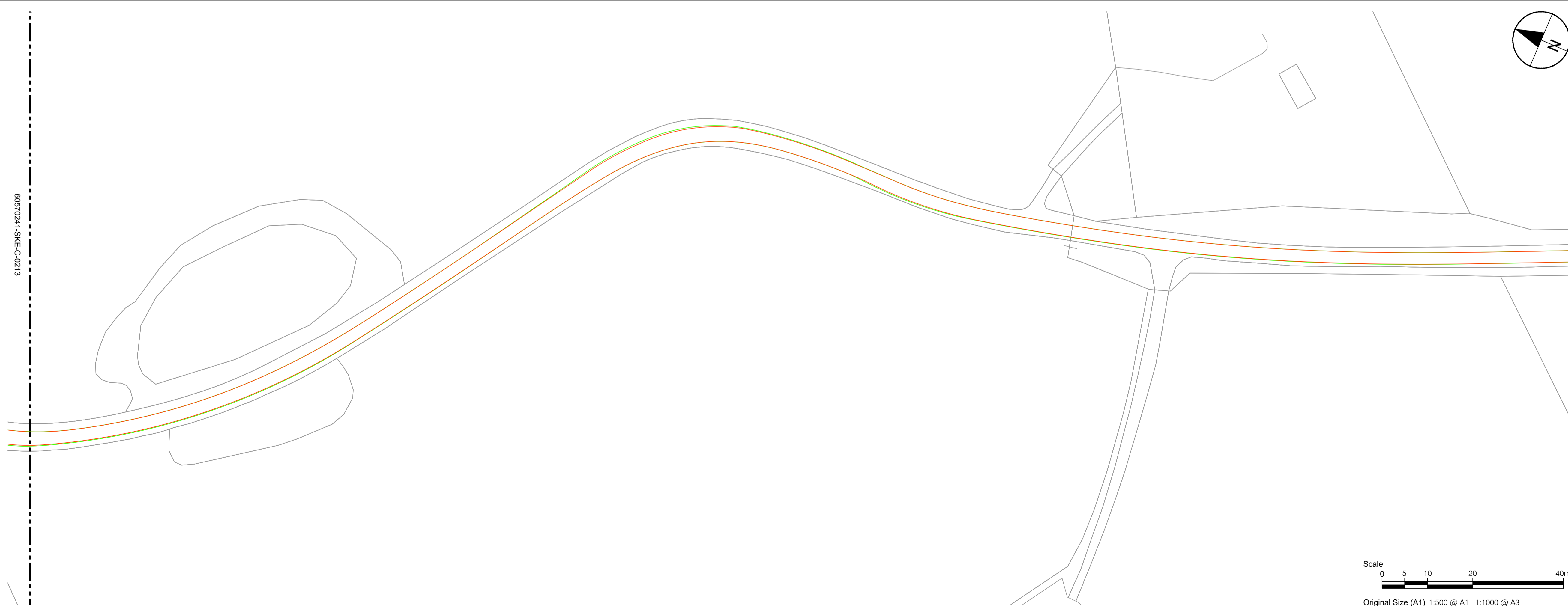
ISO A1 594mm x 841mm  
 Approved: \_\_\_\_\_  
 Checked: \_\_\_\_\_  
 Designer: \_\_\_\_\_  
 Project Management Initials: \_\_\_\_\_



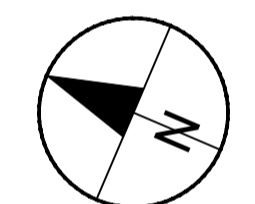
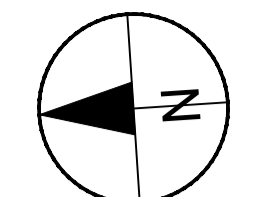
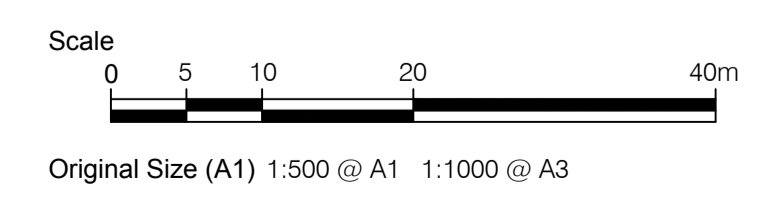
Max Legal Length (UK) Articulated Vehicle (16.5m) 16.500m  
 Overall Length 16.500m  
 Overall Width 2.550m  
 Overall Body Height 3.681m  
 Min Body Ground Clearance 0.411m  
 Max Track Width 2.500m  
 Lock to lock time 6.00s  
 Kerb to Kerb Turning Radius 6.530m



**PINCH POINT 11**



**PINCH POINT 12**



**PROJECT**  
 ILI PORTFOLIO EIA  
 RED JOHN PUMPED  
 STORAGE HYDRO

**CLIENT**  
 ILI (Highlands PSH)  
 Ltd.

**CONSULTANT**  
 AECOM  
 1 Tanfield  
 EDINBURGH, EH3 5DA  
 +44 (0) 131 301 8600 tel  
 +44 (0) 131 301 8699 fax  
 www.aecom.com

- NOTES**
1. ALL WORKS TO BE EXECUTED IN ACCORDANCE WITH THE SPECIFICATION FOR HIGHWAY WORKS - THE MANUAL OF CONTRACT DOCUMENTS FOR HIGHWAY WORKS, DESIGN MANUAL FOR ROADS AND BRIDGES, TRAFFIC SIGNS MANUAL AND LOCAL COUNCIL GUIDELINES.
  2. ALL DIMENSIONS ARE IN MILLIMETRES UNLESS STATED OTHERWISE. ALL LEVELS ARE IN METRES AND RELATE TO ORDNANCE DATUM.
  3. DO NOT SCALE FROM ANY DRAWING. WORK TO FIGURED DIMENSIONS ONLY. ANY DISCREPANCIES IN DIMENSION ARE TO BE REFERRED TO THE DESIGNER BEFORE WORK IS PUT TO HAND.
  4. ALL DIMENSIONS AND LEVELS ARE TO BE CHECKED ON SITE BY THE CONTRACTOR PRIOR TO PREPARING ANY WORKING DRAWINGS OR COMMENCING ON SITE.
  5. ALL WORKS BY THE CONTRACTOR MUST BE CARRIED OUT IN SUCH A WAY THAT ALL REQUIREMENTS UNDER THE HEALTH AND SAFETY AT WORK ACT ARE SATISFIED.
  6. ALL WORK IS TO BE CARRIED OUT IN COMPLIANCE WITH THE REQUIREMENTS OF THE STATUTORY AUTHORITIES AND CONSTRUCTION DESIGN AND MANAGEMENT REGULATIONS.
  7. DRAWING BASE RECEIVED FROM EMAPSITE. AECOM CANNOT GUARANTEE THEIR ACCURACY. CONTRACTOR TO SATISFY THEMSELVES AS TO THE ACCURACY OF SUCH INFORMATION.

**ISSUE/REVISION**

I/R	DATE	DESCRIPTION

**KEY PLAN**

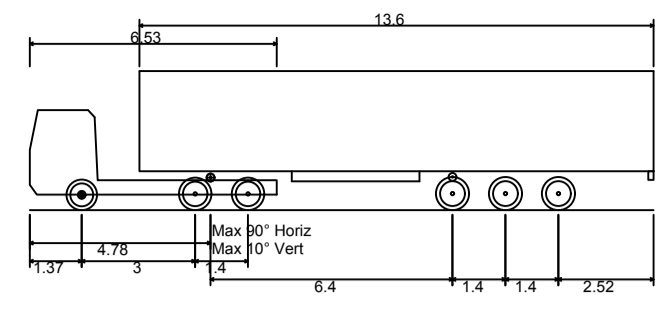
**PROJECT NUMBER**  
 60570241

**SHEET TITLE**  
 B851 TO B862  
 SPA MAX. ARTIC 16.5m  
 SHEET 11 OF 17

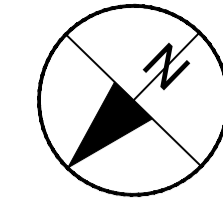
**SHEET NUMBER**  
 60570241-SKE-C-0212

This drawing has been prepared for the use of AECOM's client. It may not be used, modified, reproduced or relied upon by third parties, except as agreed by AECOM or as required by law. AECOM accepts no responsibility, and denies any liability, whatsoever, to any party that uses or relies on this drawing without AECOM's express written consent. All measurements must be obtained from the stated dimensions.

Filename: F:\PROJECTS\DEVELOPMENT - RED JOHN PSH EIA\03 EXECUTION\04 CAD\25-SKETCHES\60570241-SKE-C-0202TO0218.DWG  
 Last saved by: SWANSONAJ Last Potted: 2018-10-11



Max Legal Length (UK) Articulated Vehicle (16.50m)  
 Overall Length 16.500m  
 Overall Width 2.550m  
 Overall Body Height 3.681m  
 Min Body Ground Clearance 0.411m  
 Max Track Width 2.500m  
 Lock to lock time 6.00s  
 Kerb to Kerb Turning Radius 6.530m



- NOTES**
1. ALL WORKS TO BE EXECUTED IN ACCORDANCE WITH THE SPECIFICATION FOR HIGHWAY WORKS - THE MANUAL OF CONTRACT DOCUMENTS FOR HIGHWAY WORKS, DESIGN MANUAL FOR ROADS AND BRIDGES, TRAFFIC SIGNS MANUAL AND LOCAL COUNCIL GUIDELINES.
  2. ALL DIMENSIONS ARE IN MILLIMETRES UNLESS STATED OTHERWISE. ALL LEVELS ARE IN METRES AND RELATE TO ORDNANCE DATUM.
  3. DO NOT SCALE FROM ANY DRAWING. WORK TO FIGURED DIMENSIONS ONLY. ANY DISCREPANCIES IN DIMENSION ARE TO BE REFERRED TO THE DESIGNER BEFORE WORK IS PUT TO HAND.
  4. ALL DIMENSIONS AND LEVELS ARE TO BE CHECKED ON SITE BY THE CONTRACTOR PRIOR TO PREPARING ANY WORKING DRAWINGS OR COMMENCING ON SITE.
  5. ALL WORKS BY THE CONTRACTOR MUST BE CARRIED OUT IN SUCH A WAY THAT ALL REQUIREMENTS UNDER THE HEALTH AND SAFETY AT WORK ACT ARE SATISFIED.
  6. ALL WORK IS TO BE CARRIED OUT IN COMPLIANCE WITH THE REQUIREMENTS OF THE STATUTORY AUTHORITIES AND CONSTRUCTION DESIGN AND MANAGEMENT REGULATIONS.
  7. DRAWING BASE RECEIVED FROM EMAPSITE. AECOM CANNOT GUARANTEE THEIR ACCURACY. CONTRACTOR TO SATISFY THEMSELVES AS TO THE ACCURACY OF SUCH INFORMATION.

**ISSUE/REVISION**

I/R	DATE	DESCRIPTION

**KEY PLAN**

**PROJECT NUMBER**

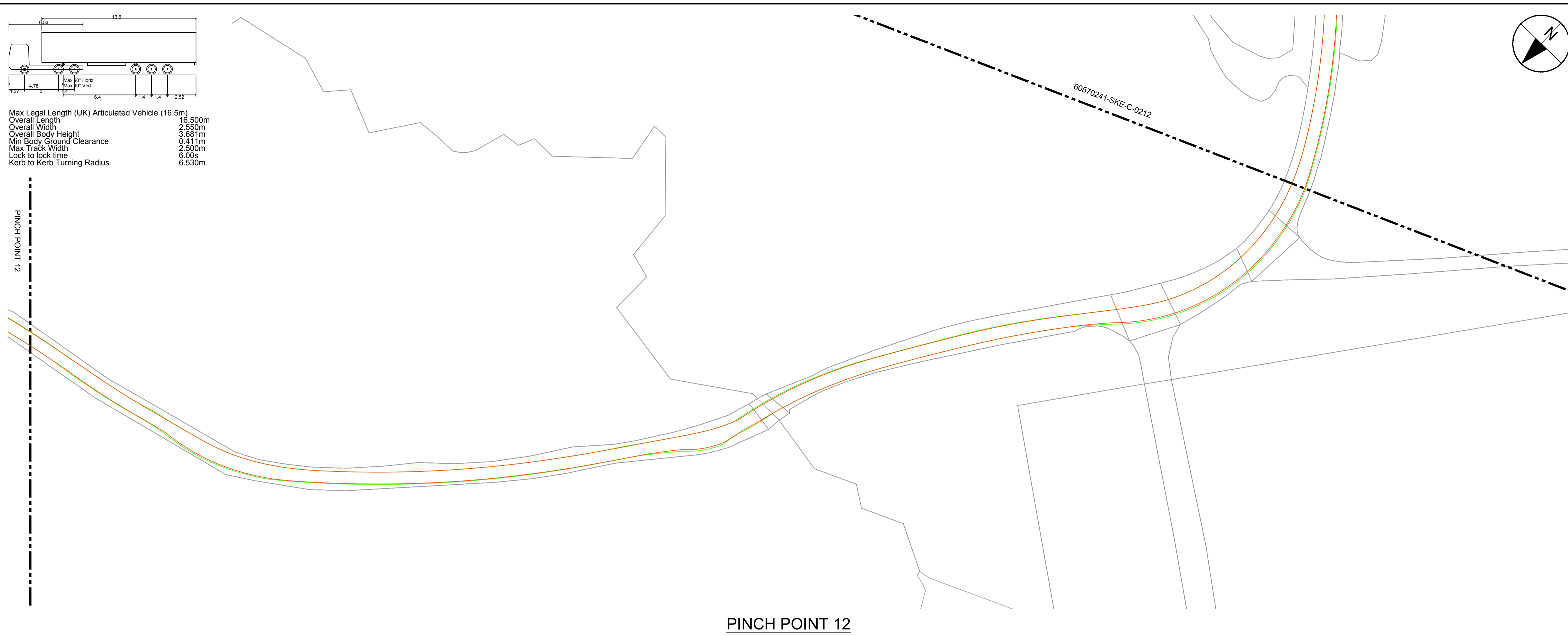
60570241

**SHEET TITLE**

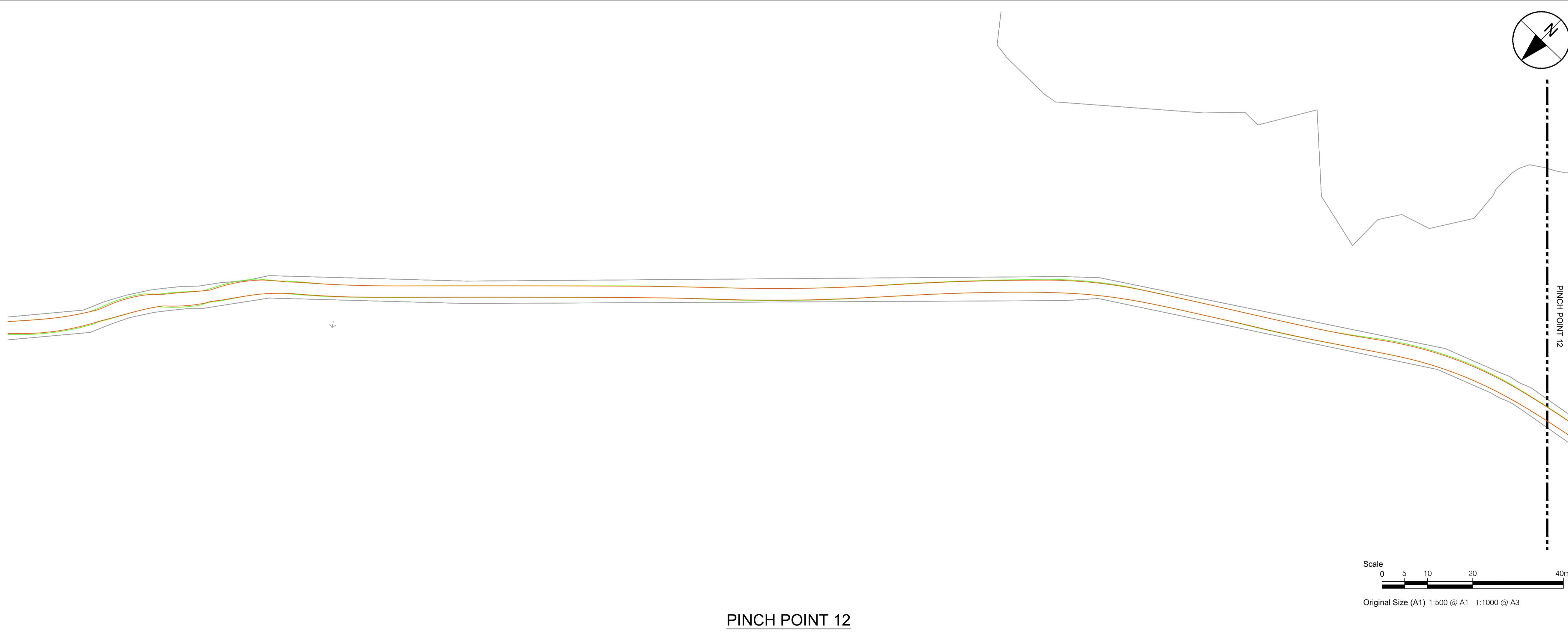
B851 TO B862  
 SPA MAX. ARTIC 16.5m  
 SHEET 12 OF 17

**SHEET NUMBER**

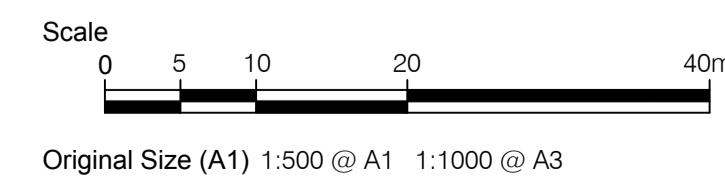
60570241-SKE-C-0213



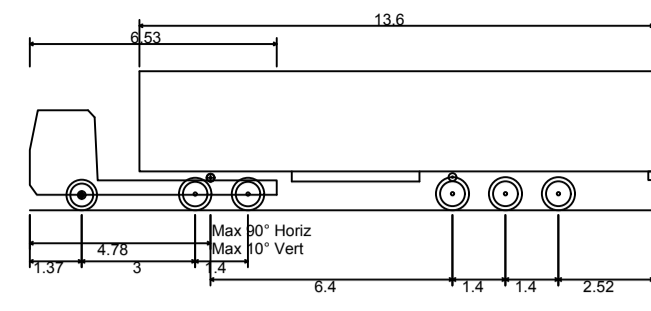
**PINCH POINT 12**



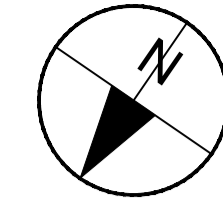
**PINCH POINT 12**



This drawing has been prepared for the use of AECOM's client. It may not be used, modified, reproduced or relied upon by third parties, except as agreed by AECOM or as required by law. AECOM accepts no responsibility, and denies any liability, whatsoever, to any party that uses or relies on this drawing without AECOM's express written consent. All measurements must be obtained from the stated dimensions.



Max Legal Length (UK) Articulated Vehicle (16.5m) 16.500m  
 Overall Length 16.500m  
 Overall Width 2.550m  
 Overall Body Height 3.681m  
 Min Body Ground Clearance 0.41m  
 Max Track Width 2.500m  
 Lock to lock time 6.00s  
 Kerb to Kerb Turning Radius 6.530m



**PROJECT**

**ILI PORTFOLIO EIA  
 RED JOHN PUMPED  
 STORAGE HYDRO**

**CLIENT**

**ILI (Highlands PSH)  
 Ltd.**

**CONSULTANT**

AECOM  
 1 Tanfield  
 EDINBURGH, EH3 5DA  
 +44 (0) 131 301 8600 tel  
 +44 (0) 131 301 8699 fax  
 www.aecom.com

**NOTES**

1. ALL WORKS TO BE EXECUTED IN ACCORDANCE WITH THE SPECIFICATION FOR HIGHWAY WORKS - THE MANUAL OF CONTRACT DOCUMENTS FOR HIGHWAY WORKS, DESIGN MANUAL FOR ROADS AND BRIDGES, TRAFFIC SIGNS MANUAL AND LOCAL COUNCIL GUIDELINES.
2. ALL DIMENSIONS ARE IN MILLIMETRES UNLESS STATED OTHERWISE. ALL LEVELS ARE IN METRES AND RELATE TO ORDNANCE DATUM.
3. DO NOT SCALE FROM ANY DRAWING. WORK TO FIGURED DIMENSIONS ONLY. ANY DISCREPANCIES IN DIMENSION ARE TO BE REFERRED TO THE DESIGNER BEFORE WORK IS PUT TO HAND.
4. ALL DIMENSIONS AND LEVELS ARE TO BE CHECKED ON SITE BY THE CONTRACTOR PRIOR TO PREPARING ANY WORKING DRAWINGS OR COMMENCING ON SITE.
5. ALL WORKS BY THE CONTRACTOR MUST BE CARRIED OUT IN SUCH A WAY THAT ALL REQUIREMENTS UNDER THE HEALTH AND SAFETY AT WORK ACT ARE SATISFIED.
6. ALL WORK IS TO BE CARRIED OUT IN COMPLIANCE WITH THE REQUIREMENTS OF THE STATUTORY AUTHORITIES AND CONSTRUCTION DESIGN AND MANAGEMENT REGULATIONS.
7. DRAWING BASE RECEIVED FROM EMAPSITE. AECOM CANNOT GUARANTEE THEIR ACCURACY. CONTRACTOR TO SATISFY THEMSELVES AS TO THE ACCURACY OF SUCH INFORMATION.

**ISSUE/REVISION**

I/R	DATE	DESCRIPTION

**KEY PLAN**

**PROJECT NUMBER**

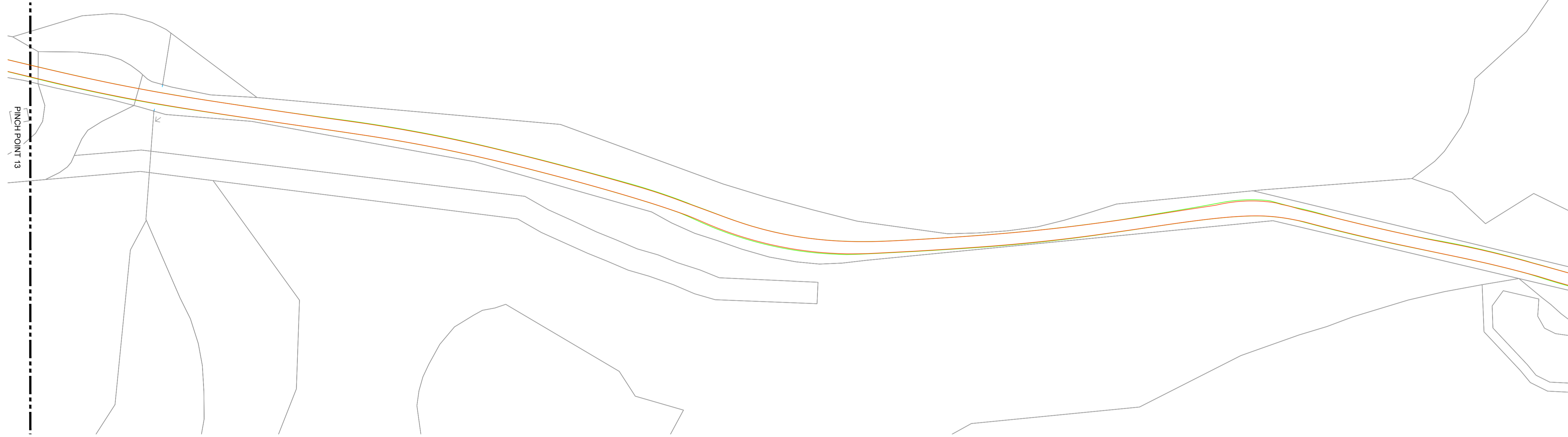
60570241

**SHEET TITLE**

B851 TO B862  
 SPA MAX. ARTIC 16.5m  
 SHEET 13 OF 17

**SHEET NUMBER**

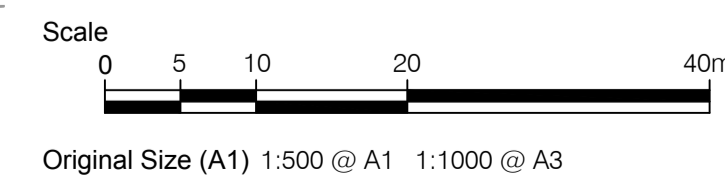
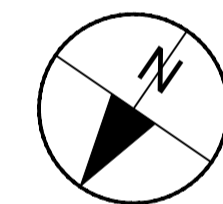
60570241-SKE-C-0214



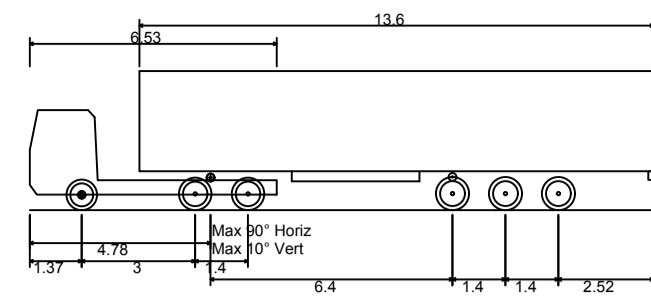
**PINCH POINT 13**



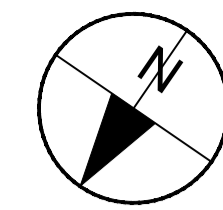
**PINCH POINT 13**



This drawing has been prepared for the use of AECOM's client. It may not be used, modified, reproduced or relied upon by third parties, except as agreed by AECOM or as required by law. AECOM accepts no responsibility, and denies any liability, whatsoever, to any party that uses or relies on this drawing without AECOM's express written consent. All measurements must be obtained from the stated dimensions.



Max Legal Length (UK) Articulated Vehicle (16.5m)  
 Overall Length 16.500m  
 Overall Width 2.550m  
 Overall Body Height 3.681m  
 Min Body Ground Clearance 0.411m  
 Max Track Width 2.500m  
 Lock to lock time 6.00s  
 Kerb to Kerb Turning Radius 6.530m



**PROJECT**

**ILI PORTFOLIO EIA  
 RED JOHN PUMPED  
 STORAGE HYDRO**

**CLIENT**

**ILI (Highlands PSH)  
 Ltd.**

**CONSULTANT**

AECOM  
 1 Tanfield  
 EDINBURGH, EH3 5DA  
 +44 (0) 131 301 8600 tel  
 +44 (0) 131 301 8699 fax  
 www.aecom.com

**NOTES**

1. ALL WORKS TO BE EXECUTED IN ACCORDANCE WITH THE SPECIFICATION FOR HIGHWAY WORKS - THE MANUAL OF CONTRACT DOCUMENTS FOR HIGHWAY WORKS, DESIGN MANUAL FOR ROADS AND BRIDGES, TRAFFIC SIGNS MANUAL AND LOCAL COUNCIL GUIDELINES.
2. ALL DIMENSIONS ARE IN MILLIMETRES UNLESS STATED OTHERWISE. ALL LEVELS ARE IN METRES AND RELATE TO ORDNANCE DATUM.
3. DO NOT SCALE FROM ANY DRAWING. WORK TO FIGURED DIMENSIONS ONLY. ANY DISCREPANCIES IN DIMENSION ARE TO BE REFERRED TO THE DESIGNER BEFORE WORK IS PUT TO HAND.
4. ALL DIMENSIONS AND LEVELS ARE TO BE CHECKED ON SITE BY THE CONTRACTOR PRIOR TO PREPARING ANY WORKING DRAWINGS OR COMMENCING ON SITE.
5. ALL WORKS BY THE CONTRACTOR MUST BE CARRIED OUT IN SUCH A WAY THAT ALL REQUIREMENTS UNDER THE HEALTH AND SAFETY AT WORK ACT ARE SATISFIED.
6. ALL WORK IS TO BE CARRIED OUT IN COMPLIANCE WITH THE REQUIREMENTS OF THE STATUTORY AUTHORITIES AND CONSTRUCTION DESIGN AND MANAGEMENT REGULATIONS.
7. DRAWING BASE RECEIVED FROM EMAPSITE. AECOM CANNOT GUARANTEE THEIR ACCURACY. CONTRACTOR TO SATISFY THEMSELVES AS TO THE ACCURACY OF SUCH INFORMATION.

**ISSUE/REVISION**

I/R	DATE	DESCRIPTION

**KEY PLAN**

**PROJECT NUMBER**


60570241

**SHEET TITLE**


B851 TO B862  
 SPA MAX. ARTIC 16.5m  
 SHEET 14 OF 17

**SHEET NUMBER**

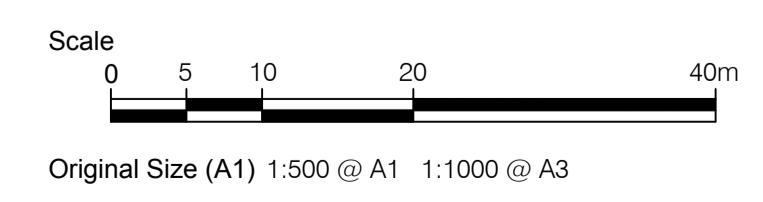
60570241-SKE-C-0215



**PINCH POINT 13**



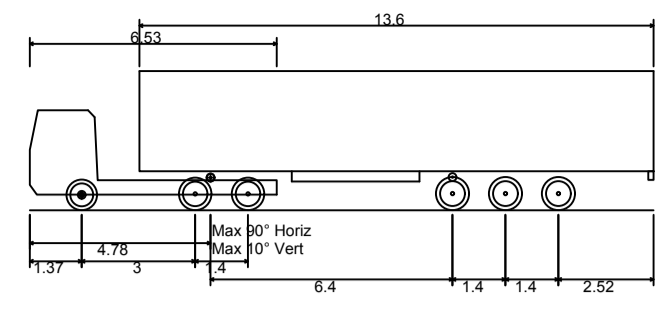
**PINCH POINT 13**




This drawing has been prepared for the use of AECOM's client. It may not be used, modified, reproduced or relied upon by third parties, except as agreed by AECOM or as required by law. AECOM accepts no responsibility, and denies any liability, whatsoever, to any party that uses or relies on this drawing without AECOM's express written consent. All measurements must be obtained from the stated dimensions.



ISO A1 594mm x 841mm  
 Approved: \_\_\_\_\_  
 Checked: \_\_\_\_\_  
 Designer: \_\_\_\_\_  
 Project Management Initials: \_\_\_\_\_



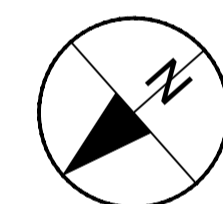
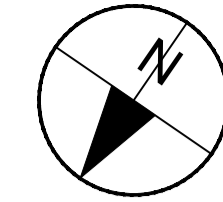
Max Legal Length (UK) Articulated Vehicle (16.5m)  
 Overall Length 16.500m  
 Overall Width 2.550m  
 Overall Body Height 3.681m  
 Min Body Ground Clearance 0.411m  
 Max Track Width 2.500m  
 Lock to lock time 6.00s  
 Kerb to Kerb Turning Radius 6.530m



**PINCH POINT 13**



**PINCH POINT 14**



**PROJECT**  
 ILI PORTFOLIO EIA  
 RED JOHN PUMPED  
 STORAGE HYDRO

**CLIENT**  
 ILI (Highlands PSH)  
 Ltd.

**CONSULTANT**  
 AECOM  
 1 Tanfield  
 EDINBURGH, EH3 5DA  
 +44 (0) 131 301 8600 tel  
 +44 (0) 131 301 8699 fax  
 www.aecom.com

- NOTES**
1. ALL WORKS TO BE EXECUTED IN ACCORDANCE WITH THE SPECIFICATION FOR HIGHWAY WORKS - THE MANUAL OF CONTRACT DOCUMENTS FOR HIGHWAY WORKS, DESIGN MANUAL FOR ROADS AND BRIDGES, TRAFFIC SIGNS MANUAL AND LOCAL COUNCIL GUIDELINES.
  2. ALL DIMENSIONS ARE IN MILLIMETRES UNLESS STATED OTHERWISE. ALL LEVELS ARE IN METRES AND RELATE TO ORDNANCE DATUM.
  3. DO NOT SCALE FROM ANY DRAWING. WORK TO FIGURED DIMENSIONS ONLY. ANY DISCREPANCIES IN DIMENSION ARE TO BE REFERRED TO THE DESIGNER BEFORE WORK IS PUT TO HAND.
  4. ALL DIMENSIONS AND LEVELS ARE TO BE CHECKED ON SITE BY THE CONTRACTOR PRIOR TO PREPARING ANY WORKING DRAWINGS OR COMMENCING ON SITE.
  5. ALL WORKS BY THE CONTRACTOR MUST BE CARRIED OUT IN SUCH A WAY THAT ALL REQUIREMENTS UNDER THE HEALTH AND SAFETY AT WORK ACT ARE SATISFIED.
  6. ALL WORK IS TO BE CARRIED OUT IN COMPLIANCE WITH THE REQUIREMENTS OF THE STATUTORY AUTHORITIES AND CONSTRUCTION DESIGN AND MANAGEMENT REGULATIONS.
  7. DRAWING BASE RECEIVED FROM EMAPSITE. AECOM CANNOT GUARANTEE THEIR ACCURACY. CONTRACTOR TO SATISFY THEMSELVES AS TO THE ACCURACY OF SUCH INFORMATION.

**ISSUE/REVISION**

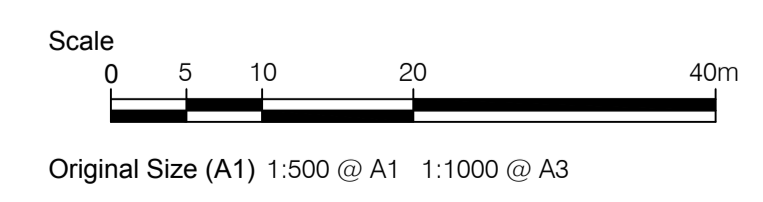
I/R	DATE	DESCRIPTION

**KEY PLAN**

**PROJECT NUMBER**  
 60570241

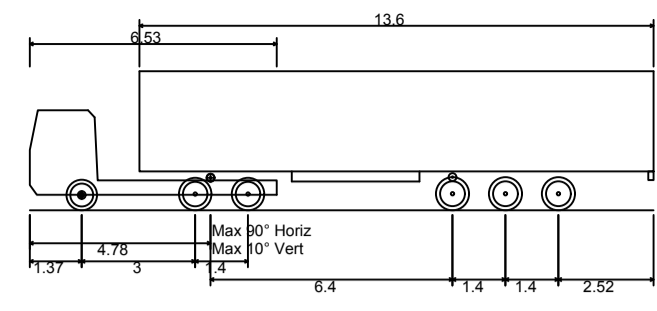
**SHEET TITLE**  
 B851 TO B862  
 SPA MAX. ARTIC 16.5m  
 SHEET 15 OF 17

**SHEET NUMBER**  
 60570241-SKE-C-0215

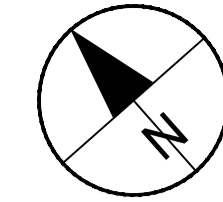


This drawing has been prepared for the use of AECOM's client. It may not be used, modified, reproduced or relied upon by third parties, except as agreed by AECOM or as required by law. AECOM accepts no responsibility, and denies any liability, whatsoever, to any party that uses or relies on this drawing without AECOM's express written consent. All measurements must be obtained from the stated dimensions.

Filename: F:\PROJECTS\DEVELOPMENT - RED JOHN PSH EIA\03 EXECUTION\04 CAD\25-SKETCHES\60570241-SKE-C-0202\TO0218.DWG  
 Last saved by: SWANSONAJ Last Potted: 2016-10-11



Max Legal Length (UK) Articulated Vehicle (16.5m)  
 Overall Length 16.500m  
 Overall Width 2.550m  
 Overall Body Height 3.681m  
 Min Body Ground Clearance 0.411m  
 Max Track Width 2.500m  
 Lock to lock time 6.00s  
 Kerb to Kerb Turning Radius 6.530m



60570241-SKE-C-0216

**PROJECT**  
 ILI PORTFOLIO EIA  
 RED JOHN PUMPED  
 STORAGE HYDRO

**CLIENT**  
 ILI (Highlands PSH)  
 Ltd.

**CONSULTANT**  
 AECOM  
 1 Tanfield  
 EDINBURGH, EH3 5DA  
 +44 (0) 131 301 8600 tel  
 +44 (0) 131 301 8699 fax  
 www.aecom.com

- NOTES**
1. ALL WORKS TO BE EXECUTED IN ACCORDANCE WITH THE SPECIFICATION FOR HIGHWAY WORKS - THE MANUAL OF CONTRACT DOCUMENTS FOR HIGHWAY WORKS, DESIGN MANUAL FOR ROADS AND BRIDGES, TRAFFIC SIGNS MANUAL AND LOCAL COUNCIL GUIDELINES.
  2. ALL DIMENSIONS ARE IN MILLIMETRES UNLESS STATED OTHERWISE. ALL LEVELS ARE IN METRES AND RELATE TO ORDNANCE DATUM.
  3. DO NOT SCALE FROM ANY DRAWING. WORK TO FIGURED DIMENSIONS ONLY. ANY DISCREPANCIES IN DIMENSION ARE TO BE REFERRED TO THE DESIGNER BEFORE WORK IS PUT TO HAND.
  4. ALL DIMENSIONS AND LEVELS ARE TO BE CHECKED ON SITE BY THE CONTRACTOR PRIOR TO PREPARING ANY WORKING DRAWINGS OR COMMENCING ON SITE.
  5. ALL WORKS BY THE CONTRACTOR MUST BE CARRIED OUT IN SUCH A WAY THAT ALL REQUIREMENTS UNDER THE HEALTH AND SAFETY AT WORK ACT ARE SATISFIED.
  6. ALL WORK IS TO BE CARRIED OUT IN COMPLIANCE WITH THE REQUIREMENTS OF THE STATUTORY AUTHORITIES AND CONSTRUCTION DESIGN AND MANAGEMENT REGULATIONS.
  7. DRAWING BASE RECEIVED FROM EMAPSITE. AECOM CANNOT GUARANTEE THEIR ACCURACY. CONTRACTOR TO SATISFY THEMSELVES AS TO THE ACCURACY OF SUCH INFORMATION.

**ISSUE/REVISION**

I/R	DATE	DESCRIPTION

**KEY PLAN**

**PROJECT NUMBER**  
 60570241


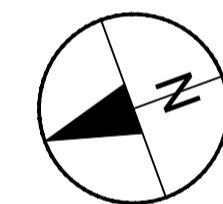
**SHEET TITLE**  
 B851 TO B862  
 SPA MAX. ARTIC 16.5m  
 SHEET 16 OF 17

**SHEET NUMBER**  
 60570241-SKE-C-0217

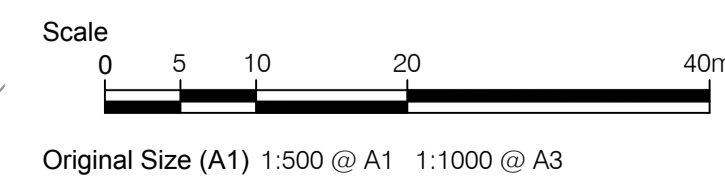
This drawing has been prepared for the use of AECOM's client. It may not be used, modified, reproduced or relied upon by third parties, except as agreed by AECOM or as required by law. AECOM accepts no responsibility, and denies any liability, whatsoever, to any party that uses or relies on this drawing without AECOM's express written consent. All measurements must be obtained from the stated dimensions.



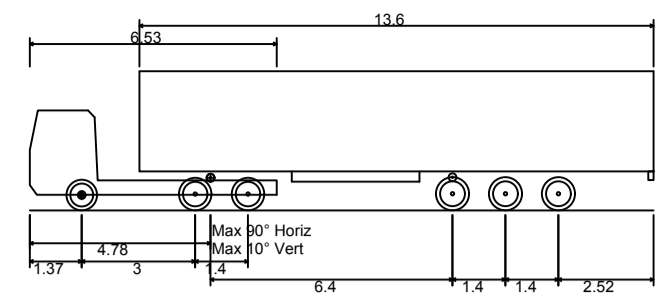
**PINCH POINT 14**



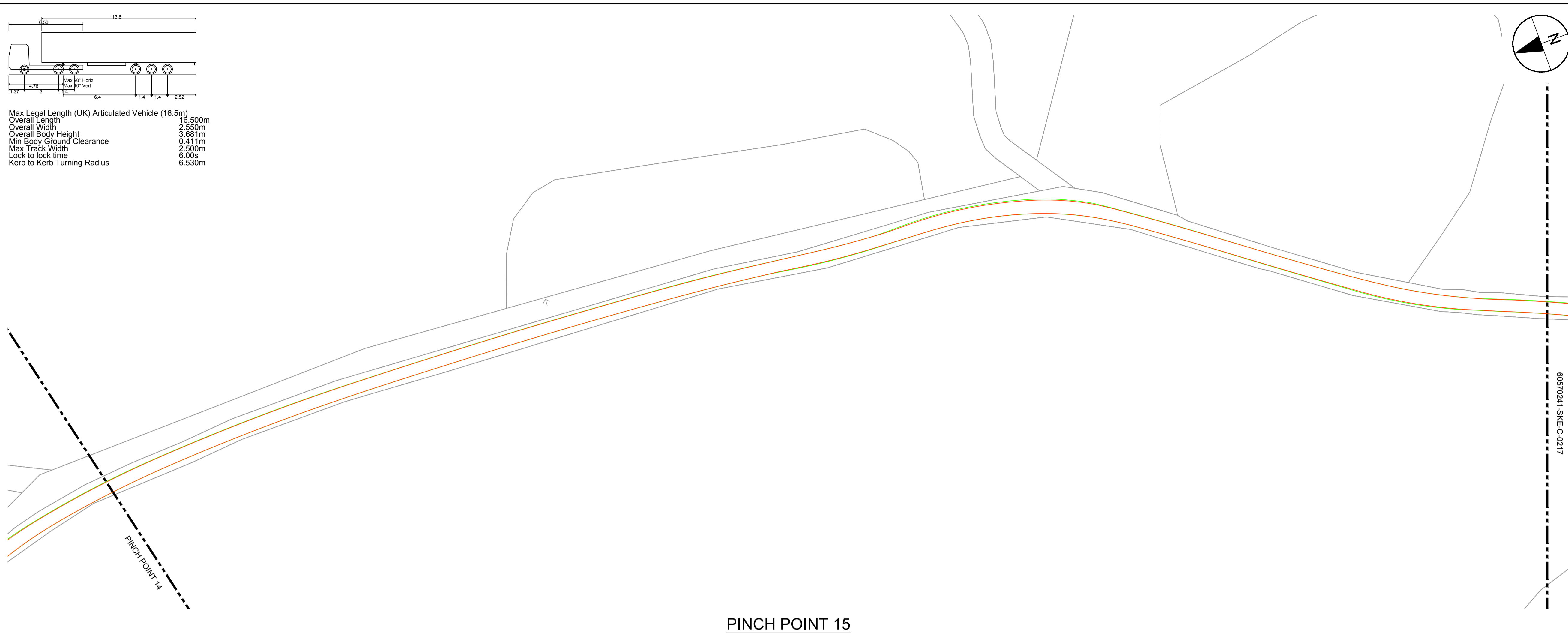
**PINCH POINT 15**




ISO A1 594mm x 841mm  
 Approved: \_\_\_\_\_  
 Checked: \_\_\_\_\_  
 Designer: \_\_\_\_\_  
 Project Management Initials: \_\_\_\_\_



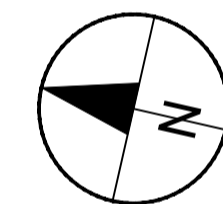
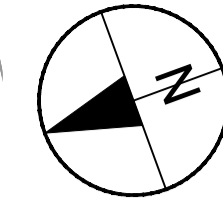
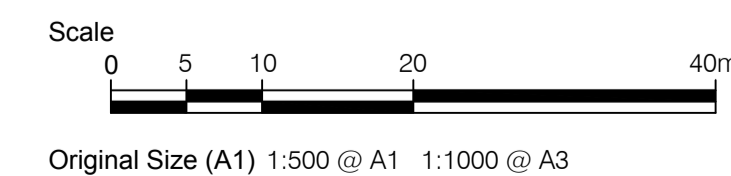
Max Legal Length (UK) Articulated Vehicle (16.5m)  
 Overall Length 16.500m  
 Overall Width 2.550m  
 Overall Body Height 3.681m  
 Min Body Ground Clearance 0.411m  
 Max Track Width 2.500m  
 Lock to lock time 6.00s  
 Kerb to Kerb Turning Radius 6.530m



**PINCH POINT 15**



**PINCH POINT 15**



**AECOM**

**PROJECT**  
 ILI PORTFOLIO EIA  
 RED JOHN PUMPED  
 STORAGE HYDRO

**CLIENT**  
 ILI (Highlands PSH)  
 Ltd.

**CONSULTANT**  
 AECOM  
 1 Tanfield  
 EDINBURGH, EH3 5DA  
 +44 (0) 131 301 8600 tel  
 +44 (0) 131 301 8699 fax  
 www.aecom.com

- NOTES**
1. ALL WORKS TO BE EXECUTED IN ACCORDANCE WITH THE SPECIFICATION FOR HIGHWAY WORKS - THE MANUAL OF CONTRACT DOCUMENTS FOR HIGHWAY WORKS, DESIGN MANUAL FOR ROADS AND BRIDGES, TRAFFIC SIGNS MANUAL AND LOCAL COUNCIL GUIDELINES.
  2. ALL DIMENSIONS ARE IN MILLIMETRES UNLESS STATED OTHERWISE. ALL LEVELS ARE IN METRES AND RELATE TO ORDNANCE DATUM.
  3. DO NOT SCALE FROM ANY DRAWING. WORK TO FIGURED DIMENSIONS ONLY. ANY DISCREPANCIES IN DIMENSION ARE TO BE REFERRED TO THE DESIGNER BEFORE WORK IS PUT TO HAND.
  4. ALL DIMENSIONS AND LEVELS ARE TO BE CHECKED ON SITE BY THE CONTRACTOR PRIOR TO PREPARING ANY WORKING DRAWINGS OR COMMENCING ON SITE.
  5. ALL WORKS BY THE CONTRACTOR MUST BE CARRIED OUT IN SUCH A WAY THAT ALL REQUIREMENTS UNDER THE HEALTH AND SAFETY AT WORK ACT ARE SATISFIED.
  6. ALL WORK IS TO BE CARRIED OUT IN COMPLIANCE WITH THE REQUIREMENTS OF THE STATUTORY AUTHORITIES AND CONSTRUCTION DESIGN AND MANAGEMENT REGULATIONS.
  7. DRAWING BASE RECEIVED FROM EMAPSITE. AECOM CANNOT GUARANTEE THEIR ACCURACY. CONTRACTOR TO SATISFY THEMSELVES AS TO THE ACCURACY OF SUCH INFORMATION.

**ISSUE/REVISION**

I/R	DATE	DESCRIPTION

**KEY PLAN**

**PROJECT NUMBER**  
 60570241

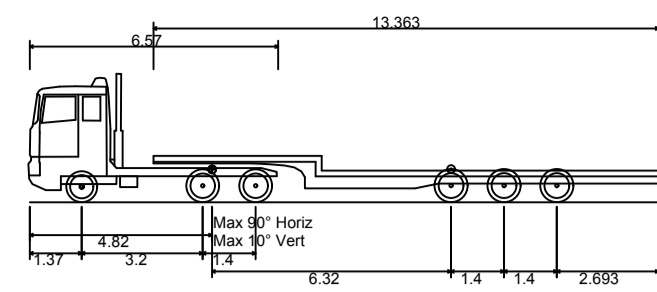
**SHEET TITLE**  
 B851 TO B862  
 SPA MAX. ARTIC 16.5m  
 SHEET 17 OF 17

**SHEET NUMBER**  
 60570241-SKE-C-0218

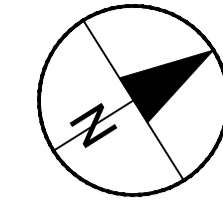
This drawing has been prepared for the use of AECOM's client. It may not be used, modified, reproduced or relied upon by third parties, except as agreed by AECOM or as required by law. AECOM accepts no responsibility, and denies any liability, whatsoever, to any party that uses or relies on this drawing without AECOM's express written consent. All measurements must be obtained from the stated dimensions.

Filename: F:\PROJECTS\DEVELOPMENT - RED JOHN PSH EIA\03 EXECUTION\04 CAD\25-SKETCHES\60570241-SKE-C-0202\TO0218.DWG  
 Last saved by: SWANSONAJ Last Potted: 2018-10-11

ISO A1 594mm x 841mm  
 Approved: \_\_\_\_\_  
 Checked: \_\_\_\_\_  
 Designer: \_\_\_\_\_  
 Project Management Initials: \_\_\_\_\_



Low Loader with CAT 374FL  
 Overall Length 16.633m  
 Overall Width 2.500m  
 Overall Body Height 3.395m  
 Min Body Ground Clearance 0.323m  
 Max Track Width 2.500m  
 Lock to lock time 6.00s  
 Kerb to Kerb Turning Radius 6.790m



# AECOM

**PROJECT**  
 ILI PORTFOLIO EIA  
 RED JOHN PUMPED  
 STORAGE HYDRO

**CLIENT**  
 ILI (Highlands PSH)  
 Ltd.

**CONSULTANT**  
 AECOM  
 1 Tanfield  
 EDINBURGH, EH3 5DA  
 +44 (0) 131 301 8600 tel  
 +44 (0) 131 301 8699 fax  
 www.aecom.com

- NOTES**
1. ALL WORKS TO BE EXECUTED IN ACCORDANCE WITH THE SPECIFICATION FOR HIGHWAY WORKS - THE MANUAL OF CONTRACT DOCUMENTS FOR HIGHWAY WORKS, DESIGN MANUAL FOR ROADS AND BRIDGES, TRAFFIC SIGNS MANUAL AND LOCAL COUNCIL GUIDELINES.
  2. ALL DIMENSIONS ARE IN MILLIMETRES UNLESS STATED OTHERWISE. ALL LEVELS ARE IN METRES AND RELATE TO ORDNANCE DATUM.
  3. DO NOT SCALE FROM ANY DRAWING. WORK TO FIGURED DIMENSIONS ONLY. ANY DISCREPANCIES IN DIMENSION ARE TO BE REFERRED TO THE DESIGNER BEFORE WORK IS PUT TO HAND.
  4. ALL DIMENSIONS AND LEVELS ARE TO BE CHECKED ON SITE BY THE CONTRACTOR PRIOR TO PREPARING ANY WORKING DRAWINGS OR COMMENCING ON SITE.
  5. ALL WORKS BY THE CONTRACTOR MUST BE CARRIED OUT IN SUCH A WAY THAT ALL REQUIREMENTS UNDER THE HEALTH AND SAFETY AT WORK ACT ARE SATISFIED.
  6. ALL WORK IS TO BE CARRIED OUT IN COMPLIANCE WITH THE REQUIREMENTS OF THE STATUTORY AUTHORITIES AND CONSTRUCTION DESIGN AND MANAGEMENT REGULATIONS.
  7. DRAWING BASE RECEIVED FROM EMAPSITE. AECOM CANNOT GUARANTEE THEIR ACCURACY. CONTRACTOR TO SATISFY THEMSELVES AS TO THE ACCURACY OF SUCH INFORMATION.

**ISSUE/REVISION**

I/R	DATE	DESCRIPTION

**KEY PLAN**

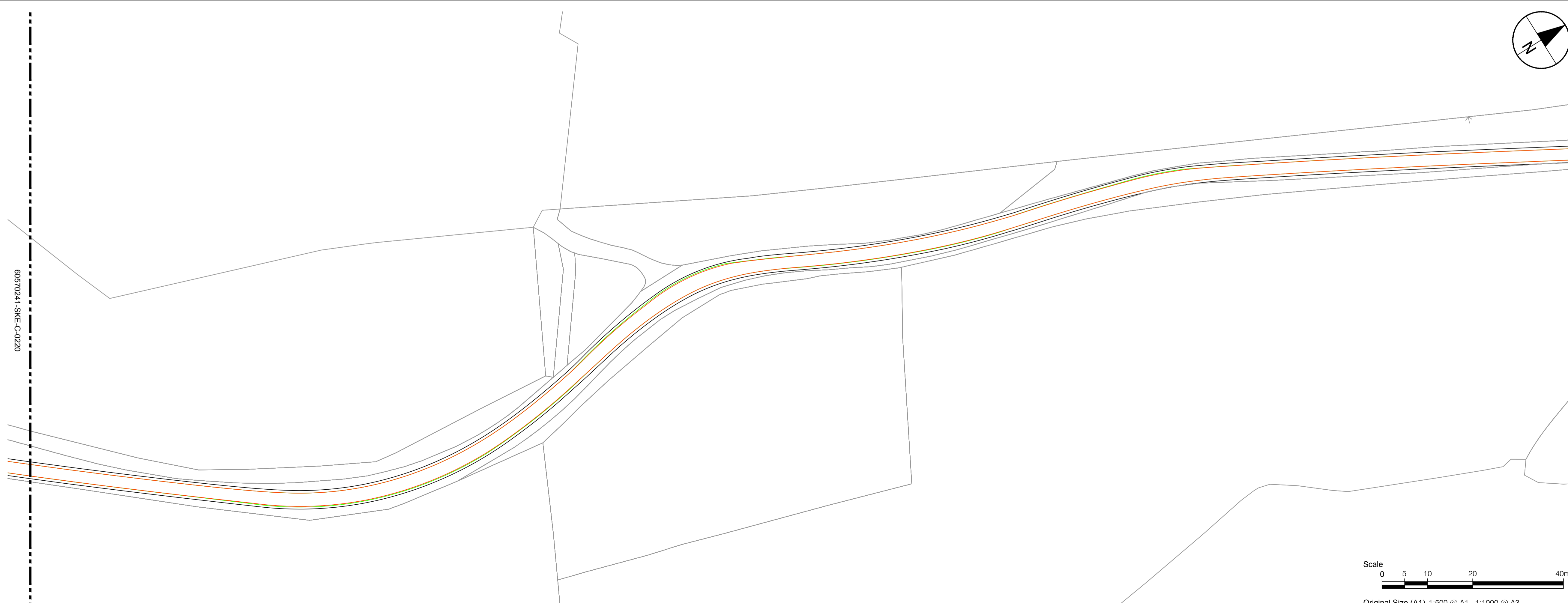
**PROJECT NUMBER**  
 60570241

**SHEET TITLE**  
 B851 TO B862  
 SPA LOW LOADER CAT 374FL  
 SHEET 1 OF 17

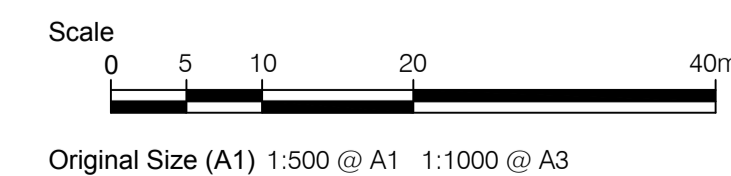
**SHEET NUMBER**  
 60570241-SKE-C-0219



**PINCH POINT 1**

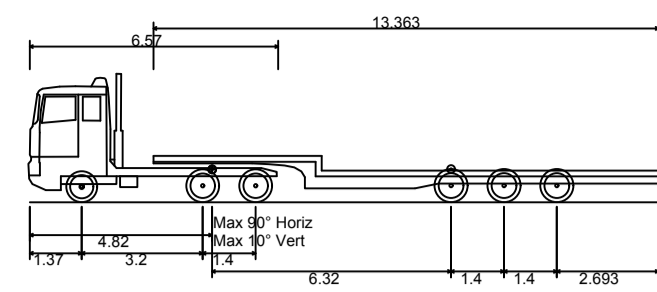


**PINCH POINT 2**

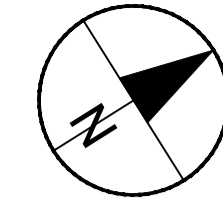


Filename: F:\PROJECTS\DEVELOPMENT - RED JOHN PSH EIA\03 EXECUTION\04 CAD\25-SKETCHES\60570241-SKE-C-0219\T02035.DWG  
 Last saved by: SWANSONAU | Last Potted: 2018-10-11

This drawing has been prepared for the use of AECOM's client. It may not be used, modified, reproduced or relied upon by third parties, except as agreed by AECOM or as required by law. AECOM accepts no responsibility, and denies any liability, whatsoever, to any party that uses or relies on this drawing without AECOM's express written consent. All measurements must be obtained from the stated dimensions.



Low Loader with CAT 374FL  
 Overall Length 16.633m  
 Overall Width 2.500m  
 Overall Body Height 3.395m  
 Min Body Ground Clearance 0.323m  
 Max Track Width 2.500m  
 Lock to lock time 6.00s  
 Kerb to Kerb Turning Radius 6.790m



60570241-SKE-C-021

**PROJECT**

**ILI PORTFOLIO EIA  
 RED JOHN PUMPED  
 STORAGE HYDRO**

**CLIENT**

**ILI (Highlands PSH)  
 Ltd.**

**CONSULTANT**

AECOM  
 1 Tanfield  
 EDINBURGH, EH3 5DA  
 +44 (0) 131 301 8600 tel  
 +44 (0) 131 301 8699 fax  
 www.aecom.com

**NOTES**

1. ALL WORKS TO BE EXECUTED IN ACCORDANCE WITH THE SPECIFICATION FOR HIGHWAY WORKS - THE MANUAL OF CONTRACT DOCUMENTS FOR HIGHWAY WORKS, DESIGN MANUAL FOR ROADS AND BRIDGES, TRAFFIC SIGNS MANUAL AND LOCAL COUNCIL GUIDELINES.
2. ALL DIMENSIONS ARE IN MILLIMETRES UNLESS STATED OTHERWISE. ALL LEVELS ARE IN METRES AND RELATE TO ORDNANCE DATUM.
3. DO NOT SCALE FROM ANY DRAWING. WORK TO FIGURED DIMENSIONS ONLY. ANY DISCREPANCIES IN DIMENSION ARE TO BE REFERRED TO THE DESIGNER BEFORE WORK IS PUT TO HAND.
4. ALL DIMENSIONS AND LEVELS ARE TO BE CHECKED ON SITE BY THE CONTRACTOR PRIOR TO PREPARING ANY WORKING DRAWINGS OR COMMENCING ON SITE.
5. ALL WORKS BY THE CONTRACTOR MUST BE CARRIED OUT IN SUCH A WAY THAT ALL REQUIREMENTS UNDER THE HEALTH AND SAFETY AT WORK ACT ARE SATISFIED.
6. ALL WORK IS TO BE CARRIED OUT IN COMPLIANCE WITH THE REQUIREMENTS OF THE STATUTORY AUTHORITIES AND CONSTRUCTION DESIGN AND MANAGEMENT REGULATIONS.
7. DRAWING BASE RECEIVED FROM EMAPSITE. AECOM CANNOT GUARANTEE THEIR ACCURACY. CONTRACTOR TO SATISFY THEMSELVES AS TO THE ACCURACY OF SUCH INFORMATION.

**ISSUE/REVISION**

I/R	DATE	DESCRIPTION

**KEY PLAN**

**PROJECT NUMBER**

60570241

**SHEET TITLE**

B851 TO B862  
 SPA LOW LOADER CAT 374FL  
 SHEET 2 OF 17

**SHEET NUMBER**

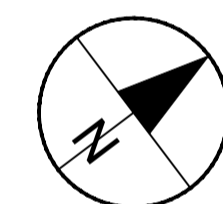
60570241-SKE-C-0220



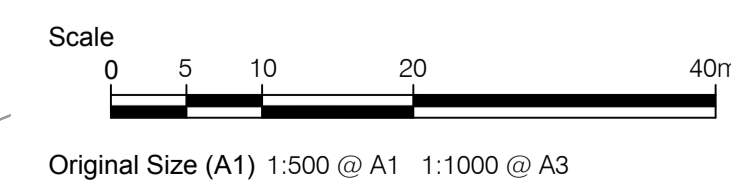
**PINCH POINT 2**



**PINCH POINT 3**

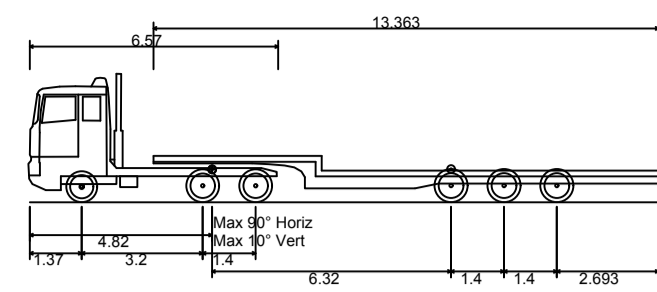


60570241-SKE-C-0221

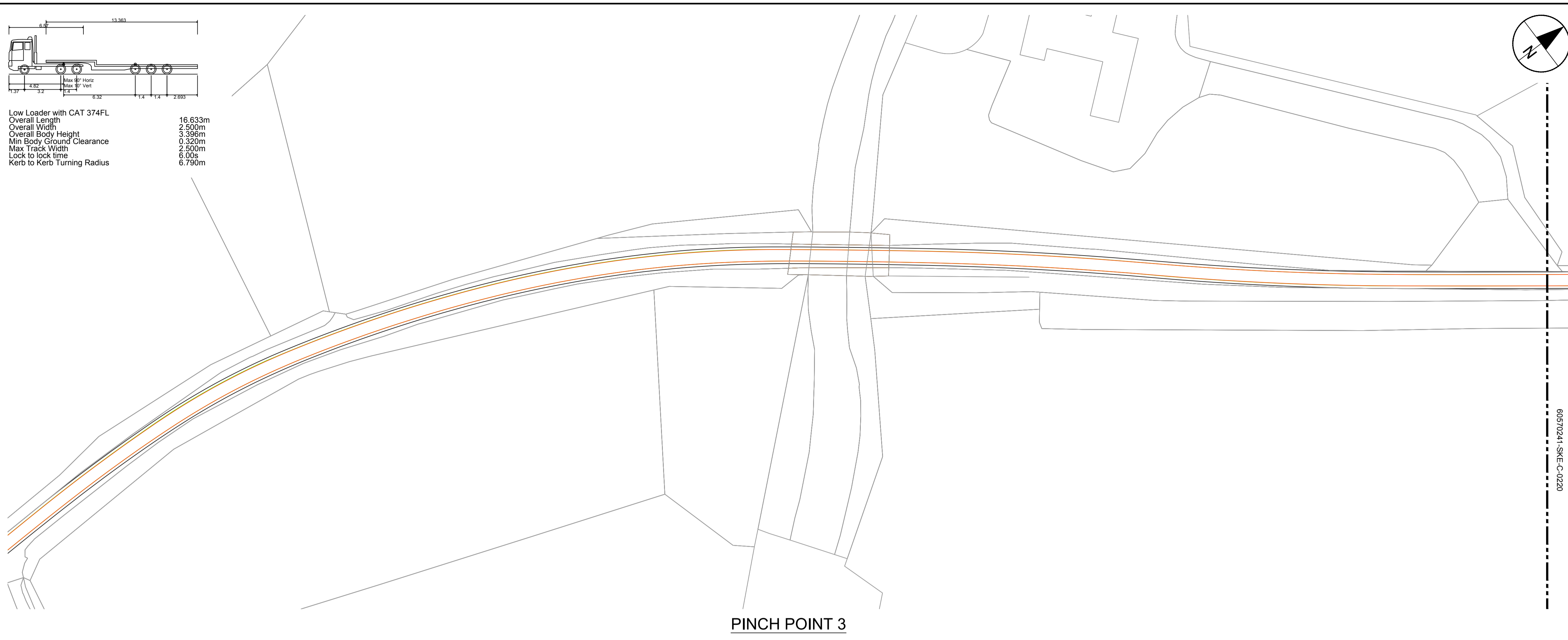


This drawing has been prepared for the use of AECOM's client. It may not be used, modified, reproduced or relied upon by third parties, except as agreed by AECOM or as required by law. AECOM accepts no responsibility, and denies any liability, whatsoever, to any party that uses or relies on this drawing without AECOM's express written consent. All measurements must be obtained from the stated dimensions.

ISO A1 594mm x 841mm  
 Approved: \_\_\_\_\_  
 Checked: \_\_\_\_\_  
 Designer: \_\_\_\_\_  
 Project Management Initials: \_\_\_\_\_



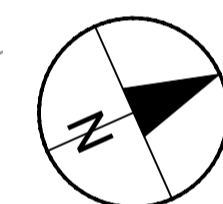
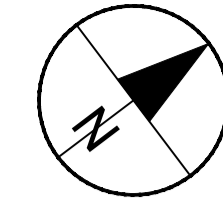
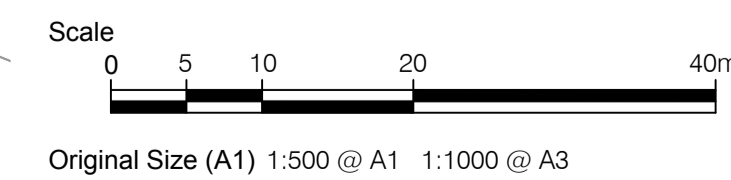
Low Loader with CAT 374FL  
 Overall Length 16.633m  
 Overall Width 2.500m  
 Overall Body Height 3.395m  
 Min Body Ground Clearance 0.320m  
 Max Track Width 2.500m  
 Lock to lock time 6.00s  
 Kerb to Kerb Turning Radius 6.790m



**PINCH POINT 3**



**PINCH POINT 4**



This drawing has been prepared for the use of AECOM's client. It may not be used, modified, reproduced or relied upon by third parties, except as agreed by AECOM or as required by law. AECOM accepts no responsibility, and denies any liability, whatsoever, to any party that uses or relies on this drawing without AECOM's express written consent. All measurements must be obtained from the stated dimensions.

**AECOM**  
 PROJECT  
**ILI PORTFOLIO EIA  
 RED JOHN PUMPED  
 STORAGE HYDRO**

CLIENT  
**ILI (Highlands PSH)  
 Ltd.**

CONSULTANT  
 AECOM  
 1 Tanfield  
 EDINBURGH, EH3 5DA  
 +44 (0) 131 301 8600 tel  
 +44 (0) 131 301 8699 fax  
 www.aecom.com

- NOTES**
- ALL WORKS TO BE EXECUTED IN ACCORDANCE WITH THE SPECIFICATION FOR HIGHWAY WORKS - THE MANUAL OF CONTRACT DOCUMENTS FOR HIGHWAY WORKS, DESIGN MANUAL FOR ROADS AND BRIDGES, TRAFFIC SIGNS MANUAL AND LOCAL COUNCIL GUIDELINES.
  - ALL DIMENSIONS ARE IN MILLIMETRES UNLESS STATED OTHERWISE. ALL LEVELS ARE IN METRES AND RELATE TO ORDANCE DATUM.
  - DO NOT SCALE FROM ANY DRAWING. WORK TO FIGURED DIMENSIONS ONLY. ANY DISCREPANCIES IN DIMENSION ARE TO BE REFERRED TO THE DESIGNER BEFORE WORK IS PUT TO HAND.
  - ALL DIMENSIONS AND LEVELS ARE TO BE CHECKED ON SITE BY THE CONTRACTOR PRIOR TO PREPARING ANY WORKING DRAWINGS OR COMMENCING ON SITE.
  - ALL WORKS BY THE CONTRACTOR MUST BE CARRIED OUT IN SUCH A WAY THAT ALL REQUIREMENTS UNDER THE HEALTH AND SAFETY AT WORK ACT ARE SATISFIED.
  - ALL WORK IS TO BE CARRIED OUT IN COMPLIANCE WITH THE REQUIREMENTS OF THE STATUTORY AUTHORITIES AND CONSTRUCTION DESIGN AND MANAGEMENT REGULATIONS.
  - DRAWING BASE RECEIVED FROM EMAPSITE. AECOM CANNOT GUARANTEE THEIR ACCURACY. CONTRACTOR TO SATISFY THEMSELVES AS TO THE ACCURACY OF SUCH INFORMATION.

**ISSUE/REVISION**

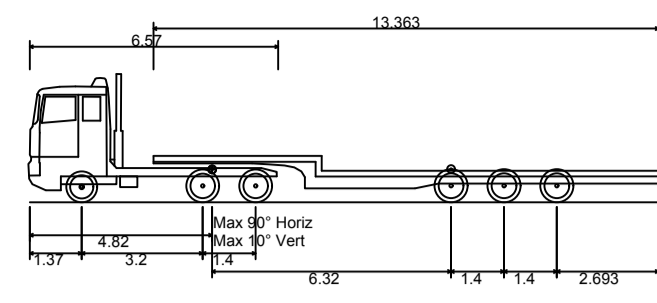
I/R	DATE	DESCRIPTION

**KEY PLAN**

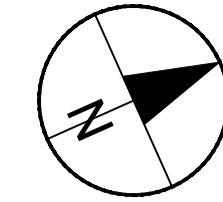
PROJECT NUMBER  
 60570241  
 SHEET TITLE  
 B851 TO B862  
 SPA LOW LOADER CAT 374FL  
 SHEET 3 OF 17  
 SHEET NUMBER  
 60570241-SKE-C-0221

Filename: F:\PROJECTS\DEVELOPMENT - RED JOHN PSH EIA\03 EXECUTION\04 CAD\25-SKETCHES\60570241-SKE-C-0219\TO0235.DWG  
 Last saved by: SWANSONAJ Last Potted: 2018-10-11

ISO A1 594mm x 841mm  
 Approved: \_\_\_\_\_  
 Checked: \_\_\_\_\_  
 Designer: \_\_\_\_\_  
 Project Management Initials: \_\_\_\_\_



Low Loader with CAT 374FL  
 Overall Length 16.633m  
 Overall Width 2.500m  
 Overall Body Height 3.395m  
 Min Body Ground Clearance 0.323m  
 Max Track Width 2.500m  
 Lock to lock time 6.00s  
 Kerb to Kerb Turning Radius 6.790m



# AECOM

**PROJECT**  
 ILI PORTFOLIO EIA  
 RED JOHN PUMPED  
 STORAGE HYDRO

**CLIENT**  
 ILI (Highlands PSH)  
 Ltd.

**CONSULTANT**  
 AECOM  
 1 Tanfield  
 EDINBURGH, EH3 5DA  
 +44 (0) 131 301 8600 tel  
 +44 (0) 131 301 8699 fax  
 www.aecom.com

- NOTES**
1. ALL WORKS TO BE EXECUTED IN ACCORDANCE WITH THE SPECIFICATION FOR HIGHWAY WORKS - THE MANUAL OF CONTRACT DOCUMENTS FOR HIGHWAY WORKS, DESIGN MANUAL FOR ROADS AND BRIDGES, TRAFFIC SIGNS MANUAL AND LOCAL COUNCIL GUIDELINES.
  2. ALL DIMENSIONS ARE IN MILLIMETRES UNLESS STATED OTHERWISE. ALL LEVELS ARE IN METRES AND RELATE TO ORDNANCE DATUM.
  3. DO NOT SCALE FROM ANY DRAWING. WORK TO FIGURED DIMENSIONS ONLY. ANY DISCREPANCIES IN DIMENSION ARE TO BE REFERRED TO THE DESIGNER BEFORE WORK IS PUT TO HAND.
  4. ALL DIMENSIONS AND LEVELS ARE TO BE CHECKED ON SITE BY THE CONTRACTOR PRIOR TO PREPARING ANY WORKING DRAWINGS OR COMMENCING ON SITE.
  5. ALL WORKS BY THE CONTRACTOR MUST BE CARRIED OUT IN SUCH A WAY THAT ALL REQUIREMENTS UNDER THE HEALTH AND SAFETY AT WORK ACT ARE SATISFIED.
  6. ALL WORK IS TO BE CARRIED OUT IN COMPLIANCE WITH THE REQUIREMENTS OF THE STATUTORY AUTHORITIES AND CONSTRUCTION DESIGN AND MANAGEMENT REGULATIONS.
  7. DRAWING BASE RECEIVED FROM EMAPSITE. AECOM CANNOT GUARANTEE THEIR ACCURACY. CONTRACTOR TO SATISFY THEMSELVES AS TO THE ACCURACY OF SUCH INFORMATION.

**ISSUE/REVISION**

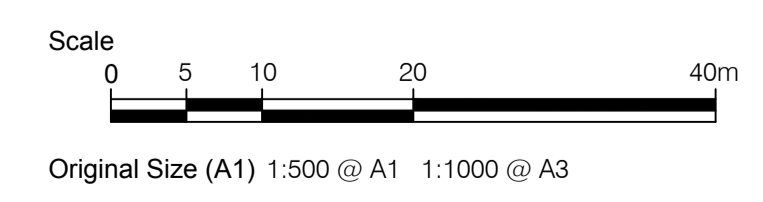
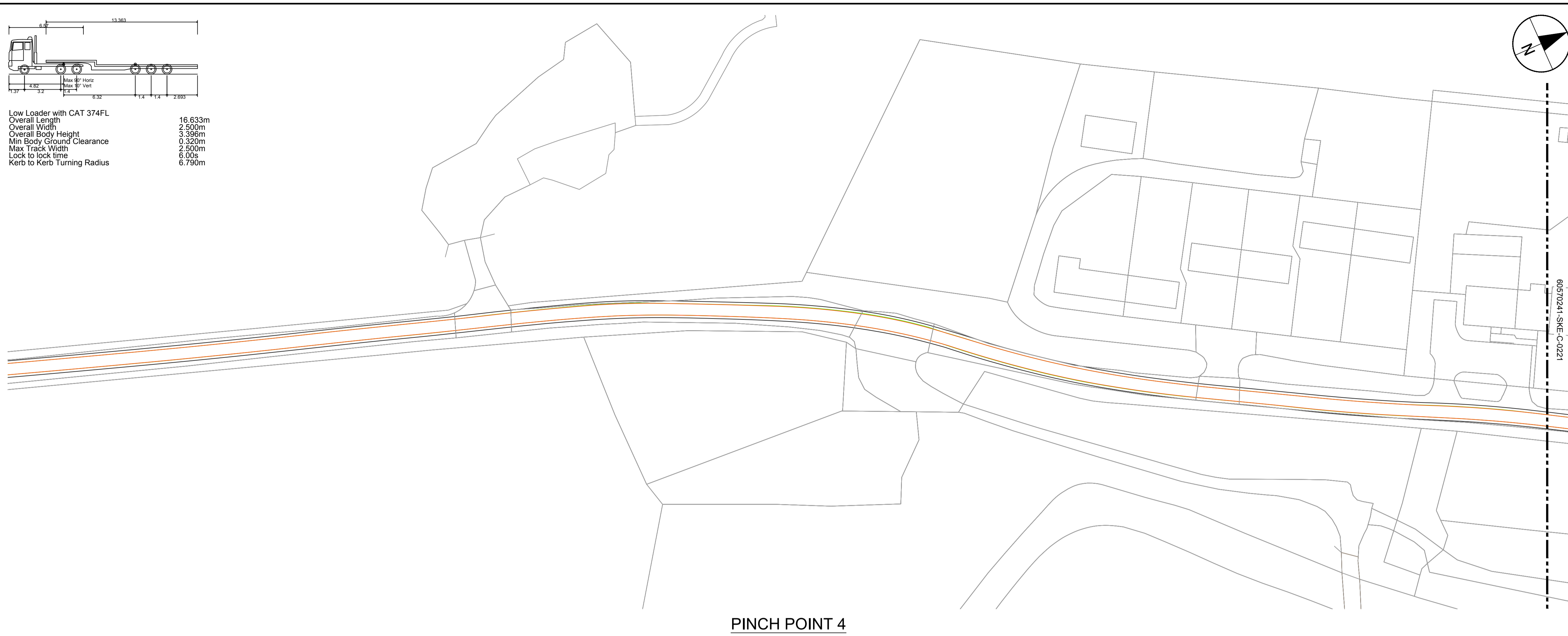
I/R	DATE	DESCRIPTION

**KEY PLAN**

**PROJECT NUMBER**  
 60570241

**SHEET TITLE**  
 B851 TO B862  
 SPA LOW LOADER CAT 374FL  
 SHEET 4 OF 17

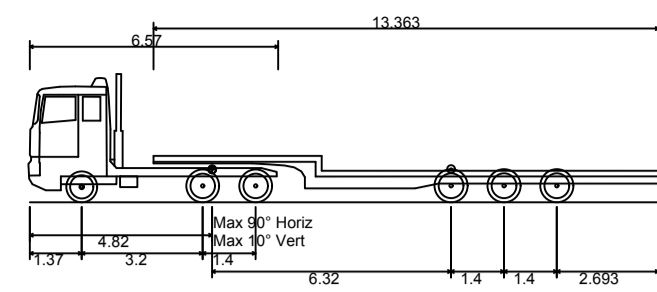
**SHEET NUMBER**  
 60570241-SKE-C-0222



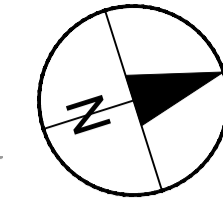
Filename: F:\PROJECTS\DEVELOPMENT - RED JOHN PSH EIA\03 EXECUTION\04 CAD\25-SKETCHES\60570241-SKE-C-0219\TO0235.DWG  
 Last saved by: SWANSONA Last Plotter: 2018-10-11

This drawing has been prepared for the use of AECOM's client. It may not be used, modified, reproduced or relied upon by third parties, except as agreed by AECOM or as required by law. AECOM accepts no responsibility, and denies any liability, whatsoever, to any party that uses or relies on this drawing without AECOM's express written consent. All measurements must be obtained from the stated dimensions.

ISO A1 594mm x 841mm  
 Approved: \_\_\_\_\_  
 Checked: \_\_\_\_\_  
 Designer: \_\_\_\_\_  
 Project Management Initials: \_\_\_\_\_



Low Loader with CAT 374FL  
 Overall Length 16.633m  
 Overall Width 2.500m  
 Overall Body Height 3.395m  
 Min Body Ground Clearance 0.323m  
 Max Track Width 2.500m  
 Lock to lock time 6.00s  
 Kerb to Kerb Turning Radius 6.790m



# AECOM

**PROJECT**  
 ILI PORTFOLIO EIA  
 RED JOHN PUMPED  
 STORAGE HYDRO

**CLIENT**  
 ILI (Highlands PSH)  
 Ltd.

**CONSULTANT**  
 AECOM  
 1 Tanfield  
 EDINBURGH, EH3 5DA  
 +44 (0) 131 301 8600 tel  
 +44 (0) 131 301 8699 fax  
 www.aecom.com

- NOTES**
- ALL WORKS TO BE EXECUTED IN ACCORDANCE WITH THE SPECIFICATION FOR HIGHWAY WORKS - THE MANUAL OF CONTRACT DOCUMENTS FOR HIGHWAY WORKS, DESIGN MANUAL FOR ROADS AND BRIDGES, TRAFFIC SIGNS MANUAL AND LOCAL COUNCIL GUIDELINES.
  - ALL DIMENSIONS ARE IN MILLIMETRES UNLESS STATED OTHERWISE. ALL LEVELS ARE IN METRES AND RELATE TO ORDNANCE DATUM.
  - DO NOT SCALE FROM ANY DRAWING. WORK TO FIGURED DIMENSIONS ONLY. ANY DISCREPANCIES IN DIMENSION ARE TO BE REFERRED TO THE DESIGNER BEFORE WORK IS PUT TO HAND.
  - ALL DIMENSIONS AND LEVELS ARE TO BE CHECKED ON SITE BY THE CONTRACTOR PRIOR TO PREPARING ANY WORKING DRAWINGS OR COMMENCING ON SITE.
  - ALL WORKS BY THE CONTRACTOR MUST BE CARRIED OUT IN SUCH A WAY THAT ALL REQUIREMENTS UNDER THE HEALTH AND SAFETY AT WORK ACT ARE SATISFIED.
  - ALL WORK IS TO BE CARRIED OUT IN COMPLIANCE WITH THE REQUIREMENTS OF THE STATUTORY AUTHORITIES AND CONSTRUCTION DESIGN AND MANAGEMENT REGULATIONS.
  - DRAWING BASE RECEIVED FROM EMAPSITE. AECOM CANNOT GUARANTEE THEIR ACCURACY. CONTRACTOR TO SATISFY THEMSELVES AS TO THE ACCURACY OF SUCH INFORMATION.

**ISSUE/REVISION**

I/R	DATE	DESCRIPTION

**KEY PLAN**

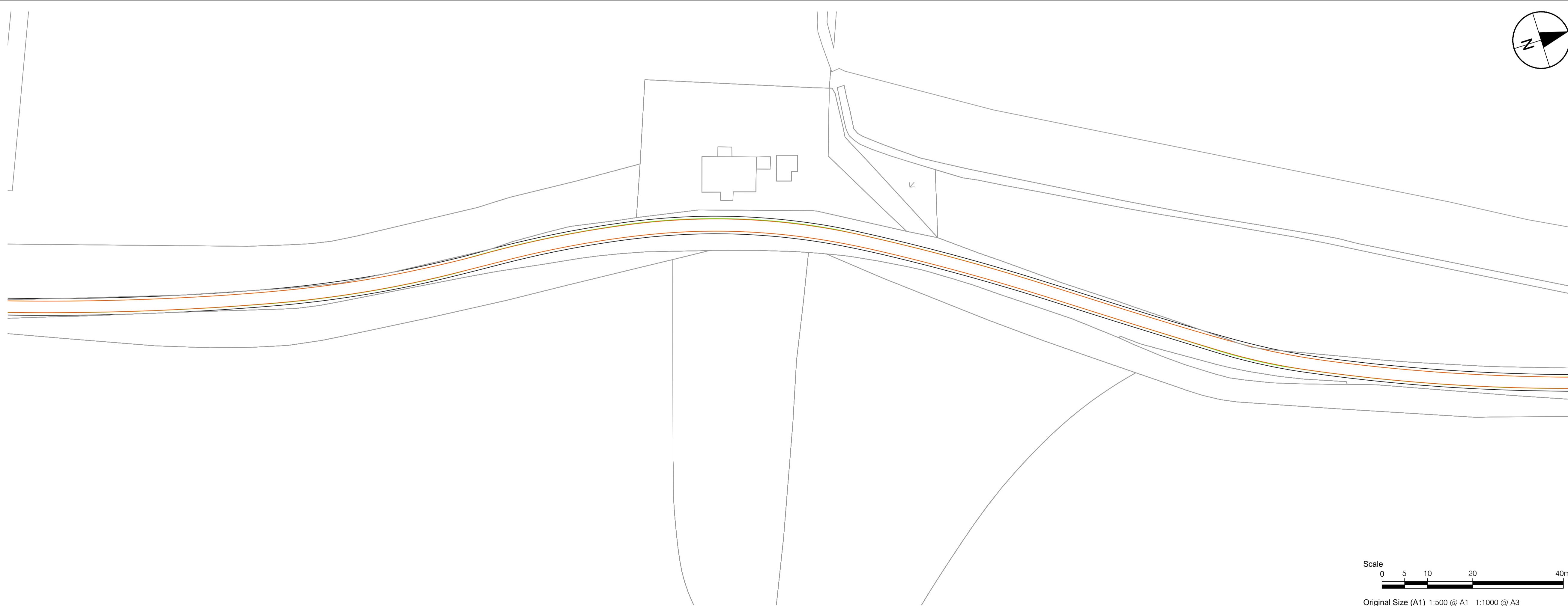
**PROJECT NUMBER**  
 60570241

**SHEET TITLE**  
 B851 TO B862  
 SPA LOW LOADER CAT 374FL  
 SHEET 5 OF 17

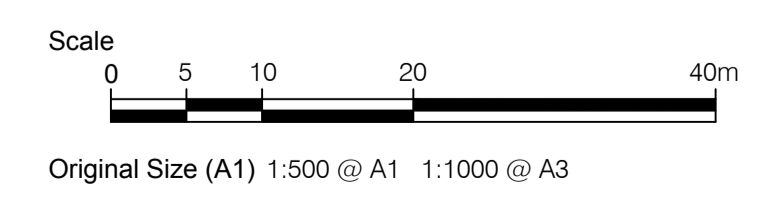
**SHEET NUMBER**  
 60570241-SKE-C-0223



**PINCH POINT 5**



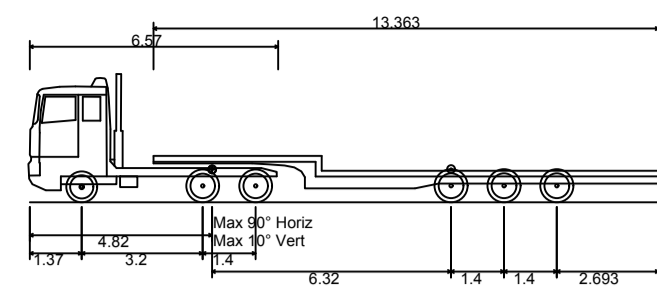
**PINCH POINT 6**



Filename: F:\PROJECTS\DEVELOPMENT - RED JOHN PSH EIA\03 EXECUTION\04 CAD\25-SKETCHES\60570241-SKE-C-0219\TO0235.DWG  
 Last saved by: SWANSONA\J Last Potted: 2016-10-11

This drawing has been prepared for the use of AECOM's client. It may not be used, modified, reproduced or relied upon by third parties, except as agreed by AECOM or as required by law. AECOM accepts no responsibility, and denies any liability, whatsoever, to any party that uses or relies on this drawing without AECOM's express written consent. All measurements must be obtained from the stated dimensions.





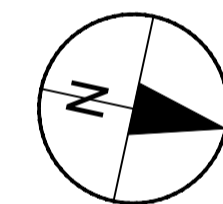
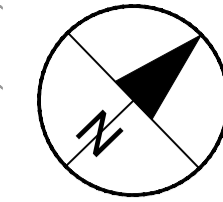
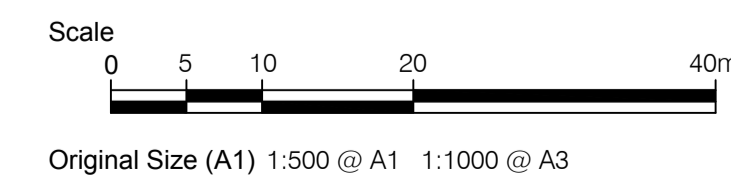
Low Loader with CAT 374FL  
 Overall Length 16.633m  
 Overall Width 2.500m  
 Overall Body Height 3.395m  
 Min Body Ground Clearance 0.323m  
 Max Track Width 2.500m  
 Lock to lock time 6.00s  
 Kerb to Kerb Turning Radius 6.790m



PINCH POINT 7



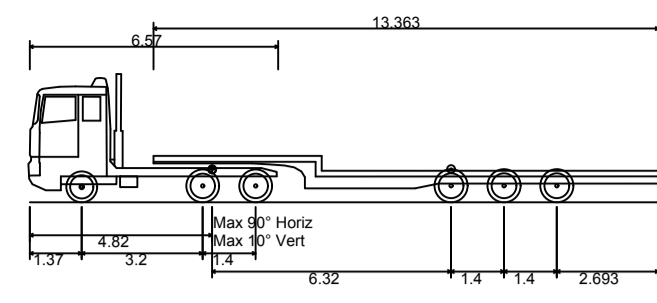
PINCH POINT 7



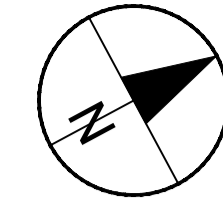
1. ALL WORKS TO BE EXECUTED IN ACCORDANCE WITH THE SPECIFICATION FOR HIGHWAY WORKS - THE MANUAL OF CONTRACT DOCUMENTS FOR HIGHWAY WORKS, DESIGN MANUAL FOR ROADS AND BRIDGES, TRAFFIC SIGNS MANUAL AND LOCAL COUNCIL GUIDELINES.
2. ALL DIMENSIONS ARE IN MILLIMETRES UNLESS STATED OTHERWISE. ALL LEVELS ARE IN METRES AND RELATE TO ORDNANCE DATUM.
3. DO NOT SCALE FROM ANY DRAWING. WORK TO FIGURED DIMENSIONS ONLY. ANY DISCREPANCIES IN DIMENSION ARE TO BE REFERRED TO THE DESIGNER BEFORE WORK IS PUT TO HAND.
4. ALL DIMENSIONS AND LEVELS ARE TO BE CHECKED ON SITE BY THE CONTRACTOR PRIOR TO PREPARING ANY WORKING DRAWINGS OR COMMENCING ON SITE.
5. ALL WORKS BY THE CONTRACTOR MUST BE CARRIED OUT IN SUCH A WAY THAT ALL REQUIREMENTS UNDER THE HEALTH AND SAFETY AT WORK ACT ARE SATISFIED.
6. ALL WORK IS TO BE CARRIED OUT IN COMPLIANCE WITH THE REQUIREMENTS OF THE STATUTORY AUTHORITIES AND CONSTRUCTION DESIGN AND MANAGEMENT REGULATIONS.
7. DRAWING BASE RECEIVED FROM EMAPSITE. AECOM CANNOT GUARANTEE THEIR ACCURACY. CONTRACTOR TO SATISFY THEMSELVES AS TO THE ACCURACY OF SUCH INFORMATION.

I/R	DATE	DESCRIPTION

This drawing has been prepared for the use of AECOM's client. It may not be used, modified, reproduced or relied upon by third parties, except as agreed by AECOM or as required by law. AECOM accepts no responsibility, and denies any liability, whatsoever, to any party that uses or relies on this drawing without AECOM's express written consent. All measurements must be obtained from the stated dimensions.



Low Loader with CAT 374FL  
 Overall Length 16.633m  
 Overall Width 2.500m  
 Overall Body Height 3.395m  
 Min Body Ground Clearance 0.320m  
 Max Track Width 2.500m  
 Lock to lock time 6.00s  
 Kerb to Kerb Turning Radius 6.790m



**PROJECT**

ILI PORTFOLIO EIA  
 RED JOHN PUMPED  
 STORAGE HYDRO

**CLIENT**

ILI (Highlands PSH)  
 Ltd.

**CONSULTANT**

AECOM  
 1 Tanfield  
 EDINBURGH, EH3 5DA  
 +44 (0) 131 301 8600 tel  
 +44 (0) 131 301 8699 fax  
 www.aecom.com

**NOTES**

- ALL WORKS TO BE EXECUTED IN ACCORDANCE WITH THE SPECIFICATION FOR HIGHWAY WORKS - THE MANUAL OF CONTRACT DOCUMENTS FOR HIGHWAY WORKS, DESIGN MANUAL FOR ROADS AND BRIDGES, TRAFFIC SIGNS MANUAL AND LOCAL COUNCIL GUIDELINES.
- ALL DIMENSIONS ARE IN MILLIMETRES UNLESS STATED OTHERWISE. ALL LEVELS ARE IN METRES AND RELATE TO ORDNANCE DATUM.
- DO NOT SCALE FROM ANY DRAWING. WORK TO FIGURED DIMENSIONS ONLY. ANY DISCREPANCIES IN DIMENSION ARE TO BE REFERRED TO THE DESIGNER BEFORE WORK IS PUT TO HAND.
- ALL DIMENSIONS AND LEVELS ARE TO BE CHECKED ON SITE BY THE CONTRACTOR PRIOR TO PREPARING ANY WORKING DRAWINGS OR COMMENCING ON SITE.
- ALL WORKS BY THE CONTRACTOR MUST BE CARRIED OUT IN SUCH A WAY THAT ALL REQUIREMENTS UNDER THE HEALTH AND SAFETY AT WORK ACT ARE SATISFIED.
- ALL WORK IS TO BE CARRIED OUT IN COMPLIANCE WITH THE REQUIREMENTS OF THE STATUTORY AUTHORITIES AND CONSTRUCTION DESIGN AND MANAGEMENT REGULATIONS.
- DRAWING BASE RECEIVED FROM EMAPSITE. AECOM CANNOT GUARANTEE THEIR ACCURACY. CONTRACTOR TO SATISFY THEMSELVES AS TO THE ACCURACY OF SUCH INFORMATION.

**ISSUE/REVISION**

I/R	DATE	DESCRIPTION

**KEY PLAN**

**PROJECT NUMBER**

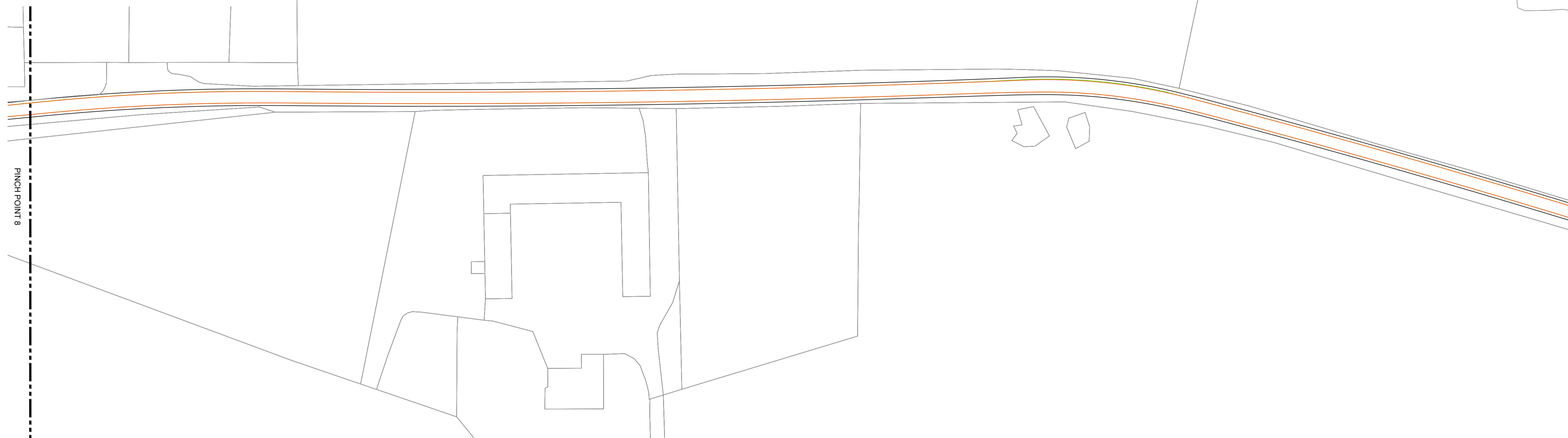
60570241

**SHEET TITLE**

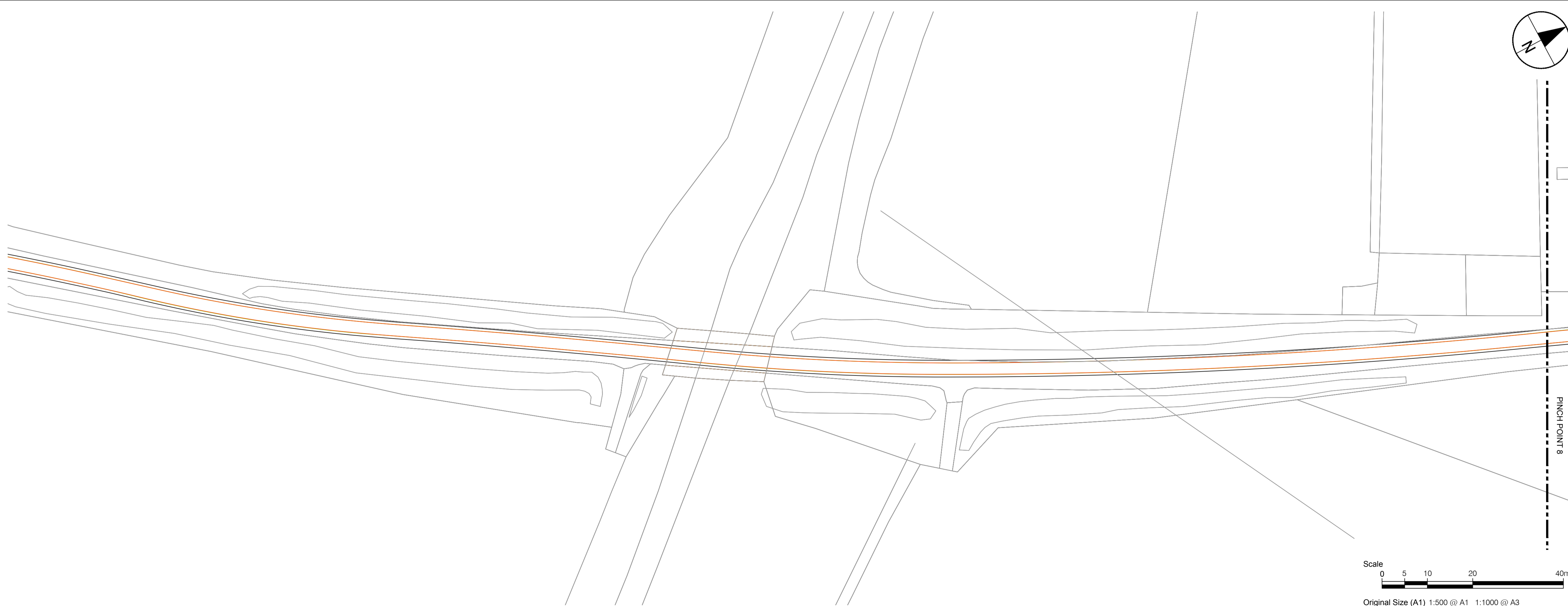
B851 TO B862  
 SPA LOW LOADER CAT 374FL  
 SHEET 7 OF 17

**SHEET NUMBER**

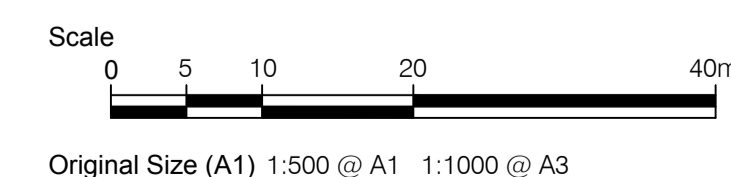
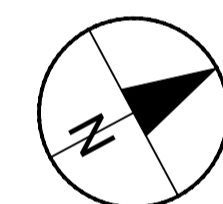
60570241-SKE-C-0225



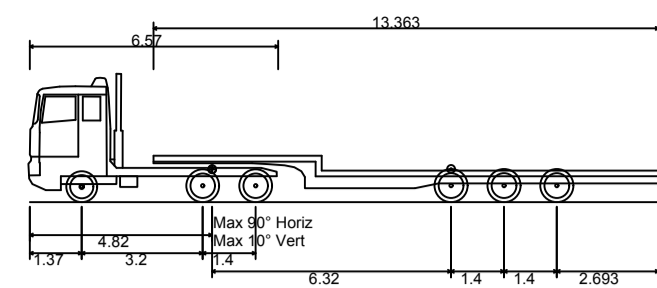
**PINCH POINT 8**



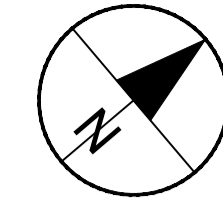
**PINCH POINT 8**



This drawing has been prepared for the use of AECOM's client. It may not be used, modified, reproduced or relied upon by third parties, except as agreed by AECOM or as required by law. AECOM accepts no responsibility, and denies any liability, whatsoever, to any party that uses or relies on this drawing without AECOM's express written consent. Do not scale this document. All measurements must be obtained from the stated dimensions.



Low Loader with CAT 374FL  
 Overall Length 16.633m  
 Overall Width 2.500m  
 Overall Body Height 3.395m  
 Min Body Ground Clearance 0.320m  
 Max Track Width 2.500m  
 Lock to lock time 6.00s  
 Kerb to Kerb Turning Radius 6.790m



**PROJECT**

**ILI PORTFOLIO EIA  
 RED JOHN PUMPED  
 STORAGE HYDRO**

**CLIENT**

**ILI (Highlands PSH)  
 Ltd.**

**CONSULTANT**

AECOM  
 1 Tanfield  
 EDINBURGH, EH3 5DA  
 +44 (0) 131 301 8600 tel  
 +44 (0) 131 301 8699 fax  
 www.aecom.com

**NOTES**

1. ALL WORKS TO BE EXECUTED IN ACCORDANCE WITH THE SPECIFICATION FOR HIGHWAY WORKS - THE MANUAL OF CONTRACT DOCUMENTS FOR HIGHWAY WORKS, DESIGN MANUAL FOR ROADS AND BRIDGES, TRAFFIC SIGNS MANUAL AND LOCAL COUNCIL GUIDELINES.
2. ALL DIMENSIONS ARE IN MILLIMETRES UNLESS STATED OTHERWISE. ALL LEVELS ARE IN METRES AND RELATE TO ORDNANCE DATUM.
3. DO NOT SCALE FROM ANY DRAWING. WORK TO FIGURED DIMENSIONS ONLY. ANY DISCREPANCIES IN DIMENSION ARE TO BE REFERRED TO THE DESIGNER BEFORE WORK IS PUT TO HAND.
4. ALL DIMENSIONS AND LEVELS ARE TO BE CHECKED ON SITE BY THE CONTRACTOR PRIOR TO PREPARING ANY WORKING DRAWINGS OR COMMENCING ON SITE.
5. ALL WORKS BY THE CONTRACTOR MUST BE CARRIED OUT IN SUCH A WAY THAT ALL REQUIREMENTS UNDER THE HEALTH AND SAFETY AT WORK ACT ARE SATISFIED.
6. ALL WORK IS TO BE CARRIED OUT IN COMPLIANCE WITH THE REQUIREMENTS OF THE STATUTORY AUTHORITIES AND CONSTRUCTION DESIGN AND MANAGEMENT REGULATIONS.
7. DRAWING BASE RECEIVED FROM EMAPSITE. AECOM CANNOT GUARANTEE THEIR ACCURACY. CONTRACTOR TO SATISFY THEMSELVES AS TO THE ACCURACY OF SUCH INFORMATION.

**ISSUE/REVISION**

I/R	DATE	DESCRIPTION

**KEY PLAN**

**PROJECT NUMBER**

60570241

**SHEET TITLE**

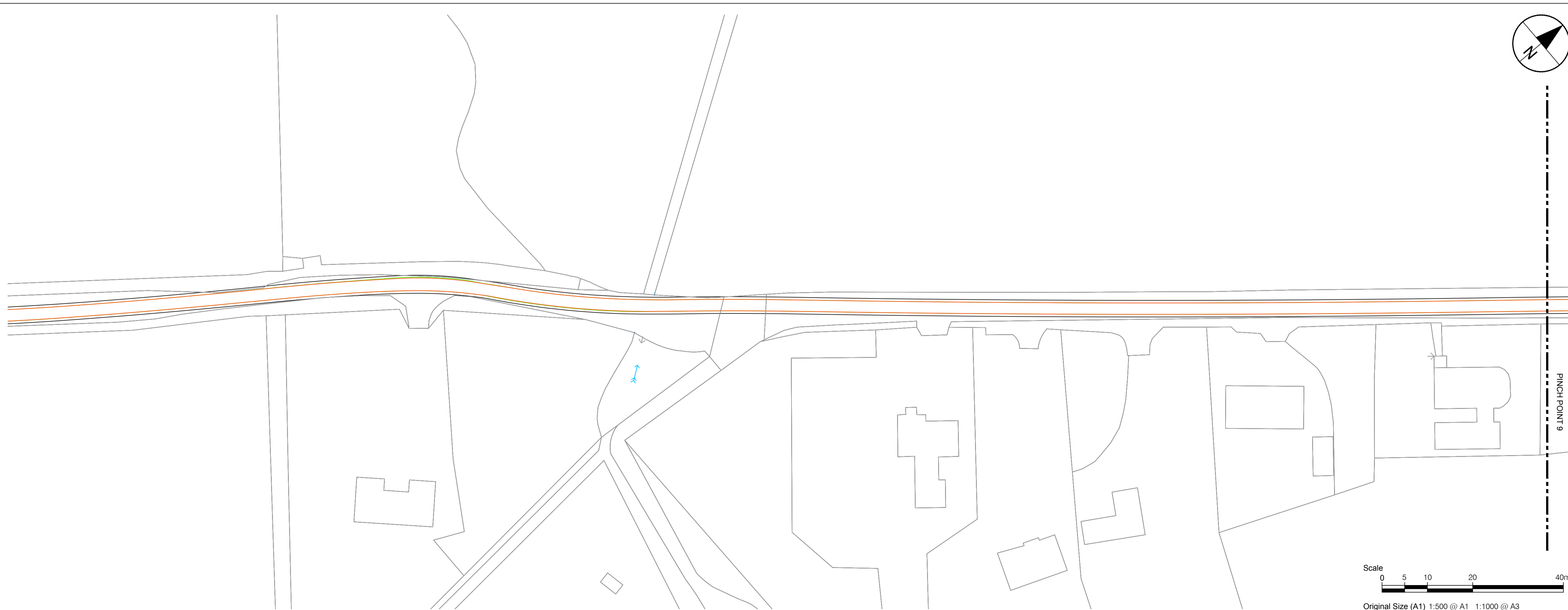
B851 TO B862  
 SPA LOW LOADER CAT 374FL  
 SHEET 8 OF 17

**SHEET NUMBER**

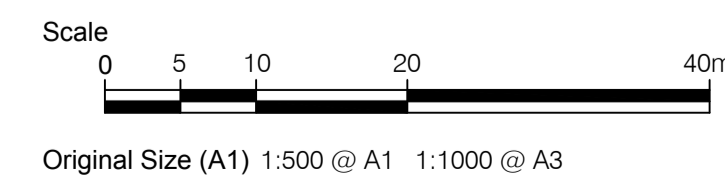
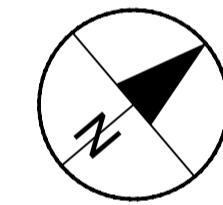
60570241-SKE-C-0226



**PINCH POINT 9**

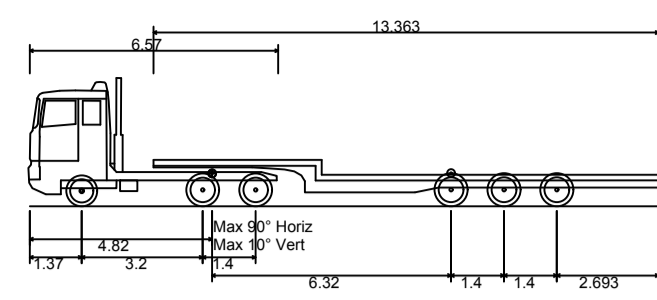


**PINCH POINT 9**

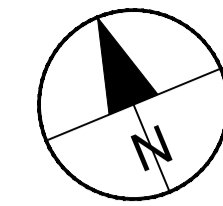


This drawing has been prepared for the use of AECOM's client. It may not be used, modified, reproduced or relied upon by third parties, except as agreed by AECOM or as required by law. AECOM accepts no responsibility, and denies any liability, whatsoever, to any party that uses or relies on this drawing without AECOM's express written consent. Do not scale this document. All measurements must be obtained from the stated dimensions.

ISO A1 594mm x 841mm  
Project Management Initials: \_\_\_\_\_  
Designer: \_\_\_\_\_  
Checked: \_\_\_\_\_  
Approved: \_\_\_\_\_



Low Loader with CAT 374FL  
Overall Length 16.633m  
Overall Width 2.500m  
Overall Body Height 3.395m  
Min Body Ground Clearance 0.320m  
Max Track Width 2.500m  
Lock to lock time 6.00s  
Kerb to Kerb Turning Radius 6.790m



# AECOM

PROJECT

## ILI PORTFOLIO EIA RED JOHN PUMPED STORAGE HYDRO

CLIENT

### ILI (Highlands PSH) Ltd.

CONSULTANT

AECOM  
1 Tanfield  
EDINBURGH, EH3 5DA  
+44 (0) 131 301 8600 tel  
+44 (0) 131 301 8699 fax  
www.aecom.com

NOTES

1. ALL WORKS TO BE EXECUTED IN ACCORDANCE WITH THE SPECIFICATION FOR HIGHWAY WORKS - THE MANUAL OF CONTRACT DOCUMENTS FOR HIGHWAY WORKS, DESIGN MANUAL FOR ROADS AND BRIDGES, TRAFFIC SIGNS MANUAL AND LOCAL COUNCIL GUIDELINES.
2. ALL DIMENSIONS ARE IN MILLIMETRES UNLESS STATED OTHERWISE. ALL LEVELS ARE IN METRES AND RELATE TO ORDANCE DATUM.
3. DO NOT SCALE FROM ANY DRAWING. WORK TO FIGURED DIMENSIONS ONLY. ANY DISCREPANCIES IN DIMENSION ARE TO BE REFERRED TO THE DESIGNER BEFORE WORK IS PUT TO HAND.
4. ALL DIMENSIONS AND LEVELS ARE TO BE CHECKED ON SITE BY THE CONTRACTOR PRIOR TO PREPARING ANY WORKING DRAWINGS OR COMMENCING ON SITE.
5. ALL WORKS BY THE CONTRACTOR MUST BE CARRIED OUT IN SUCH A WAY THAT ALL REQUIREMENTS UNDER THE HEALTH AND SAFETY AT WORK ACT ARE SATISFIED.
6. ALL WORK IS TO BE CARRIED OUT IN COMPLIANCE WITH THE REQUIREMENTS OF THE STATUTORY AUTHORITIES AND CONSTRUCTION DESIGN AND MANAGEMENT REGULATIONS.
7. DRAWING BASE RECEIVED FROM EMAPSITE. AECOM CANNOT GUARANTEE THEIR ACCURACY. CONTRACTOR TO SATISFY THEMSELVES AS TO THE ACCURACY OF SUCH INFORMATION.

ISSUE/REVISION

I/R	DATE	DESCRIPTION

KEY PLAN

PROJECT NUMBER

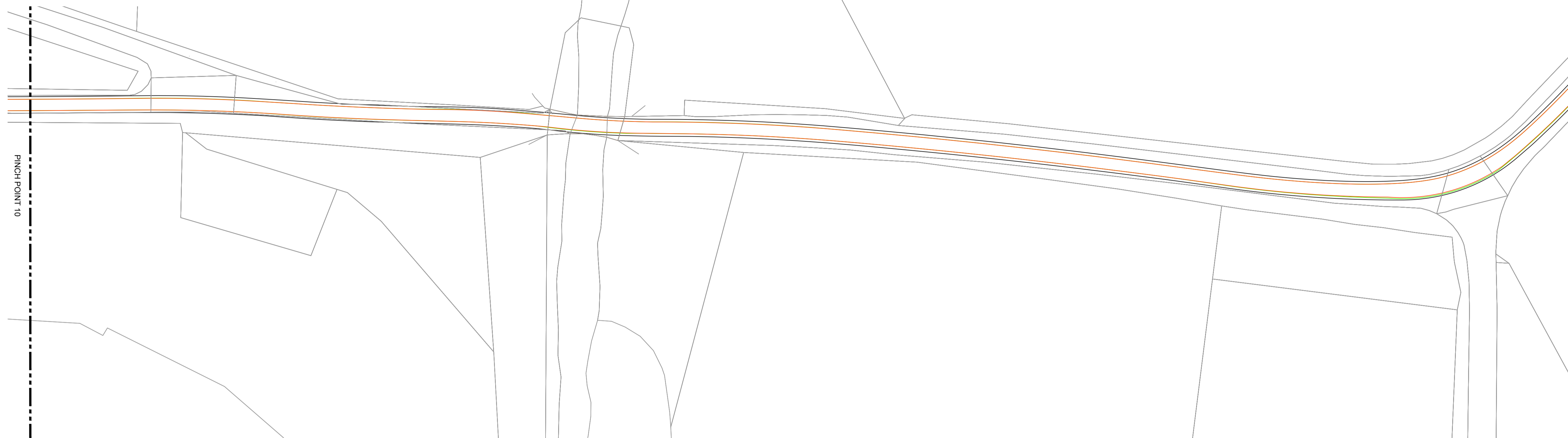
60570241

SHEET TITLE

B851 TO B862  
SPA LOW LOADER CAT 374FL  
SHEET 9 OF 17

SHEET NUMBER

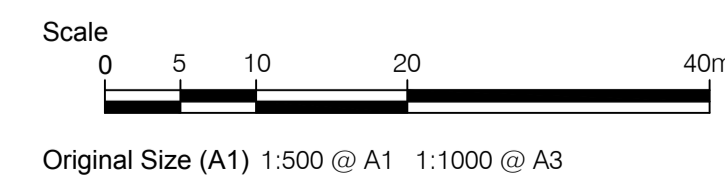
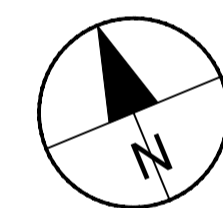
60570241-SKE-C-0227



PINCH POINT 10

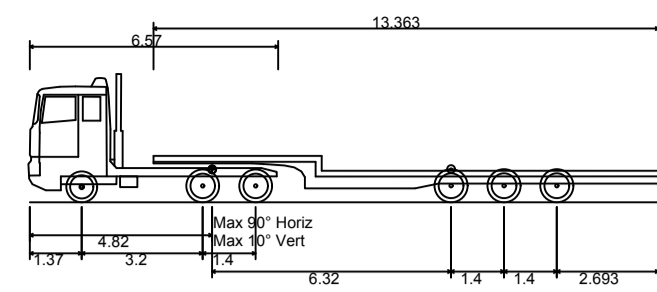


PINCH POINT 10

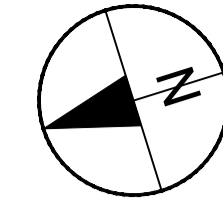


Filename: F:\PROJECTS\DEVELOPMENT - RED JOHN PSH EIA\03 EXECUTION\04 CAD\25-SKETCHES\80570241-SKE-C-0219\TO0235.DWG  
Last saved by: SWANSONAJ Last Potted: 2018-10-11

This drawing has been prepared for the use of AECOM's client. It may not be used, modified, reproduced or relied upon by third parties, except as agreed by AECOM or as required by law. AECOM accepts no responsibility, and denies any liability, whatsoever, to any party that uses or relies on this drawing without AECOM's express written consent. All measurements must be obtained from the stated dimensions.



Low Loader with CAT 374FL	16.633m
Overall Length	2.500m
Overall Width	3.395m
Overall Body Height	0.323m
Min Body Ground Clearance	2.500m
Max Track Width	6.00s
Lock to lock time	6.790m
Kerb to Kerb Turning Radius	



**PROJECT**

**ILI PORTFOLIO EIA  
RED JOHN PUMPED  
STORAGE HYDRO**

**CLIENT**

**ILI (Highlands PSH)  
Ltd.**

**CONSULTANT**

AECOM  
1 Tanfield  
EDINBURGH, EH3 5DA  
+44 (0) 131 301 8600 tel  
+44 (0) 131 301 8699 fax  
www.aecom.com

**NOTES**

1. ALL WORKS TO BE EXECUTED IN ACCORDANCE WITH THE SPECIFICATION FOR HIGHWAY WORKS - THE MANUAL OF CONTRACT DOCUMENTS FOR HIGHWAY WORKS, DESIGN MANUAL FOR ROADS AND BRIDGES, TRAFFIC SIGNS MANUAL AND LOCAL COUNCIL GUIDELINES.
2. ALL DIMENSIONS ARE IN MILLIMETRES UNLESS STATED OTHERWISE. ALL LEVELS ARE IN METRES AND RELATE TO ORDANCE DATUM.
3. DO NOT SCALE FROM ANY DRAWING. WORK TO FIGURED DIMENSIONS ONLY. ANY DISCREPANCIES IN DIMENSION ARE TO BE REFERRED TO THE DESIGNER BEFORE WORK IS PUT TO HAND.
4. ALL DIMENSIONS AND LEVELS ARE TO BE CHECKED ON SITE BY THE CONTRACTOR PRIOR TO PREPARING ANY WORKING DRAWINGS OR COMMENCING ON SITE.
5. ALL WORKS BY THE CONTRACTOR MUST BE CARRIED OUT IN SUCH A WAY THAT ALL REQUIREMENTS UNDER THE HEALTH AND SAFETY AT WORK ACT ARE SATISFIED.
6. ALL WORK IS TO BE CARRIED OUT IN COMPLIANCE WITH THE REQUIREMENTS OF THE STATUTORY AUTHORITIES AND CONSTRUCTION DESIGN AND MANAGEMENT REGULATIONS.
7. DRAWING BASE RECEIVED FROM EMAPSITE. AECOM CANNOT GUARANTEE THEIR ACCURACY. CONTRACTOR TO SATISFY THEMSELVES AS TO THE ACCURACY OF SUCH INFORMATION.

**ISSUE/REVISION**

I/R	DATE	DESCRIPTION

**KEY PLAN**

**PROJECT NUMBER**

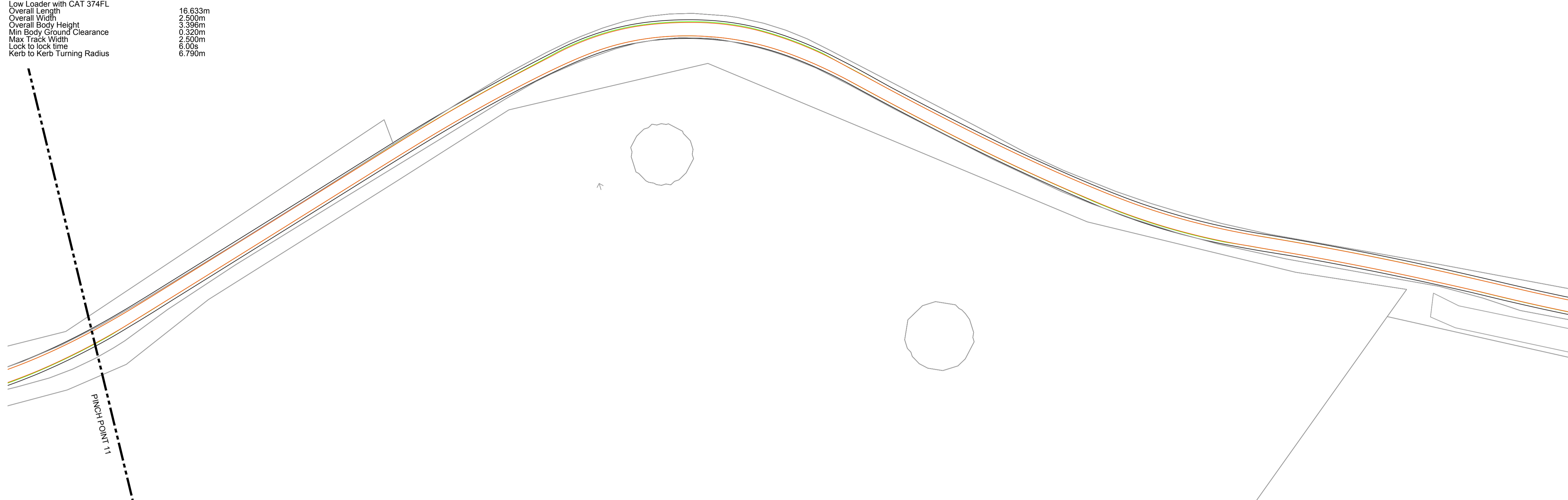
60570241

**SHEET TITLE**

B851 TO B862  
SPA LOW LOADER CAT 374FL  
SHEET 10 OF 17

**SHEET NUMBER**

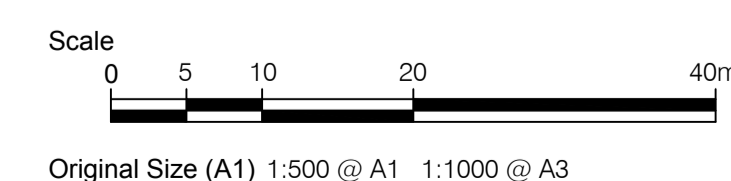
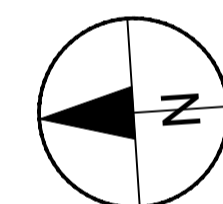
60570241-SKE-C-0228



**PINCH POINT 11**



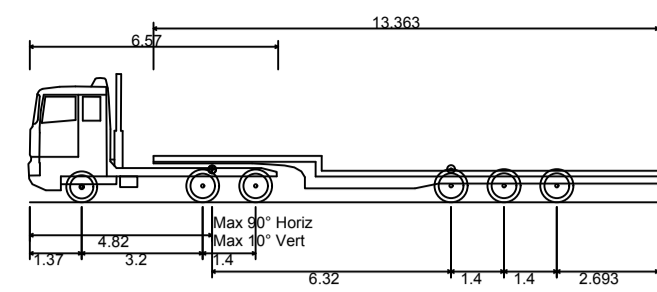
**PINCH POINT 11**



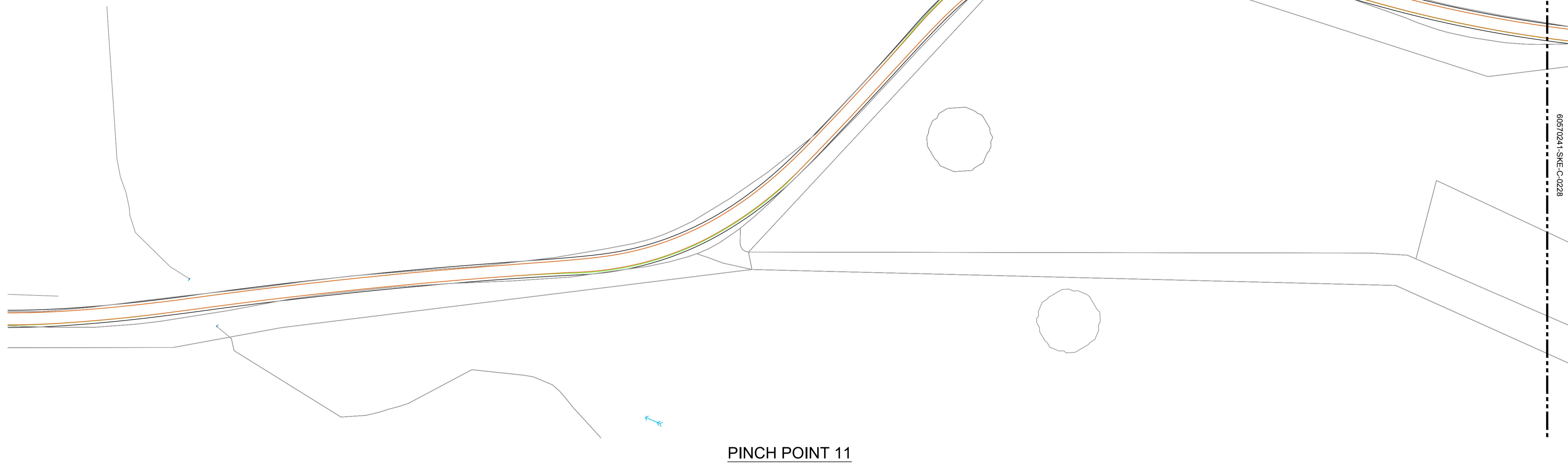
Original Size (A1) 1:500 @ A1 1:1000 @ A3

This drawing has been prepared for the use of AECOM's client. It may not be used, modified, reproduced or relied upon by third parties, except as agreed by AECOM or as required by law. AECOM accepts no responsibility, and denies any liability, whatsoever, to any party that uses or relies on this drawing without AECOM's express written consent. All measurements must be obtained from the stated dimensions.

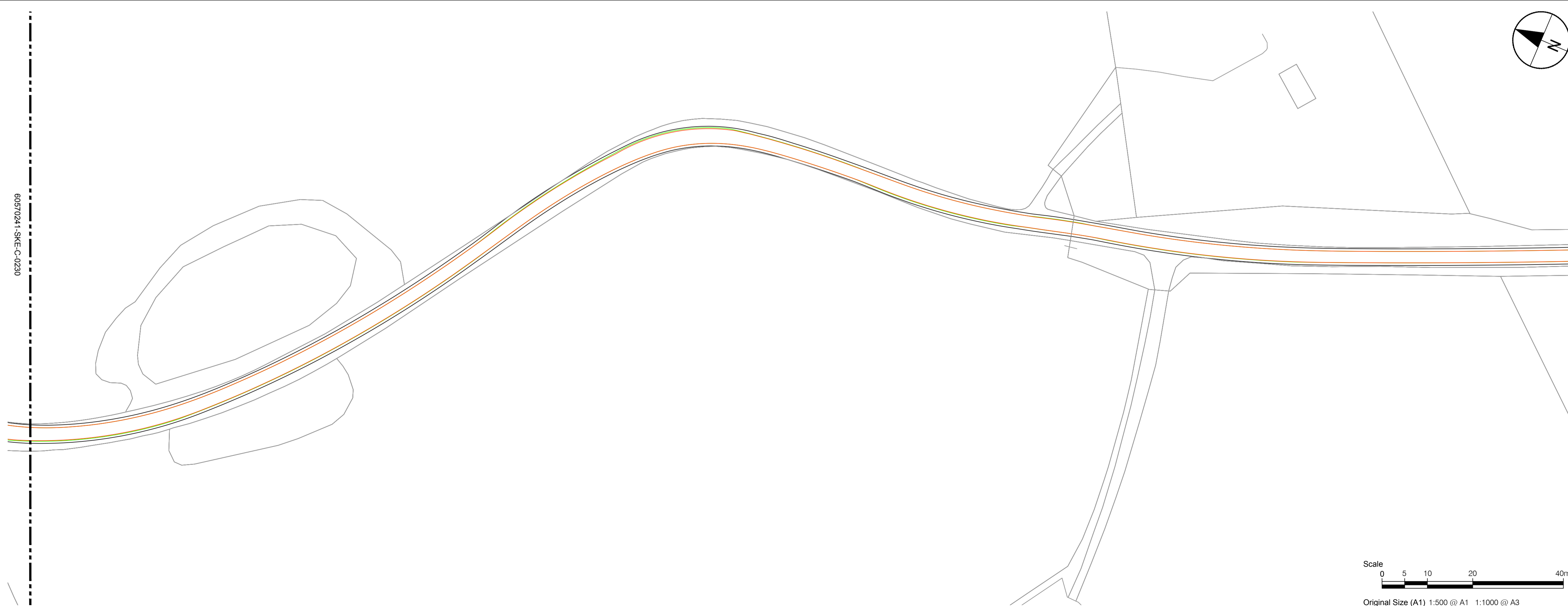
ISO A1 594mm x 841mm  
 Approved: \_\_\_\_\_  
 Checked: \_\_\_\_\_  
 Designer: \_\_\_\_\_  
 Project Management Initials: \_\_\_\_\_



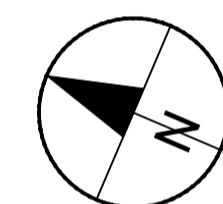
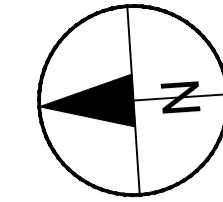
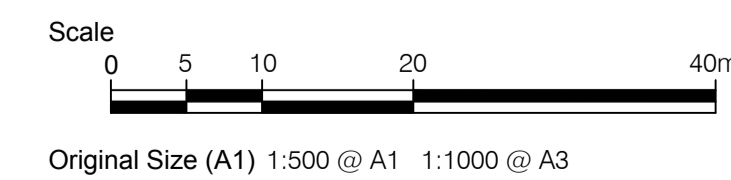
Low Loader with CAT 374FL  
 Overall Length 16.633m  
 Overall Width 2.500m  
 Overall Body Height 3.395m  
 Min Body Ground Clearance 0.323m  
 Max Track Width 2.500m  
 Lock to lock time 6.00s  
 Kerb to Kerb Turning Radius 6.790m



**PINCH POINT 11**



**PINCH POINT 12**



This drawing has been prepared for the use of AECOM's client. It may not be used, modified, reproduced or relied upon by third parties, except as agreed by AECOM or as required by law. AECOM accepts no responsibility, and denies any liability, whatsoever, to any party that uses or relies on this drawing without AECOM's express written consent. All measurements must be obtained from the stated dimensions.



**PROJECT**  
 ILI PORTFOLIO EIA  
 RED JOHN PUMPED  
 STORAGE HYDRO

**CLIENT**  
 ILI (Highlands PSH)  
 Ltd.

**CONSULTANT**  
 AECOM  
 1 Tanfield  
 EDINBURGH, EH3 5DA  
 +44 (0) 131 301 8600 tel  
 +44 (0) 131 301 8699 fax  
 www.aecom.com

- NOTES**
1. ALL WORKS TO BE EXECUTED IN ACCORDANCE WITH THE SPECIFICATION FOR HIGHWAY WORKS - THE MANUAL OF CONTRACT DOCUMENTS FOR HIGHWAY WORKS, DESIGN MANUAL FOR ROADS AND BRIDGES, TRAFFIC SIGNS MANUAL AND LOCAL COUNCIL GUIDELINES.
  2. ALL DIMENSIONS ARE IN MILLIMETRES UNLESS STATED OTHERWISE. ALL LEVELS ARE IN METRES AND RELATE TO ORDNANCE DATUM.
  3. DO NOT SCALE FROM ANY DRAWING. WORK TO FIGURED DIMENSIONS ONLY. ANY DISCREPANCIES IN DIMENSION ARE TO BE REFERRED TO THE DESIGNER BEFORE WORK IS PUT TO HAND.
  4. ALL DIMENSIONS AND LEVELS ARE TO BE CHECKED ON SITE BY THE CONTRACTOR PRIOR TO PREPARING ANY WORKING DRAWINGS OR COMMENCING ON SITE.
  5. ALL WORKS BY THE CONTRACTOR MUST BE CARRIED OUT IN SUCH A WAY THAT ALL REQUIREMENTS UNDER THE HEALTH AND SAFETY AT WORK ACT ARE SATISFIED.
  6. ALL WORK IS TO BE CARRIED OUT IN COMPLIANCE WITH THE REQUIREMENTS OF THE STATUTORY AUTHORITIES AND CONSTRUCTION DESIGN AND MANAGEMENT REGULATIONS.
  7. DRAWING BASE RECEIVED FROM EMAPSITE. AECOM CANNOT GUARANTEE THEIR ACCURACY. CONTRACTOR TO SATISFY THEMSELVES AS TO THE ACCURACY OF SUCH INFORMATION.

**ISSUE/REVISION**

I/R	DATE	DESCRIPTION

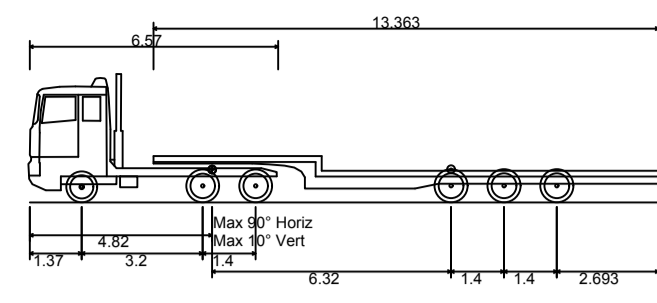
**KEY PLAN**

**PROJECT NUMBER**  
 60570241

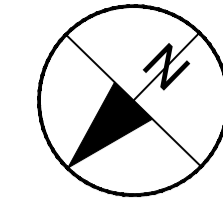
**SHEET TITLE**  
 B851 TO B862  
 SPA LOW LOADER CAT 374FL  
 SHEET 11 OF 17

**SHEET NUMBER**  
 60570241-SKE-C-0229

Filename: F:\PROJECTS\DEVELOPMENT - RED JOHN PSH EIA\03 EXECUTION\04 CAD\25-SKETCHES\60570241-SKE-C-0219TO0235.DWG  
 Last saved by: SWANSONAJ Last Potted: 2016-10-11



Low Loader with CAT 374FL  
 Overall Length 16.633m  
 Overall Width 2.500m  
 Overall Body Height 3.395m  
 Min Body Ground Clearance 0.320m  
 Max Track Width 2.500m  
 Lock to lock time 6.00s  
 Kerb to Kerb Turning Radius 6.790m



- NOTES**
1. ALL WORKS TO BE EXECUTED IN ACCORDANCE WITH THE SPECIFICATION FOR HIGHWAY WORKS - THE MANUAL OF CONTRACT DOCUMENTS FOR HIGHWAY WORKS, DESIGN MANUAL FOR ROADS AND BRIDGES, TRAFFIC SIGNS MANUAL AND LOCAL COUNCIL GUIDELINES.
  2. ALL DIMENSIONS ARE IN MILLIMETRES UNLESS STATED OTHERWISE. ALL LEVELS ARE IN METRES AND RELATE TO ORDNANCE DATUM.
  3. DO NOT SCALE FROM ANY DRAWING. WORK TO FIGURED DIMENSIONS ONLY. ANY DISCREPANCIES IN DIMENSION ARE TO BE REFERRED TO THE DESIGNER BEFORE WORK IS PUT TO HAND.
  4. ALL DIMENSIONS AND LEVELS ARE TO BE CHECKED ON SITE BY THE CONTRACTOR PRIOR TO PREPARING ANY WORKING DRAWINGS OR COMMENCING ON SITE.
  5. ALL WORKS BY THE CONTRACTOR MUST BE CARRIED OUT IN SUCH A WAY THAT ALL REQUIREMENTS UNDER THE HEALTH AND SAFETY AT WORK ACT ARE SATISFIED.
  6. ALL WORK IS TO BE CARRIED OUT IN COMPLIANCE WITH THE REQUIREMENTS OF THE STATUTORY AUTHORITIES AND CONSTRUCTION DESIGN AND MANAGEMENT REGULATIONS.
  7. DRAWING BASE RECEIVED FROM EMAPSITE. AECOM CANNOT GUARANTEE THEIR ACCURACY. CONTRACTOR TO SATISFY THEMSELVES AS TO THE ACCURACY OF SUCH INFORMATION.


**ISSUE/REVISION**

I/R	DATE	DESCRIPTION

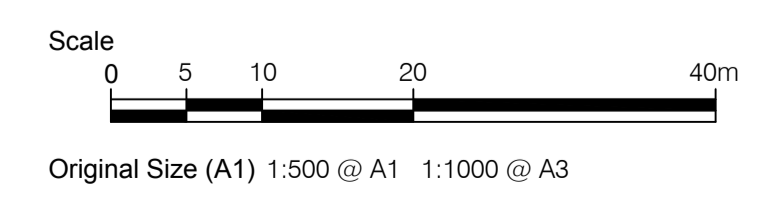
**KEY PLAN**



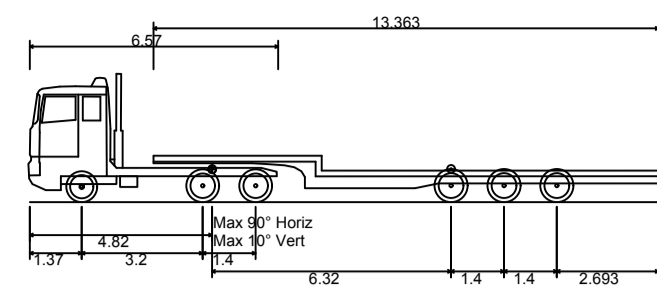
**PINCH POINT 12**



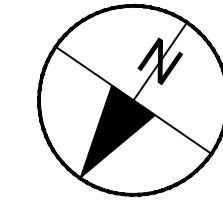
**PINCH POINT 12**



This drawing has been prepared for the use of AECOM's client. It may not be used, modified, reproduced or relied upon by third parties, except as agreed by AECOM or as required by law. AECOM accepts no responsibility, and denies any liability, whatsoever, to any party that uses or relies on this drawing without AECOM's express written consent. All measurements must be obtained from the stated dimensions.



Low Loader with CAT 374FL  
 Overall Length 16.633m  
 Overall Width 2.500m  
 Overall Body Height 0.395m  
 Min Body Ground Clearance 0.323m  
 Max Track Width 2.500m  
 Lock to lock time 6.00s  
 Kerb to Kerb Turning Radius 6.790m



**PROJECT**

**ILI PORTFOLIO EIA  
 RED JOHN PUMPED  
 STORAGE HYDRO**

**CLIENT**

**ILI (Highlands PSH)  
 Ltd.**

**CONSULTANT**

AECOM  
 1 Tanfield  
 EDINBURGH, EH3 5DA  
 +44 (0) 131 301 8600 tel  
 +44 (0) 131 301 8699 fax  
 www.aecom.com

**NOTES**

1. ALL WORKS TO BE EXECUTED IN ACCORDANCE WITH THE SPECIFICATION FOR HIGHWAY WORKS - THE MANUAL OF CONTRACT DOCUMENTS FOR HIGHWAY WORKS, DESIGN MANUAL FOR ROADS AND BRIDGES, TRAFFIC SIGNS MANUAL AND LOCAL COUNCIL GUIDELINES.
2. ALL DIMENSIONS ARE IN MILLIMETRES UNLESS STATED OTHERWISE. ALL LEVELS ARE IN METRES AND RELATE TO ORDNANCE DATUM.
3. DO NOT SCALE FROM ANY DRAWING. WORK TO FIGURED DIMENSIONS ONLY. ANY DISCREPANCIES IN DIMENSION ARE TO BE REFERRED TO THE DESIGNER BEFORE WORK IS PUT TO HAND.
4. ALL DIMENSIONS AND LEVELS ARE TO BE CHECKED ON SITE BY THE CONTRACTOR PRIOR TO PREPARING ANY WORKING DRAWINGS OR COMMENCING ON SITE.
5. ALL WORKS BY THE CONTRACTOR MUST BE CARRIED OUT IN SUCH A WAY THAT ALL REQUIREMENTS UNDER THE HEALTH AND SAFETY AT WORK ACT ARE SATISFIED.
6. ALL WORK IS TO BE CARRIED OUT IN COMPLIANCE WITH THE REQUIREMENTS OF THE STATUTORY AUTHORITIES AND CONSTRUCTION DESIGN AND MANAGEMENT REGULATIONS.
7. DRAWING BASE RECEIVED FROM EMAPSITE. AECOM CANNOT GUARANTEE THEIR ACCURACY. CONTRACTOR TO SATISFY THEMSELVES AS TO THE ACCURACY OF SUCH INFORMATION.

**ISSUE/REVISION**

I/R	DATE	DESCRIPTION

**KEY PLAN**

**PROJECT NUMBER**

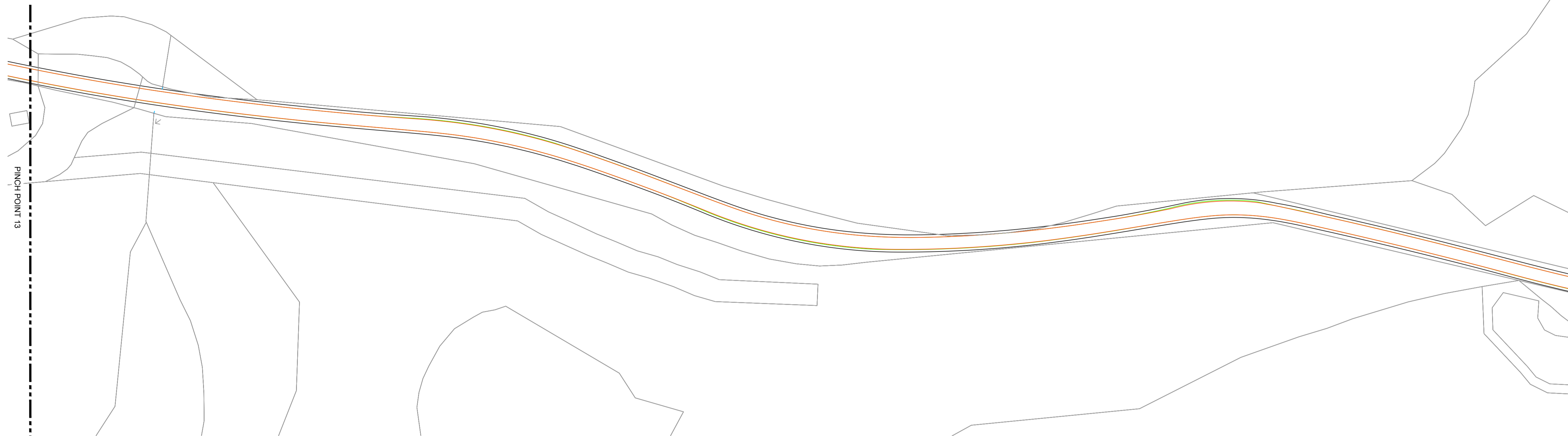
60570241

**SHEET TITLE**

B851 TO B862  
 SPA LOW LOADER CAT 374FL  
 SHEET 13 OF 17

**SHEET NUMBER**

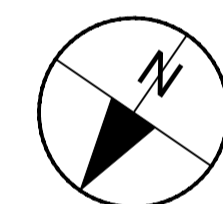
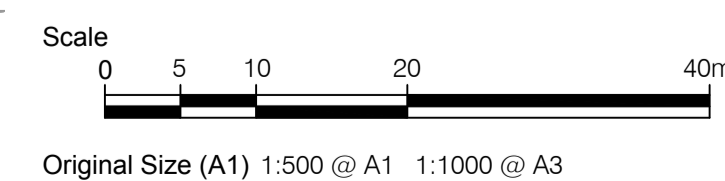
60570241-SKE-C-0231



**PINCH POINT 13**



**PINCH POINT 13**

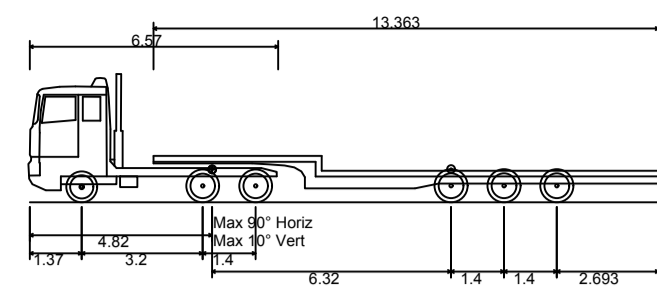


PINCH POINT 13

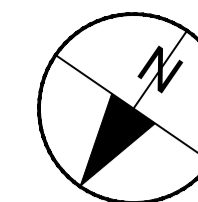
60570241-SKE-C-0232

This drawing has been prepared for the use of AECOM's client. It may not be used, modified, reproduced or relied upon by third parties, except as agreed by AECOM or as required by law. AECOM accepts no responsibility, and denies any liability, whatsoever, to any party that uses or relies on this drawing without AECOM's express written consent. All measurements must be obtained from the stated dimensions.





Low Loader with CAT 374FL  
 Overall Length 16.633m  
 Overall Width 2.500m  
 Overall Body Height 3.395m  
 Min Body Ground Clearance 0.323m  
 Max Track Width 2.500m  
 Lock to lock time 6.00s  
 Kerb to Kerb Turning Radius 6.790m



**PROJECT**

**ILI PORTFOLIO EIA  
 RED JOHN PUMPED  
 STORAGE HYDRO**

**CLIENT**

**ILI (Highlands PSH)  
 Ltd.**

**CONSULTANT**

AECOM  
 1 Tanfield  
 EDINBURGH, EH3 5DA  
 +44 (0) 131 301 8600 tel  
 +44 (0) 131 301 8699 fax  
 www.aecom.com

**NOTES**

- ALL WORKS TO BE EXECUTED IN ACCORDANCE WITH THE SPECIFICATION FOR HIGHWAY WORKS - THE MANUAL OF CONTRACT DOCUMENTS FOR HIGHWAY WORKS, DESIGN MANUAL FOR ROADS AND BRIDGES, TRAFFIC SIGNS MANUAL AND LOCAL COUNCIL GUIDELINES.
- ALL DIMENSIONS ARE IN MILLIMETRES UNLESS STATED OTHERWISE. ALL LEVELS ARE IN METRES AND RELATE TO ORDNANCE DATUM.
- DO NOT SCALE FROM ANY DRAWING. WORK TO FIGURED DIMENSIONS ONLY. ANY DISCREPANCIES IN DIMENSION ARE TO BE REFERRED TO THE DESIGNER BEFORE WORK IS PUT TO HAND.
- ALL DIMENSIONS AND LEVELS ARE TO BE CHECKED ON SITE BY THE CONTRACTOR PRIOR TO PREPARING ANY WORKING DRAWINGS OR COMMENCING ON SITE.
- ALL WORKS BY THE CONTRACTOR MUST BE CARRIED OUT IN SUCH A WAY THAT ALL REQUIREMENTS UNDER THE HEALTH AND SAFETY AT WORK ACT ARE SATISFIED.
- ALL WORK IS TO BE CARRIED OUT IN COMPLIANCE WITH THE REQUIREMENTS OF THE STATUTORY AUTHORITIES AND CONSTRUCTION DESIGN AND MANAGEMENT REGULATIONS.
- DRAWING BASE RECEIVED FROM EMAPSITE. AECOM CANNOT GUARANTEE THEIR ACCURACY. CONTRACTOR TO SATISFY THEMSELVES AS TO THE ACCURACY OF SUCH INFORMATION.

**ISSUE/REVISION**

I/R	DATE	DESCRIPTION

**KEY PLAN**

**PROJECT NUMBER**


60570241

**SHEET TITLE**


B851 TO B862  
 SPA LOW LOADER CAT 374FL  
 SHEET 14 OF 17

**SHEET NUMBER**

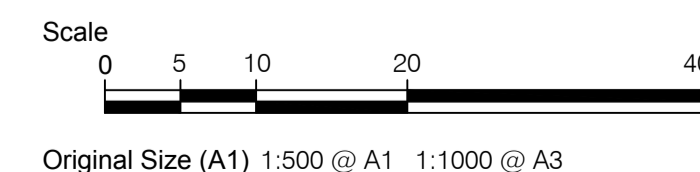
60570241-SKE-C-0232



**PINCH POINT 13**

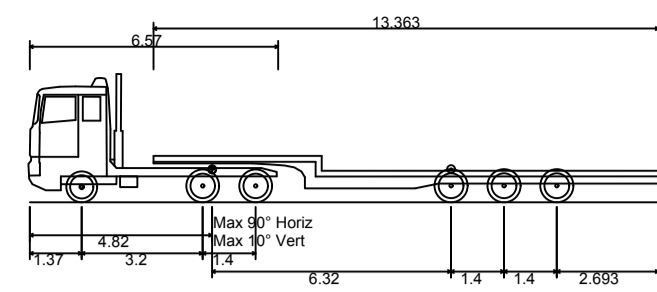


**PINCH POINT 13**




This drawing has been prepared for the use of AECOM's client. It may not be used, modified, reproduced or relied upon by third parties, except as agreed by AECOM or as required by law. AECOM accepts no responsibility, and denies any liability, whatsoever, to any party that uses or relies on this drawing without AECOM's express written consent. All measurements must be obtained from the stated dimensions.

ISO A1 594mm x 841mm  
 Approved: \_\_\_\_\_  
 Checked: \_\_\_\_\_  
 Designer: \_\_\_\_\_  
 Project Management Initials: \_\_\_\_\_




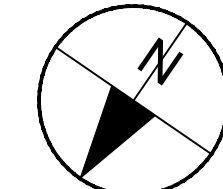
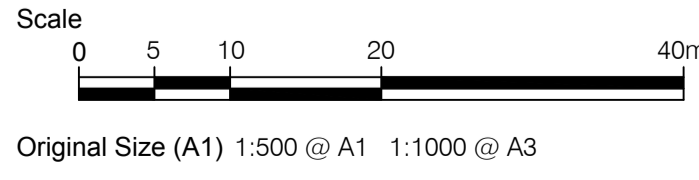
Low Loader with CAT 374FL  
 Overall Length 16.633m  
 Overall Width 2.500m  
 Overall Body Height 3.395m  
 Min Body Ground Clearance 0.320m  
 Max Track Width 2.500m  
 Lock to lock time 6.00s  
 Kerb to Kerb Turning Radius 6.790m



**PINCH POINT 13**



**PINCH POINT 14**



This drawing has been prepared for the use of AECOM's client. It may not be used, modified, reproduced or relied upon by third parties, except as agreed by AECOM or as required by law. AECOM accepts no responsibility, and denies any liability, whatsoever, to any party that uses or relies on this drawing without AECOM's express written consent. All measurements must be obtained from the stated dimensions.



**PROJECT**  
 ILI PORTFOLIO EIA  
 RED JOHN PUMPED  
 STORAGE HYDRO

**CLIENT**  
 ILI (Highlands PSH)  
 Ltd.

**CONSULTANT**  
 AECOM  
 1 Tanfield  
 EDINBURGH, EH3 5DA  
 +44 (0) 131 301 8600 tel  
 +44 (0) 131 301 8699 fax  
 www.aecom.com

- NOTES**
1. ALL WORKS TO BE EXECUTED IN ACCORDANCE WITH THE SPECIFICATION FOR HIGHWAY WORKS - THE MANUAL OF CONTRACT DOCUMENTS FOR HIGHWAY WORKS, DESIGN MANUAL FOR ROADS AND BRIDGES, TRAFFIC SIGNS MANUAL AND LOCAL COUNCIL GUIDELINES.
  2. ALL DIMENSIONS ARE IN MILLIMETRES UNLESS STATED OTHERWISE. ALL LEVELS ARE IN METRES AND RELATE TO ORDANCE DATUM.
  3. DO NOT SCALE FROM ANY DRAWING. WORK TO FIGURED DIMENSIONS ONLY. ANY DISCREPANCIES IN DIMENSION ARE TO BE REFERRED TO THE DESIGNER BEFORE WORK IS PUT TO HAND.
  4. ALL DIMENSIONS AND LEVELS ARE TO BE CHECKED ON SITE BY THE CONTRACTOR PRIOR TO PREPARING ANY WORKING DRAWINGS OR COMMENCING ON SITE.
  5. ALL WORKS BY THE CONTRACTOR MUST BE CARRIED OUT IN SUCH A WAY THAT ALL REQUIREMENTS UNDER THE HEALTH AND SAFETY AT WORK ACT ARE SATISFIED.
  6. ALL WORK IS TO BE CARRIED OUT IN COMPLIANCE WITH THE REQUIREMENTS OF THE STATUTORY AUTHORITIES AND CONSTRUCTION DESIGN AND MANAGEMENT REGULATIONS.
  7. DRAWING BASE RECEIVED FROM EMAPSITE. AECOM CANNOT GUARANTEE THEIR ACCURACY. CONTRACTOR TO SATISFY THEMSELVES AS TO THE ACCURACY OF SUCH INFORMATION.

**ISSUE/REVISION**

I/R	DATE	DESCRIPTION

**KEY PLAN**

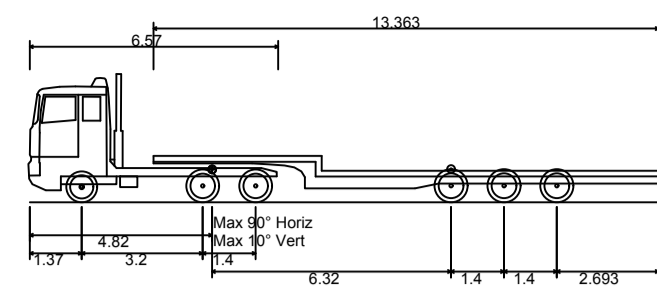
**PROJECT NUMBER**  
 60570241

**SHEET TITLE**  
 B851 TO B862  
 SPA LOW LOADER CAT 374FL  
 SHEET 15 OF 17

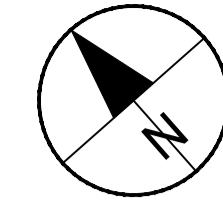
**SHEET NUMBER**  
 60570241-SKE-C-0233

Filename: F:\PROJECTS\DEVELOPMENT - RED JOHN PSH EIA\03 EXECUTION\04 CAD\25-SKETCHES\60570241-SKE-C-0219\TO0235.DWG  
 Last saved by: SWANSONAJ Last Potted: 2016-10-11

ISO A1 594mm x 841mm  
 Approved: \_\_\_\_\_  
 Checked: \_\_\_\_\_  
 Designer: \_\_\_\_\_  
 Project Management Initials: \_\_\_\_\_



Low Loader with CAT 374FL  
 Overall Length 16.633m  
 Overall Width 2.500m  
 Overall Body Height 3.395m  
 Min Body Ground Clearance 0.323m  
 Max Track Width 2.500m  
 Lock to lock time 6.00s  
 Kerb to Kerb Turning Radius 6.790m



60570241-SKE-C-0233

# AECOM

**PROJECT**  
 ILI PORTFOLIO EIA  
 RED JOHN PUMPED  
 STORAGE HYDRO

**CLIENT**  
 ILI (Highlands PSH)  
 Ltd.

**CONSULTANT**  
 AECOM  
 1 Tanfield  
 EDINBURGH, EH3 5DA  
 +44 (0) 131 301 8600 tel  
 +44 (0) 131 301 8699 fax  
 www.aecom.com

- NOTES**
1. ALL WORKS TO BE EXECUTED IN ACCORDANCE WITH THE SPECIFICATION FOR HIGHWAY WORKS - THE MANUAL OF CONTRACT DOCUMENTS FOR HIGHWAY WORKS, DESIGN MANUAL FOR ROADS AND BRIDGES, TRAFFIC SIGNS MANUAL AND LOCAL COUNCIL GUIDELINES.
  2. ALL DIMENSIONS ARE IN MILLIMETRES UNLESS STATED OTHERWISE. ALL LEVELS ARE IN METRES AND RELATE TO ORDNANCE DATUM.
  3. DO NOT SCALE FROM ANY DRAWING. WORK TO FIGURED DIMENSIONS ONLY. ANY DISCREPANCIES IN DIMENSION ARE TO BE REFERRED TO THE DESIGNER BEFORE WORK IS PUT TO HAND.
  4. ALL DIMENSIONS AND LEVELS ARE TO BE CHECKED ON SITE BY THE CONTRACTOR PRIOR TO PREPARING ANY WORKING DRAWINGS OR COMMENCING ON SITE.
  5. ALL WORKS BY THE CONTRACTOR MUST BE CARRIED OUT IN SUCH A WAY THAT ALL REQUIREMENTS UNDER THE HEALTH AND SAFETY AT WORK ACT ARE SATISFIED.
  6. ALL WORK IS TO BE CARRIED OUT IN COMPLIANCE WITH THE REQUIREMENTS OF THE STATUTORY AUTHORITIES AND CONSTRUCTION DESIGN AND MANAGEMENT REGULATIONS.
  7. DRAWING BASE RECEIVED FROM EMAPSITE. AECOM CANNOT GUARANTEE THEIR ACCURACY. CONTRACTOR TO SATISFY THEMSELVES AS TO THE ACCURACY OF SUCH INFORMATION.

**ISSUE/REVISION**

I/R	DATE	DESCRIPTION

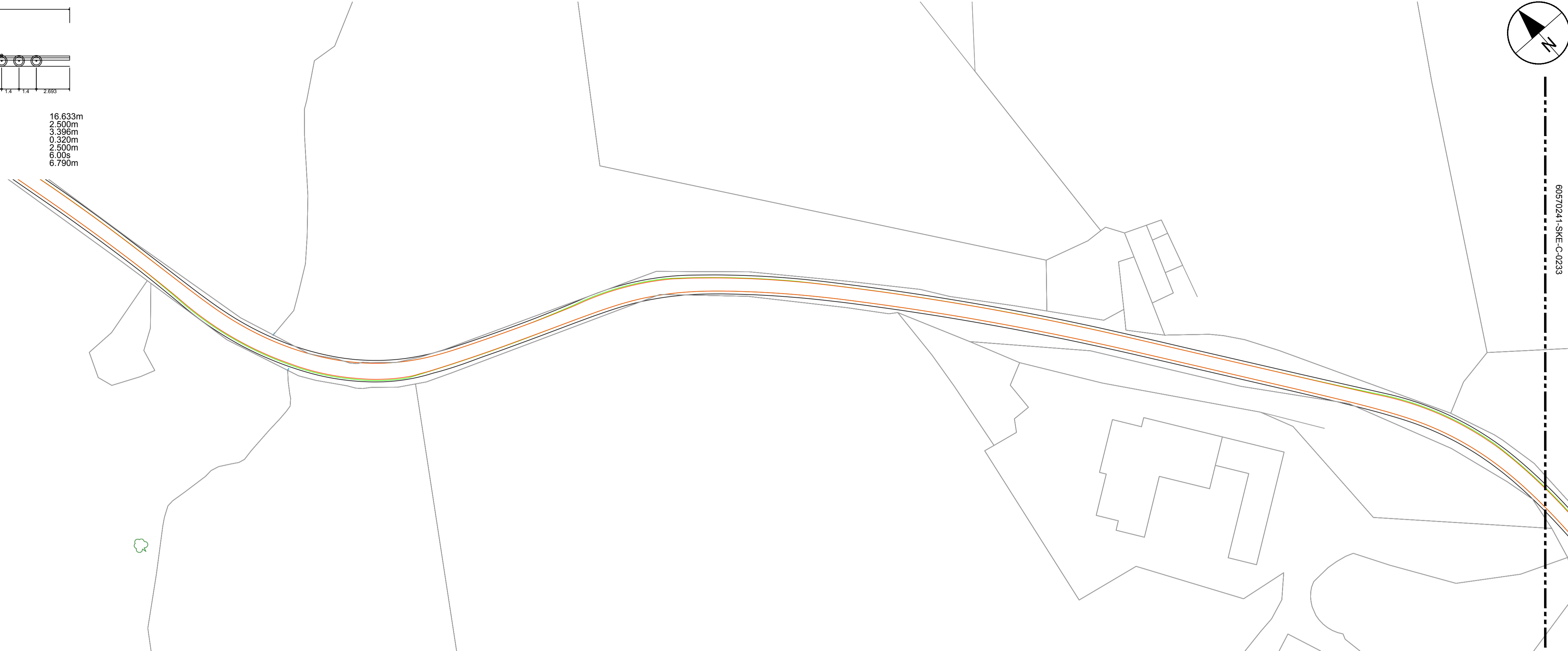
**KEY PLAN**

**PROJECT NUMBER**  
 60570241

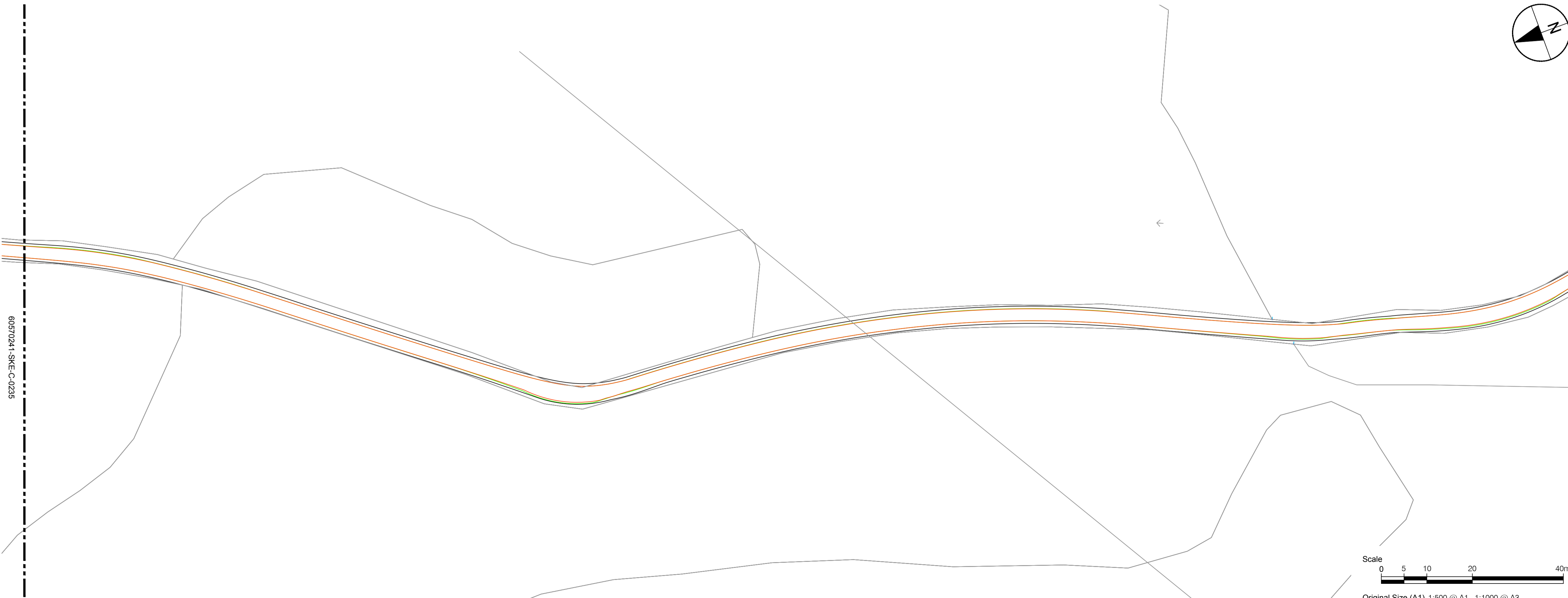
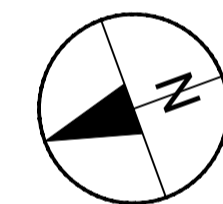
**SHEET TITLE**  
 B851 TO B862  
 SPA LOW LOADER CAT 374FL  
 SHEET 16 OF 17

**SHEET NUMBER**  
 60570241-SKE-C-0234

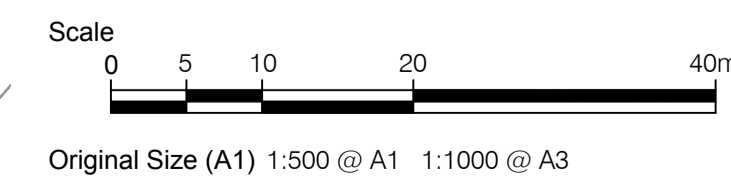
This drawing has been prepared for the use of AECOM's client. It may not be used, modified, reproduced or relied upon by third parties, except as agreed by AECOM or as required by law. AECOM accepts no responsibility, and denies any liability, whatsoever, to any party that uses or relies on this drawing without AECOM's express written consent. All measurements must be obtained from the stated dimensions.



**PINCH POINT 14**

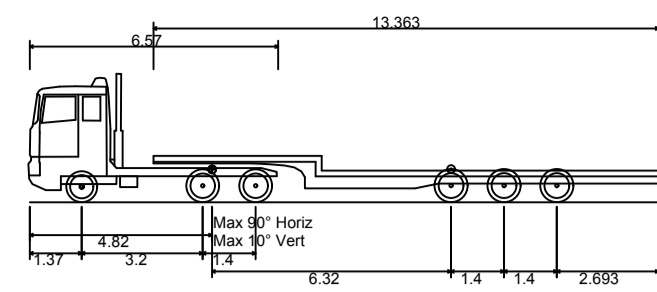


**PINCH POINT 15**

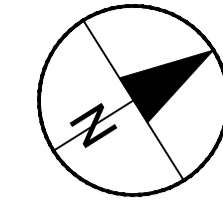


Filename: F:\PROJECTS\DEVELOPMENT - RED JOHN PSH EIA\03 EXECUTION\04 CAD\25-SKETCHES\60570241-SKE-C-0219TO0235.DWG  
 Last saved by: SWANSONAJ Last Potted: 2018-10-11

ISO A1 594mm x 841mm  
 Approved: \_\_\_\_\_  
 Checked: \_\_\_\_\_  
 Designer: \_\_\_\_\_  
 Project Management Initials: \_\_\_\_\_



Low Loader with CAT D11T  
 Overall Length 16.633m  
 Overall Width 2.500m  
 Overall Body Height 3.395m  
 Min Body Ground Clearance 0.323m  
 Max Track Width 2.500m  
 Lock to lock time 6.00s  
 Kerb to Kerb Turning Radius 6.790m



# AECOM

PROJECT

**ILI PORTFOLIO EIA  
 RED JOHN PUMPED  
 STORAGE HYDRO**

CLIENT

**ILI (Highlands PSH)  
 Ltd.**

CONSULTANT

AECOM  
 1 Tanfield  
 EDINBURGH, EH3 5DA  
 +44 (0) 131 301 8600 tel  
 +44 (0) 131 301 8699 fax  
 www.aecom.com

NOTES

1. ALL WORKS TO BE EXECUTED IN ACCORDANCE WITH THE SPECIFICATION FOR HIGHWAY WORKS - THE MANUAL OF CONTRACT DOCUMENTS FOR HIGHWAY WORKS, DESIGN MANUAL FOR ROADS AND BRIDGES, TRAFFIC SIGNS MANUAL AND LOCAL COUNCIL GUIDELINES.
2. ALL DIMENSIONS ARE IN MILLIMETRES UNLESS STATED OTHERWISE. ALL LEVELS ARE IN METRES AND RELATE TO ORDNANCE DATUM.
3. DO NOT SCALE FROM ANY DRAWING. WORK TO FIGURED DIMENSIONS ONLY. ANY DISCREPANCIES IN DIMENSION ARE TO BE REFERRED TO THE DESIGNER BEFORE WORK IS PUT TO HAND.
4. ALL DIMENSIONS AND LEVELS ARE TO BE CHECKED ON SITE BY THE CONTRACTOR PRIOR TO PREPARING ANY WORKING DRAWINGS OR COMMENCING ON SITE.
5. ALL WORKS BY THE CONTRACTOR MUST BE CARRIED OUT IN SUCH A WAY THAT ALL REQUIREMENTS UNDER THE HEALTH AND SAFETY AT WORK ACT ARE SATISFIED.
6. ALL WORK IS TO BE CARRIED OUT IN COMPLIANCE WITH THE REQUIREMENTS OF THE STATUTORY AUTHORITIES AND CONSTRUCTION DESIGN AND MANAGEMENT REGULATIONS.
7. DRAWING BASE RECEIVED FROM EMAPSITE. AECOM CANNOT GUARANTEE THEIR ACCURACY. CONTRACTOR TO SATISFY THEMSELVES AS TO THE ACCURACY OF SUCH INFORMATION.

ISSUE/REVISION

I/R	DATE	DESCRIPTION

KEY PLAN

PROJECT NUMBER

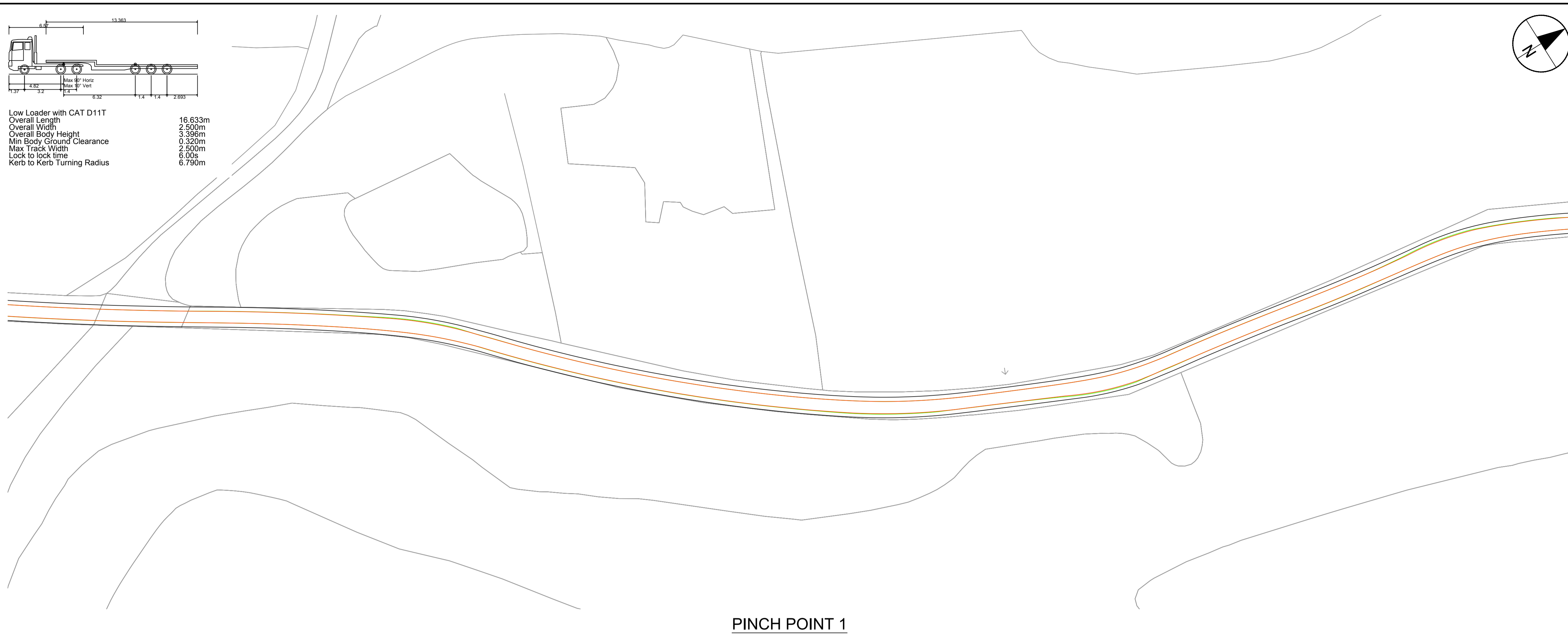
60570241

SHEET TITLE

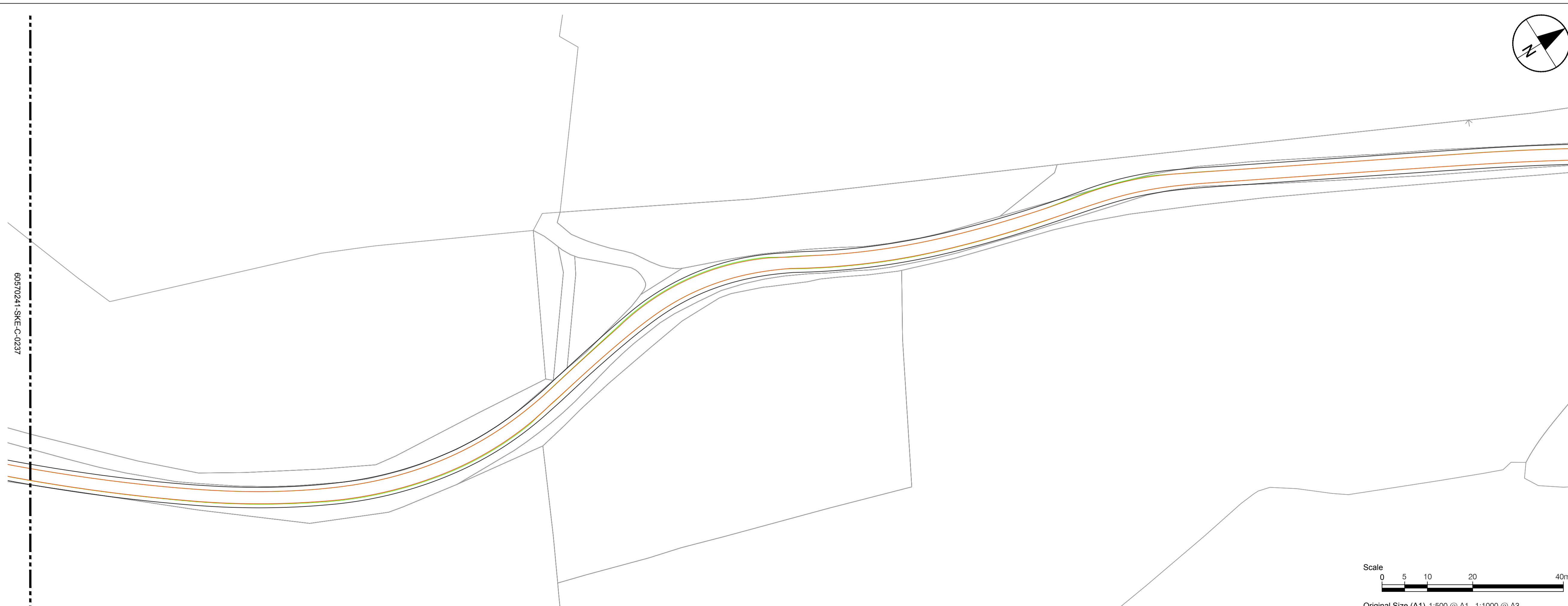
B851 TO B862  
 SPA LOW LOADER CAT D11T  
 SHEET 1 OF 17

SHEET NUMBER

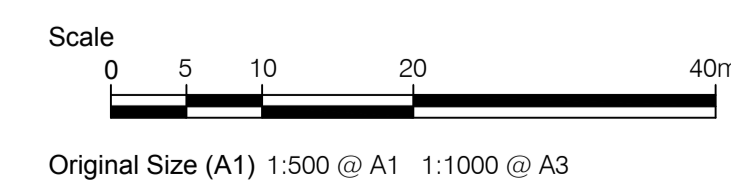
60570241-SKE-C-0236



**PINCH POINT 1**



**PINCH POINT 2**

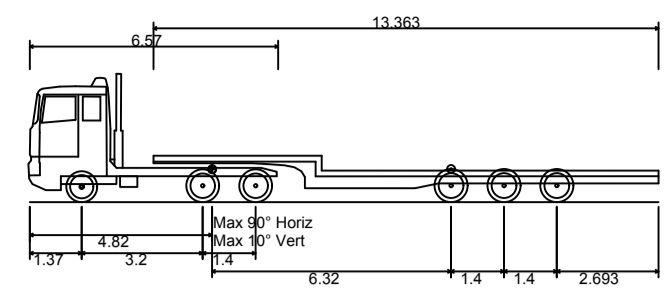


Original Size (A1) 1:500 @ A1 1:1000 @ A3

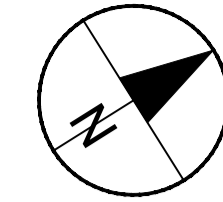
Filename: F:\PROJECTS\DEVELOPMENT - RED JOHN PSH EIA\03 EXECUTION\04 CAD\25-SKETCHES\60570241-SKE-C-0236\T0252.DWG  
 Last saved by: SWANSONAJ Last Potted: 2018-10-11

This drawing has been prepared for the use of AECOM's client. It may not be used, modified, reproduced or relied upon by third parties, except as agreed by AECOM or as required by law. AECOM accepts no responsibility, and denies any liability, whatsoever, to any party that uses or relies on this drawing without AECOM's express written consent. All measurements must be obtained from the stated dimensions.

ISO A1 594mm x 841mm  
 Approved: \_\_\_\_\_  
 Checked: \_\_\_\_\_  
 Designer: \_\_\_\_\_  
 Project Management Initials: \_\_\_\_\_



Low Loader with CAT D11T  
 Overall Length 16.633m  
 Overall Width 2.500m  
 Overall Body Height 3.395m  
 Min Body Ground Clearance 0.320m  
 Max Track Width 2.500m  
 Lock to lock time 6.00s  
 Kerb to Kerb Turning Radius 6.790m



60570241-SKE-C-0238

# AECOM

**PROJECT**  
 ILI PORTFOLIO EIA  
 RED JOHN PUMPED  
 STORAGE HYDRO

**CLIENT**  
 ILI (Highlands PSH)  
 Ltd.

**CONSULTANT**  
 AECOM  
 1 Tanfield  
 EDINBURGH, EH3 5DA  
 +44 (0) 131 301 8600 tel  
 +44 (0) 131 301 8699 fax  
 www.aecom.com

- NOTES**
1. ALL WORKS TO BE EXECUTED IN ACCORDANCE WITH THE SPECIFICATION FOR HIGHWAY WORKS - THE MANUAL OF CONTRACT DOCUMENTS FOR HIGHWAY WORKS, DESIGN MANUAL FOR ROADS AND BRIDGES, TRAFFIC SIGNS MANUAL AND LOCAL COUNCIL GUIDELINES.
  2. ALL DIMENSIONS ARE IN MILLIMETRES UNLESS STATED OTHERWISE. ALL LEVELS ARE IN METRES AND RELATE TO ORDNANCE DATUM.
  3. DO NOT SCALE FROM ANY DRAWING. WORK TO FIGURED DIMENSIONS ONLY. ANY DISCREPANCIES IN DIMENSION ARE TO BE REFERRED TO THE DESIGNER BEFORE WORK IS PUT TO HAND.
  4. ALL DIMENSIONS AND LEVELS ARE TO BE CHECKED ON SITE BY THE CONTRACTOR PRIOR TO PREPARING ANY WORKING DRAWINGS OR COMMENCING ON SITE.
  5. ALL WORKS BY THE CONTRACTOR MUST BE CARRIED OUT IN SUCH A WAY THAT ALL REQUIREMENTS UNDER THE HEALTH AND SAFETY AT WORK ACT ARE SATISFIED.
  6. ALL WORK IS TO BE CARRIED OUT IN COMPLIANCE WITH THE REQUIREMENTS OF THE STATUTORY AUTHORITIES AND CONSTRUCTION DESIGN AND MANAGEMENT REGULATIONS.
  7. DRAWING BASE RECEIVED FROM EMAPSITE. AECOM CANNOT GUARANTEE THEIR ACCURACY. CONTRACTOR TO SATISFY THEMSELVES AS TO THE ACCURACY OF SUCH INFORMATION.

**ISSUE/REVISION**

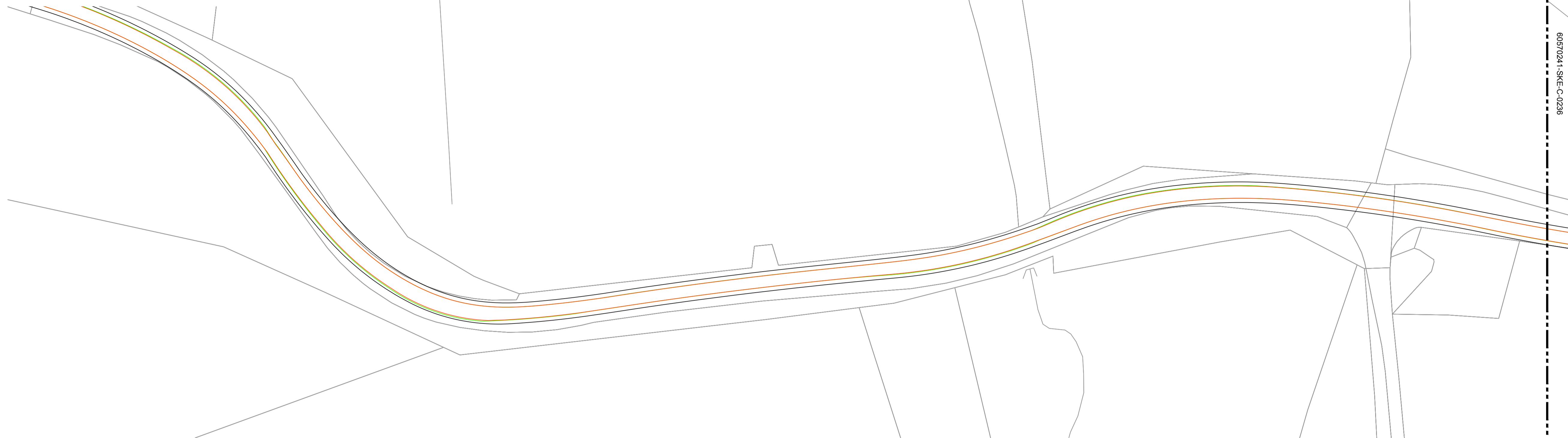
I/R	DATE	DESCRIPTION

**KEY PLAN**

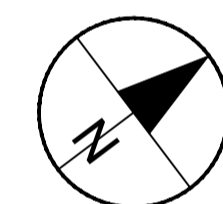
**PROJECT NUMBER**  
 60570241

**SHEET TITLE**  
 B851 TO B862  
 SPA LOW LOADER CAT D11T  
 SHEET 2 OF 17

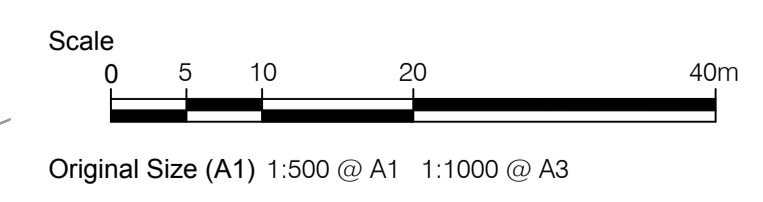
**SHEET NUMBER**  
 60570241-SKE-C-0237



**PINCH POINT 2**

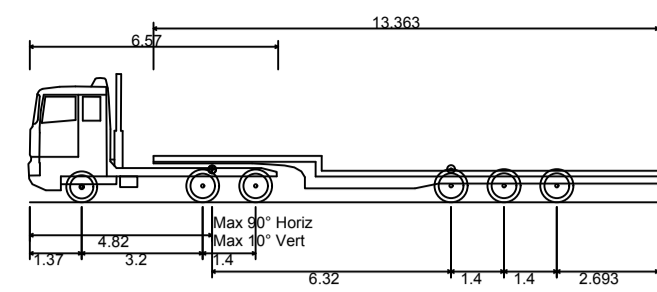


**PINCH POINT 3**



Filename: F:\PROJECTS\DEVELOPMENT - RED JOHN PSH EIA\03 EXECUTION\04 CAD\25-SKETCHES\60570241-SKE-C-0238\T0252.DWG  
 Last saved by: SWANSONAU Last Prolifer: 2018-10-11

This drawing has been prepared for the use of AECOM's client. It may not be used, modified, reproduced or relied upon by third parties, except as agreed by AECOM or as required by law. AECOM accepts no responsibility, and denies any liability, whatsoever, to any party that uses or relies on this drawing without AECOM's express written consent. All measurements must be obtained from the stated dimensions.



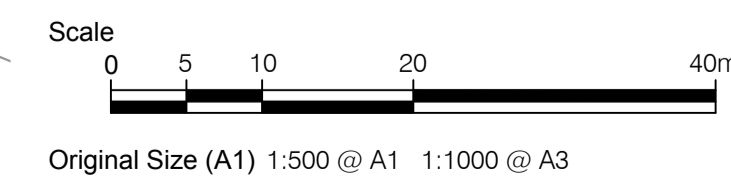
Low Loader with CAT D11T  
 Overall Length 16.633m  
 Overall Width 2.500m  
 Overall Body Height 3.395m  
 Min Body Ground Clearance 0.323m  
 Max Track Width 2.500m  
 Lock to lock time 6.00s  
 Kerb to Kerb Turning Radius 6.790m



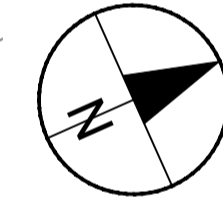
**PINCH POINT 3**



**PINCH POINT 4**



60570241-SKE-C-0237



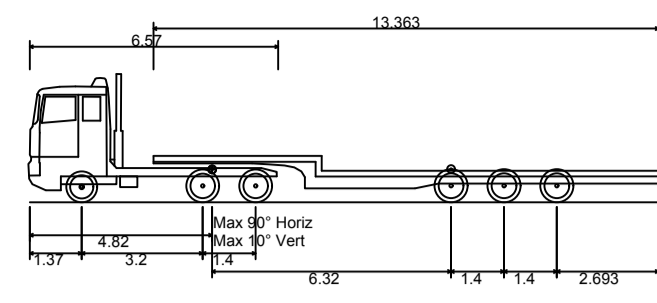
- NOTES**
- ALL WORKS TO BE EXECUTED IN ACCORDANCE WITH THE SPECIFICATION FOR HIGHWAY WORKS - THE MANUAL OF CONTRACT DOCUMENTS FOR HIGHWAY WORKS, DESIGN MANUAL FOR ROADS AND BRIDGES, TRAFFIC SIGNS MANUAL AND LOCAL COUNCIL GUIDELINES.
  - ALL DIMENSIONS ARE IN MILLIMETRES UNLESS STATED OTHERWISE. ALL LEVELS ARE IN METRES AND RELATE TO ORDANCE DATUM.
  - DO NOT SCALE FROM ANY DRAWING. WORK TO FIGURED DIMENSIONS ONLY. ANY DISCREPANCIES IN DIMENSION ARE TO BE REFERRED TO THE DESIGNER BEFORE WORK IS PUT TO HAND.
  - ALL DIMENSIONS AND LEVELS ARE TO BE CHECKED ON SITE BY THE CONTRACTOR PRIOR TO PREPARING ANY WORKING DRAWINGS OR COMMENCING ON SITE.
  - ALL WORKS BY THE CONTRACTOR MUST BE CARRIED OUT IN SUCH A WAY THAT ALL REQUIREMENTS UNDER THE HEALTH AND SAFETY AT WORK ACT ARE SATISFIED.
  - ALL WORK IS TO BE CARRIED OUT IN COMPLIANCE WITH THE REQUIREMENTS OF THE STATUTORY AUTHORITIES AND CONSTRUCTION DESIGN AND MANAGEMENT REGULATIONS.
  - DRAWING BASE RECEIVED FROM EMAPSITE. AECOM CANNOT GUARANTEE THEIR ACCURACY. CONTRACTOR TO SATISFY THEMSELVES AS TO THE ACCURACY OF SUCH INFORMATION.

**ISSUE/REVISION**

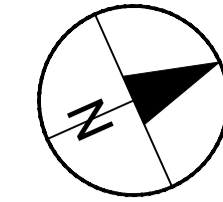
I/R	DATE	DESCRIPTION

**KEY PLAN**

This drawing has been prepared for the use of AECOM's client. It may not be used, modified, reproduced or relied upon by third parties, except as agreed by AECOM or as required by law. AECOM accepts no responsibility, and denies any liability, whatsoever, to any party that uses or relies on this drawing without AECOM's express written consent. All measurements must be obtained from the stated dimensions.



Low Loader with CAT D11T	16.633m
Overall Length	2.500m
Overall Width	3.395m
Overall Body Height	0.323m
Min Body Ground Clearance	2.500m
Max Track Width	6.00s
Lock to lock time	6.790m
Kerb to Kerb Turning Radius	

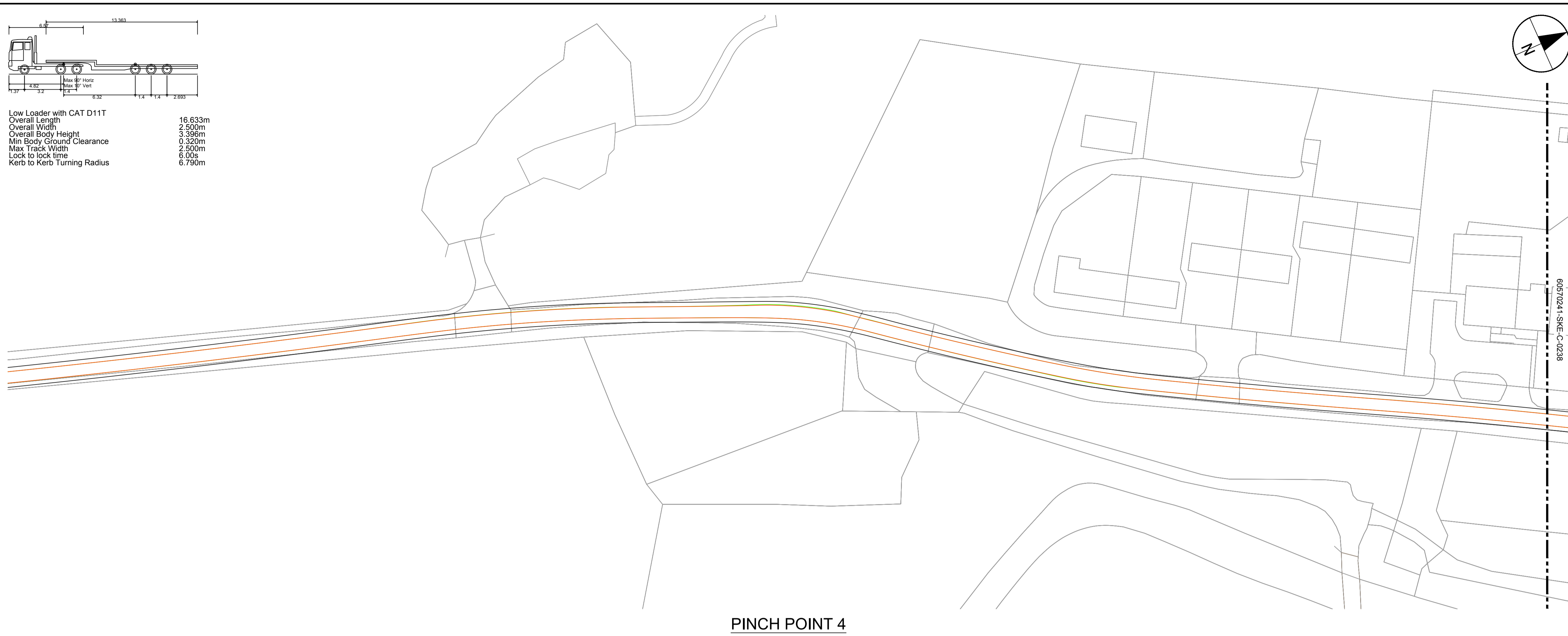


- NOTES**
1. ALL WORKS TO BE EXECUTED IN ACCORDANCE WITH THE SPECIFICATION FOR HIGHWAY WORKS - THE MANUAL OF CONTRACT DOCUMENTS FOR HIGHWAY WORKS, DESIGN MANUAL FOR ROADS AND BRIDGES, TRAFFIC SIGNS MANUAL AND LOCAL COUNCIL GUIDELINES.
  2. ALL DIMENSIONS ARE IN MILLIMETRES UNLESS STATED OTHERWISE. ALL LEVELS ARE IN METRES AND RELATE TO ORDNANCE DATUM.
  3. DO NOT SCALE FROM ANY DRAWING. WORK TO FIGURED DIMENSIONS ONLY. ANY DISCREPANCIES IN DIMENSION ARE TO BE REFERRED TO THE DESIGNER BEFORE WORK IS PUT TO HAND.
  4. ALL DIMENSIONS AND LEVELS ARE TO BE CHECKED ON SITE BY THE CONTRACTOR PRIOR TO PREPARING ANY WORKING DRAWINGS OR COMMENCING ON SITE.
  5. ALL WORKS BY THE CONTRACTOR MUST BE CARRIED OUT IN SUCH A WAY THAT ALL REQUIREMENTS UNDER THE HEALTH AND SAFETY AT WORK ACT ARE SATISFIED.
  6. ALL WORK IS TO BE CARRIED OUT IN COMPLIANCE WITH THE REQUIREMENTS OF THE STATUTORY AUTHORITIES AND CONSTRUCTION DESIGN AND MANAGEMENT REGULATIONS.
  7. DRAWING BASE RECEIVED FROM EMAPSITE. AECOM CANNOT GUARANTEE THEIR ACCURACY. CONTRACTOR TO SATISFY THEMSELVES AS TO THE ACCURACY OF SUCH INFORMATION.

**ISSUE/REVISION**

I/R	DATE	DESCRIPTION

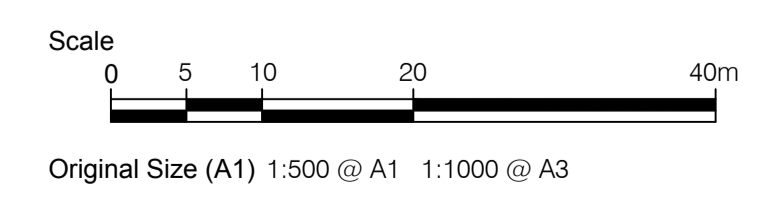
**KEY PLAN**



**PINCH POINT 4**

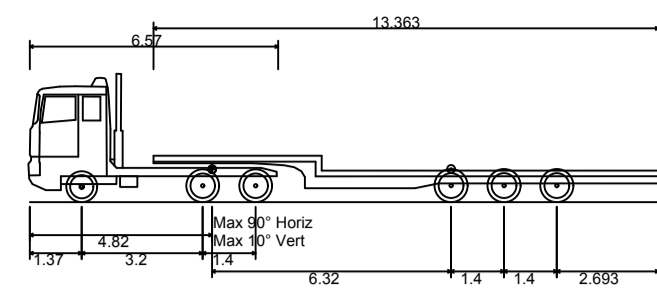


**PINCH POINT 5**



This drawing has been prepared for the use of AECOM's client. It may not be used, modified, reproduced or relied upon by third parties, except as agreed by AECOM or as required by law. AECOM accepts no responsibility, and denies any liability, whatsoever, to any party that uses or relies on this drawing without AECOM's express written consent. All measurements must be obtained from the stated dimensions.

ISO A1 594mm x 841mm



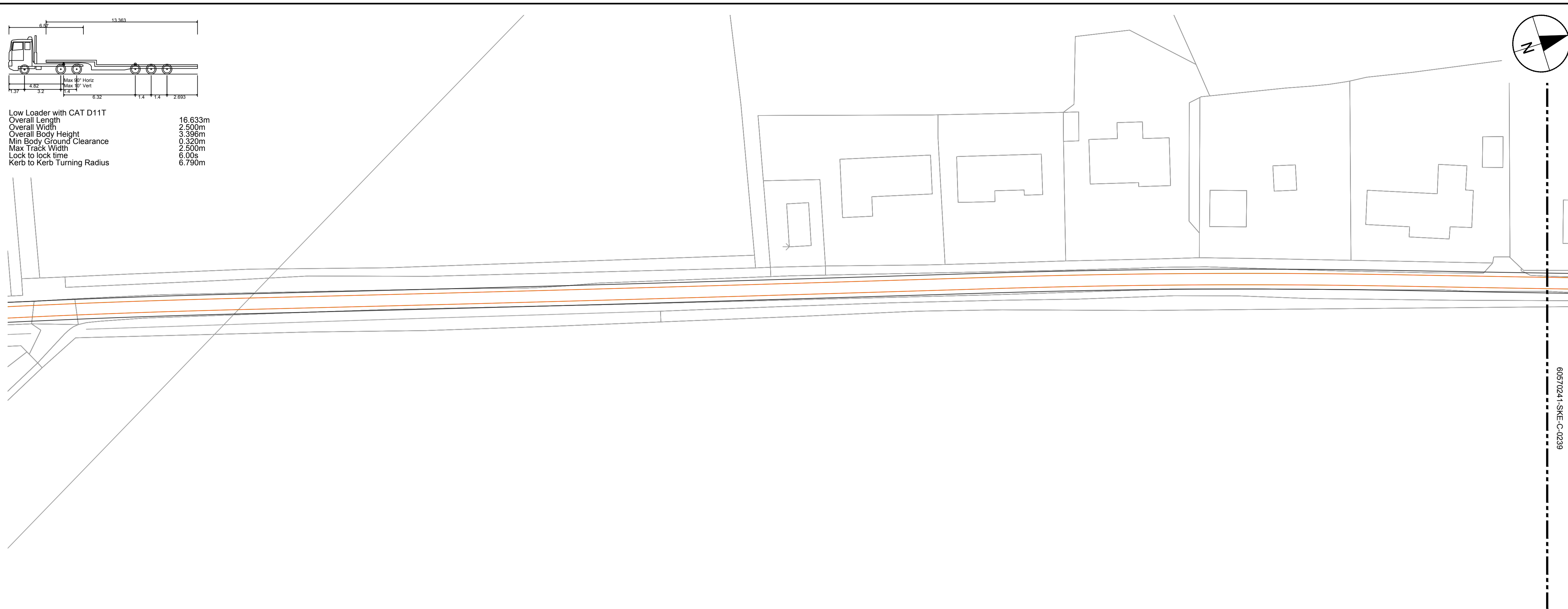
Low Loader with CAT D11T	
Overall Length	16.633m
Overall Width	2.500m
Overall Body Height	3.395m
Min Body Ground Clearance	0.323m
Max Track Width	2.500m
Lock to lock time	6.00s
Kerb to Kerb Turning Radius	6.790m

Approved: \_\_\_\_\_

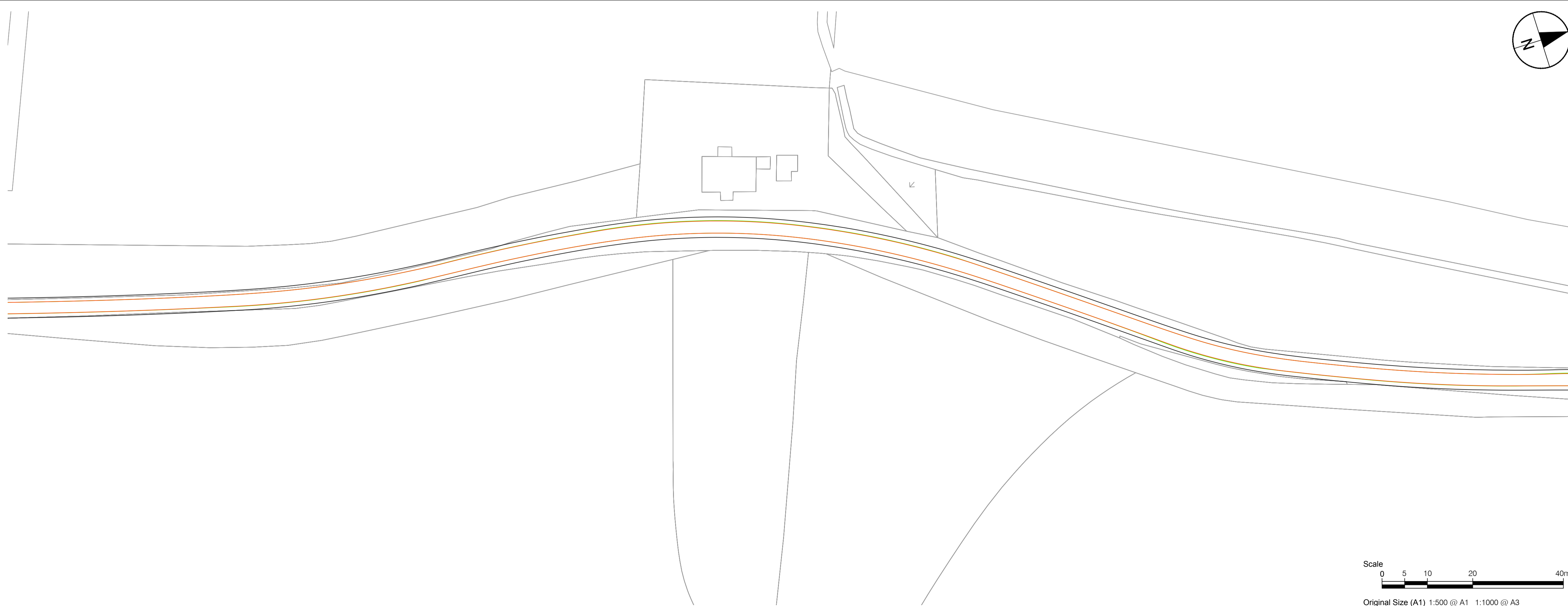
Checked: \_\_\_\_\_

Designer: \_\_\_\_\_

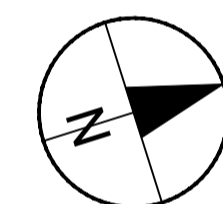
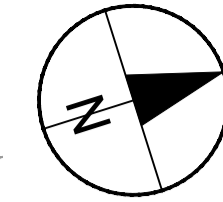
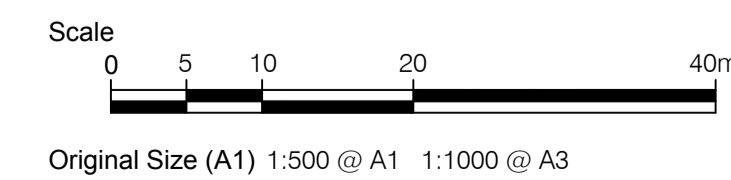
Project Management Initials: \_\_\_\_\_



**PINCH POINT 5**



**PINCH POINT 6**



This drawing has been prepared for the use of AECOM's client. It may not be used, modified, reproduced or relied upon by third parties, except as agreed by AECOM or as required by law. AECOM accepts no responsibility, and denies any liability, whatsoever, to any party that uses or relies on this drawing without AECOM's express written consent. All measurements must be obtained from the stated dimensions.

**AECOM**

**PROJECT**

**ILI PORTFOLIO EIA  
RED JOHN PUMPED  
STORAGE HYDRO**

**CLIENT**

**ILI (Highlands PSH)  
Ltd.**

**CONSULTANT**

AECOM  
1 Tanfield  
EDINBURGH, EH3 5DA  
+44 (0) 131 301 8600 tel  
+44 (0) 131 301 8699 fax  
www.aecom.com

- NOTES**
1. ALL WORKS TO BE EXECUTED IN ACCORDANCE WITH THE SPECIFICATION FOR HIGHWAY WORKS - THE MANUAL OF CONTRACT DOCUMENTS FOR HIGHWAY WORKS, DESIGN MANUAL FOR ROADS AND BRIDGES, TRAFFIC SIGNS MANUAL AND LOCAL COUNCIL GUIDELINES.
  2. ALL DIMENSIONS ARE IN MILLIMETRES UNLESS STATED OTHERWISE. ALL LEVELS ARE IN METRES AND RELATE TO ORDNANCE DATUM.
  3. DO NOT SCALE FROM ANY DRAWING. WORK TO FIGURED DIMENSIONS ONLY. ANY DISCREPANCIES IN DIMENSION ARE TO BE REFERRED TO THE DESIGNER BEFORE WORK IS PUT TO HAND.
  4. ALL DIMENSIONS AND LEVELS ARE TO BE CHECKED ON SITE BY THE CONTRACTOR PRIOR TO PREPARING ANY WORKING DRAWINGS OR COMMENCING ON SITE.
  5. ALL WORKS BY THE CONTRACTOR MUST BE CARRIED OUT IN SUCH A WAY THAT ALL REQUIREMENTS UNDER THE HEALTH AND SAFETY AT WORK ACT ARE SATISFIED.
  6. ALL WORK IS TO BE CARRIED OUT IN COMPLIANCE WITH THE REQUIREMENTS OF THE STATUTORY AUTHORITIES AND CONSTRUCTION DESIGN AND MANAGEMENT REGULATIONS.
  7. DRAWING BASE RECEIVED FROM EMAPSITE. AECOM CANNOT GUARANTEE THEIR ACCURACY. CONTRACTOR TO SATISFY THEMSELVES AS TO THE ACCURACY OF SUCH INFORMATION.

**ISSUE/REVISION**

I/R	DATE	DESCRIPTION

**KEY PLAN**

**PROJECT NUMBER**

60570241

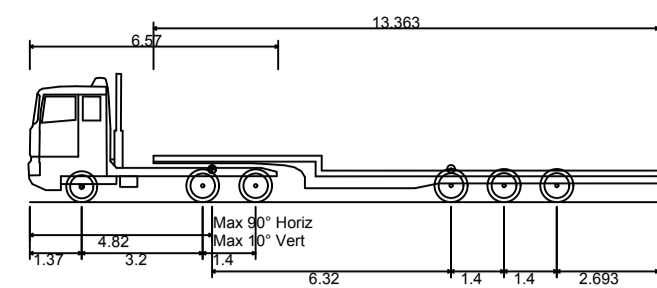
**SHEET TITLE**

B851 TO B862  
SPA LOW LOADER CAT D11T  
SHEET 5 OF 17

**SHEET NUMBER**

60570241-SKE-C-0240

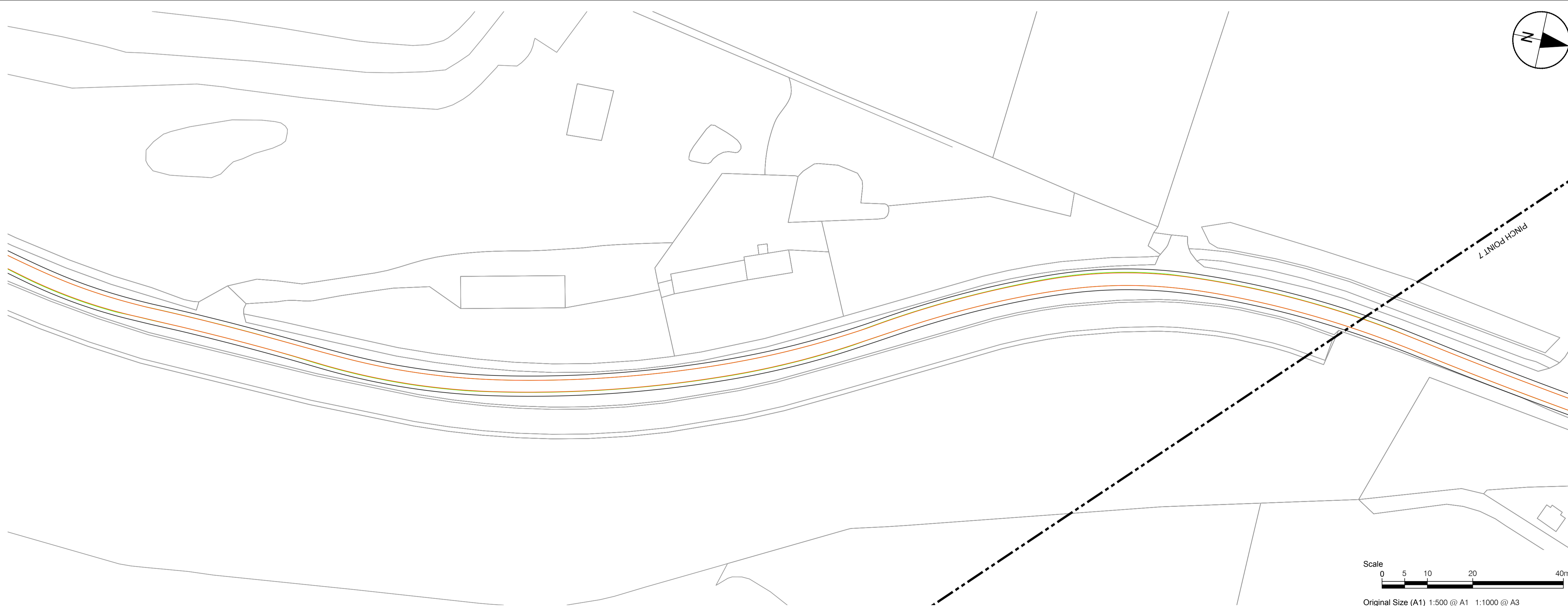




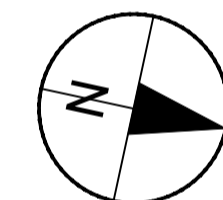
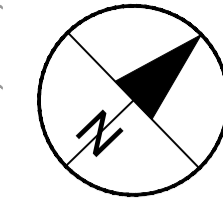
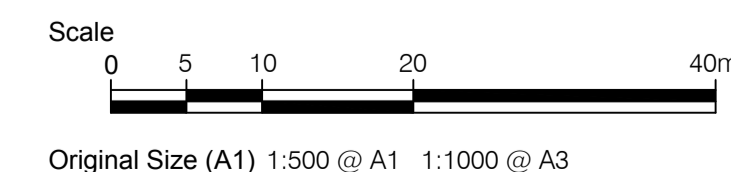
Low Loader with CAT D11T  
 Overall Length 16.633m  
 Overall Width 2.500m  
 Overall Body Height 3.395m  
 Min Body Ground Clearance 0.323m  
 Max Track Width 2.500m  
 Lock to lock time 6.00s  
 Kerb to Kerb Turning Radius 6.790m



PINCH POINT 7



PINCH POINT 7



**PROJECT**

**ILI PORTFOLIO EIA  
RED JOHN PUMPED  
STORAGE HYDRO**

**CLIENT**

**ILI (Highlands PSH)  
Ltd.**

**CONSULTANT**

AECOM  
1 Tanfield  
EDINBURGH, EH3 5DA  
+44 (0) 131 301 8600 tel  
+44 (0) 131 301 8699 fax  
www.aecom.com

**NOTES**

1. ALL WORKS TO BE EXECUTED IN ACCORDANCE WITH THE SPECIFICATION FOR HIGHWAY WORKS - THE MANUAL OF CONTRACT DOCUMENTS FOR HIGHWAY WORKS, DESIGN MANUAL FOR ROADS AND BRIDGES, TRAFFIC SIGNS MANUAL AND LOCAL COUNCIL GUIDELINES.
2. ALL DIMENSIONS ARE IN MILLIMETRES UNLESS STATED OTHERWISE. ALL LEVELS ARE IN METRES AND RELATE TO ORDNANCE DATUM.
3. DO NOT SCALE FROM ANY DRAWING. WORK TO FIGURED DIMENSIONS ONLY. ANY DISCREPANCIES IN DIMENSION ARE TO BE REFERRED TO THE DESIGNER BEFORE WORK IS PUT TO HAND.
4. ALL DIMENSIONS AND LEVELS ARE TO BE CHECKED ON SITE BY THE CONTRACTOR PRIOR TO PREPARING ANY WORKING DRAWINGS OR COMMENCING ON SITE.
5. ALL WORKS BY THE CONTRACTOR MUST BE CARRIED OUT IN SUCH A WAY THAT ALL REQUIREMENTS UNDER THE HEALTH AND SAFETY AT WORK ACT ARE SATISFIED.
6. ALL WORK IS TO BE CARRIED OUT IN COMPLIANCE WITH THE REQUIREMENTS OF THE STATUTORY AUTHORITIES AND CONSTRUCTION DESIGN AND MANAGEMENT REGULATIONS.
7. DRAWING BASE RECEIVED FROM EMAPSITE. AECOM CANNOT GUARANTEE THEIR ACCURACY. CONTRACTOR TO SATISFY THEMSELVES AS TO THE ACCURACY OF SUCH INFORMATION.

**ISSUE/REVISION**

I/R	DATE	DESCRIPTION

**KEY PLAN**

**PROJECT NUMBER**

60570241

**SHEET TITLE**

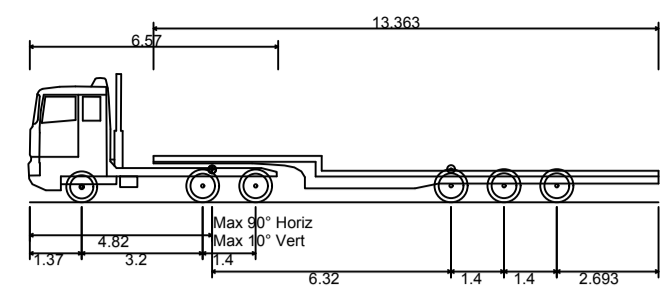
B851 TO B862  
SPA LOW LOADER CAT D11T  
SHEET 6 OF 17

**SHEET NUMBER**

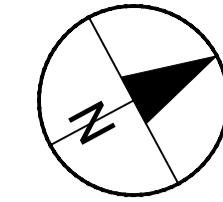
60570241-SKE-C-0241

This drawing has been prepared for the use of AECOM's client. It may not be used, modified, reproduced or relied upon by third parties, except as agreed by AECOM or as required by law. AECOM accepts no responsibility, and denies any liability, whatsoever, to any party that uses or relies on this drawing without AECOM's express written consent. All measurements must be obtained from the stated dimensions.

ISO A1 594mm x 841mm  
 Approved: \_\_\_\_\_  
 Checked: \_\_\_\_\_  
 Designer: \_\_\_\_\_  
 Project Management Initials: \_\_\_\_\_



Low Loader with CAT D11T  
 Overall Length 16.633m  
 Overall Width 2.500m  
 Overall Body Height 3.395m  
 Min Body Ground Clearance 0.320m  
 Max Track Width 2.500m  
 Lock to lock time 6.00s  
 Kerb to Kerb Turning Radius 6.790m



# AECOM

PROJECT

**ILI PORTFOLIO EIA  
 RED JOHN PUMPED  
 STORAGE HYDRO**

CLIENT

**ILI (Highlands PSH)  
 Ltd.**

CONSULTANT

AECOM  
 1 Tanfield  
 EDINBURGH, EH3 5DA  
 +44 (0) 131 301 8600 tel  
 +44 (0) 131 301 8699 fax  
 www.aecom.com

NOTES

1. ALL WORKS TO BE EXECUTED IN ACCORDANCE WITH THE SPECIFICATION FOR HIGHWAY WORKS - THE MANUAL OF CONTRACT DOCUMENTS FOR HIGHWAY WORKS, DESIGN MANUAL FOR ROADS AND BRIDGES, TRAFFIC SIGNS MANUAL AND LOCAL COUNCIL GUIDELINES.
2. ALL DIMENSIONS ARE IN MILLIMETRES UNLESS STATED OTHERWISE. ALL LEVELS ARE IN METRES AND RELATE TO ORDNANCE DATUM.
3. DO NOT SCALE FROM ANY DRAWING. WORK TO FIGURED DIMENSIONS ONLY. ANY DISCREPANCIES IN DIMENSION ARE TO BE REFERRED TO THE DESIGNER BEFORE WORK IS PUT TO HAND.
4. ALL DIMENSIONS AND LEVELS ARE TO BE CHECKED ON SITE BY THE CONTRACTOR PRIOR TO PREPARING ANY WORKING DRAWINGS OR COMMENCING ON SITE.
5. ALL WORKS BY THE CONTRACTOR MUST BE CARRIED OUT IN SUCH A WAY THAT ALL REQUIREMENTS UNDER THE HEALTH AND SAFETY AT WORK ACT ARE SATISFIED.
6. ALL WORK IS TO BE CARRIED OUT IN COMPLIANCE WITH THE REQUIREMENTS OF THE STATUTORY AUTHORITIES AND CONSTRUCTION DESIGN AND MANAGEMENT REGULATIONS.
7. DRAWING BASE RECEIVED FROM EMAPSITE. AECOM CANNOT GUARANTEE THEIR ACCURACY. CONTRACTOR TO SATISFY THEMSELVES AS TO THE ACCURACY OF SUCH INFORMATION.

ISSUE/REVISION

I/R	DATE	DESCRIPTION

KEY PLAN

PROJECT NUMBER

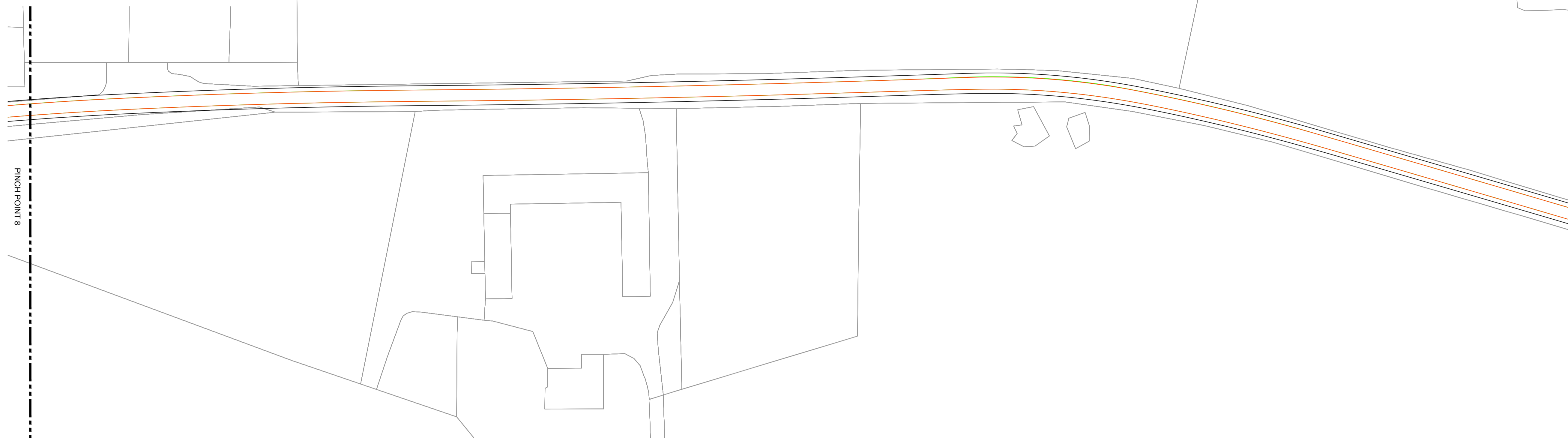
60570241

SHEET TITLE

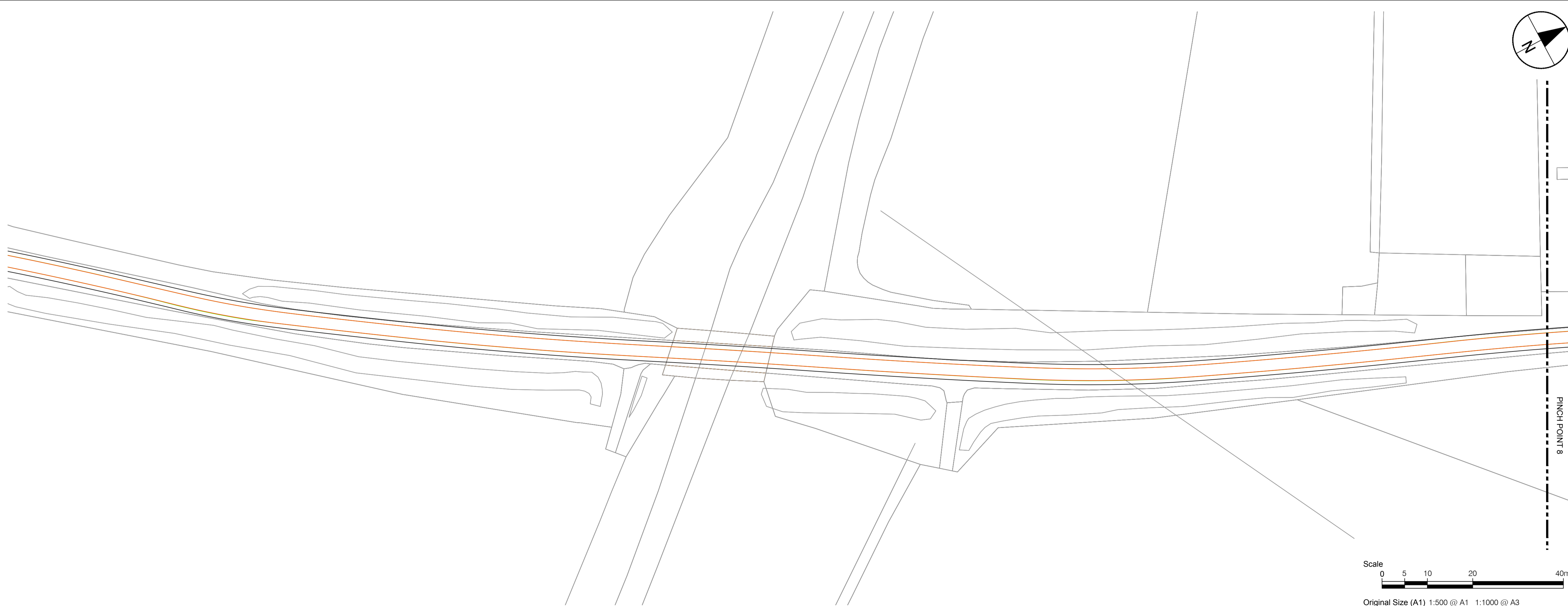
B851 TO B862  
 SPA LOW LOADER CAT D11T  
 SHEET 7 OF 17

SHEET NUMBER

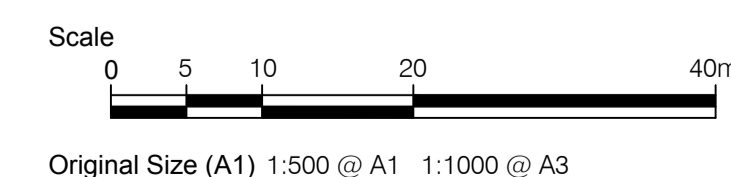
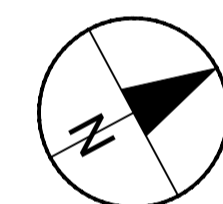
60570241-SKE-C-0242



**PINCH POINT 8**

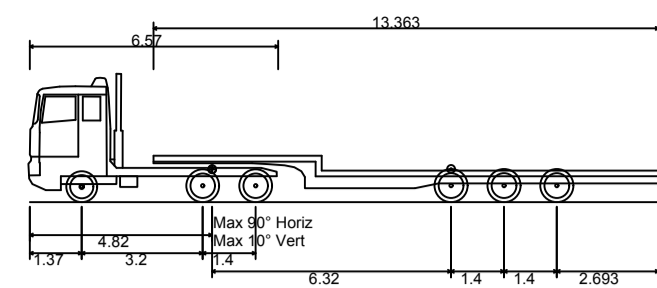


**PINCH POINT 8**

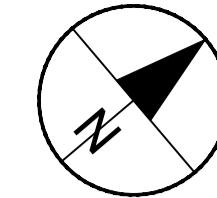


Filename: F:\PROJECTS\DEVELOPMENT - RED JOHN PSH EIA\03 EXECUTION\04 CAD\25-SKETCHES\060570241-SKE-C-0236TO0252.DWG  
 Last saved by: SWANSONAJ Last Potted: 2016-10-11

This drawing has been prepared for the use of AECOM's client. It may not be used, modified, reproduced or relied upon by third parties, except as agreed by AECOM or as required by law. AECOM accepts no responsibility, and denies any liability, whatsoever, to any party that uses or relies on this drawing without AECOM's express written consent. Do not scale this document. All measurements must be obtained from the stated dimensions.



Low Loader with CAT D11T  
 Overall Length 16.633m  
 Overall Width 2.500m  
 Overall Body Height 3.395m  
 Min Body Ground Clearance 0.323m  
 Max Track Width 2.500m  
 Lock to lock time 6.00s  
 Kerb to Kerb Turning Radius 6.790m



**PROJECT**

**ILI PORTFOLIO EIA  
 RED JOHN PUMPED  
 STORAGE HYDRO**

**CLIENT**

**ILI (Highlands PSH)  
 Ltd.**

**CONSULTANT**

AECOM  
 1 Tanfield  
 EDINBURGH, EH3 5DA  
 +44 (0) 131 301 8600 tel  
 +44 (0) 131 301 8699 fax  
 www.aecom.com

**NOTES**

1. ALL WORKS TO BE EXECUTED IN ACCORDANCE WITH THE SPECIFICATION FOR HIGHWAY WORKS - THE MANUAL OF CONTRACT DOCUMENTS FOR HIGHWAY WORKS, DESIGN MANUAL FOR ROADS AND BRIDGES, TRAFFIC SIGNS MANUAL AND LOCAL COUNCIL GUIDELINES.
2. ALL DIMENSIONS ARE IN MILLIMETRES UNLESS STATED OTHERWISE. ALL LEVELS ARE IN METRES AND RELATE TO ORDNANCE DATUM.
3. DO NOT SCALE FROM ANY DRAWING. WORK TO FIGURED DIMENSIONS ONLY. ANY DISCREPANCIES IN DIMENSION ARE TO BE REFERRED TO THE DESIGNER BEFORE WORK IS PUT TO HAND.
4. ALL DIMENSIONS AND LEVELS ARE TO BE CHECKED ON SITE BY THE CONTRACTOR PRIOR TO PREPARING ANY WORKING DRAWINGS OR COMMENCING ON SITE.
5. ALL WORKS BY THE CONTRACTOR MUST BE CARRIED OUT IN SUCH A WAY THAT ALL REQUIREMENTS UNDER THE HEALTH AND SAFETY AT WORK ACT ARE SATISFIED.
6. ALL WORK IS TO BE CARRIED OUT IN COMPLIANCE WITH THE REQUIREMENTS OF THE STATUTORY AUTHORITIES AND CONSTRUCTION DESIGN AND MANAGEMENT REGULATIONS.
7. DRAWING BASE RECEIVED FROM EMAPSITE. AECOM CANNOT GUARANTEE THEIR ACCURACY. CONTRACTOR TO SATISFY THEMSELVES AS TO THE ACCURACY OF SUCH INFORMATION.

**ISSUE/REVISION**

I/R	DATE	DESCRIPTION

**KEY PLAN**

**PROJECT NUMBER**

60570241

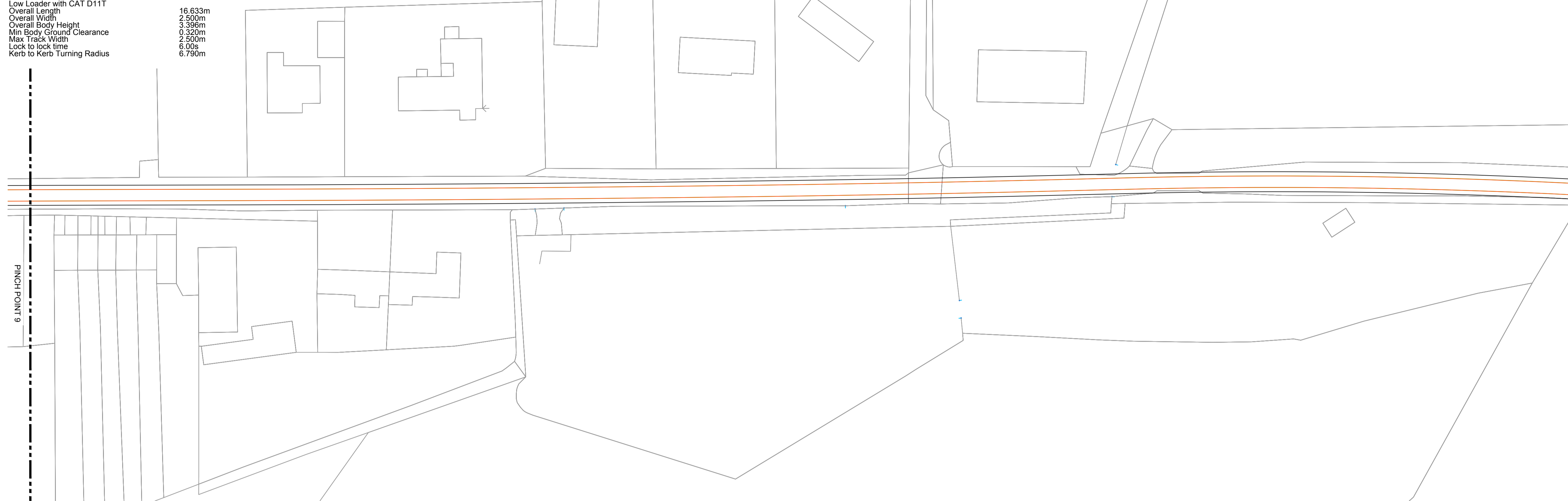
**SHEET TITLE**

B851 TO B862  
 SPA LOW LOADER CAT D11T  
 SHEET 8 OF 17

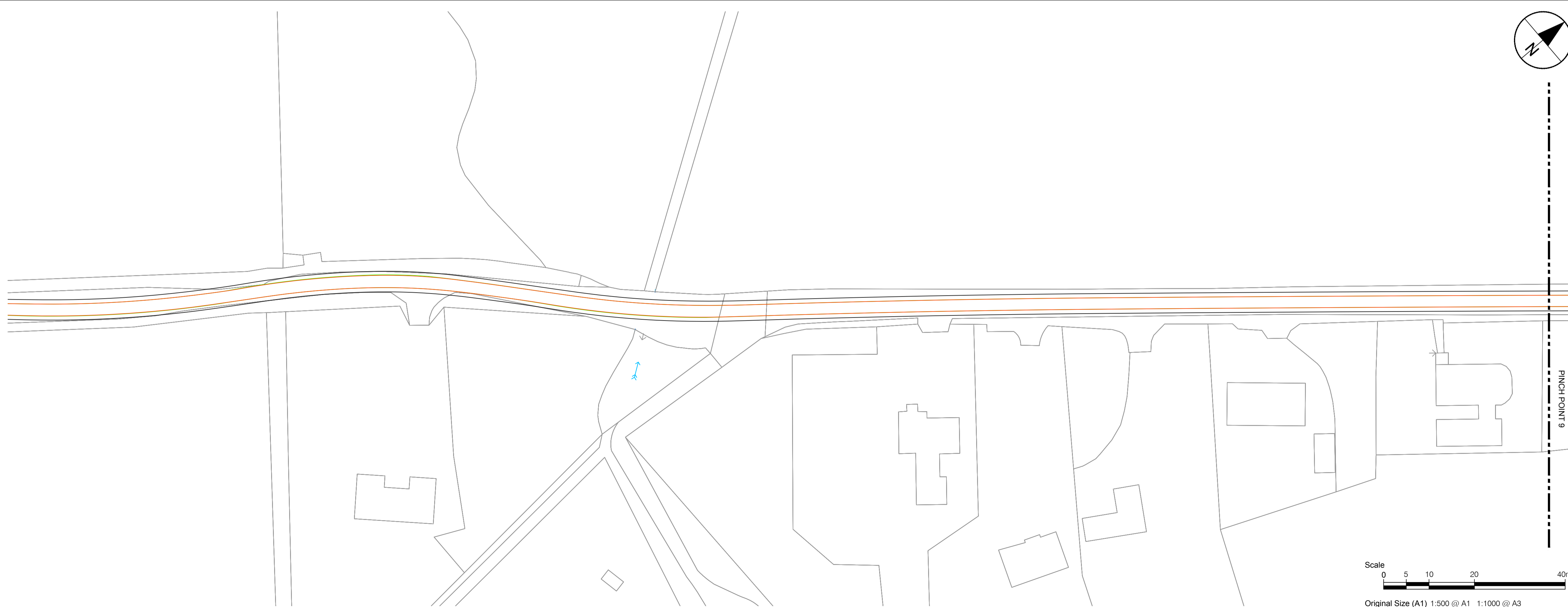
**SHEET NUMBER**

60570241-SKE-C-0243

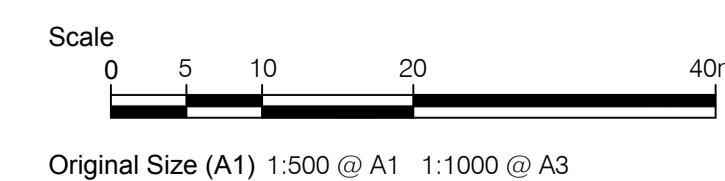
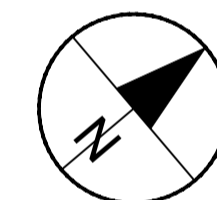
This drawing has been prepared for the use of AECOM's client. It may not be used, modified, reproduced or relied upon by third parties, except as agreed by AECOM or as required by law. AECOM accepts no responsibility, and denies any liability, whatsoever, to any party that uses or relies on this drawing without AECOM's express written consent. All measurements must be obtained from the stated dimensions.



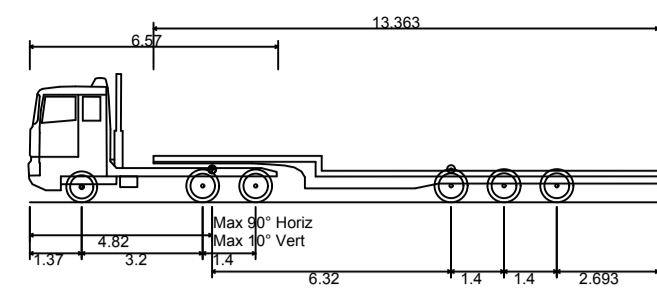
**PINCH POINT 9**



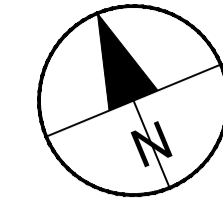
**PINCH POINT 9**



ISO A1 594mm x 841mm  
 Approved: \_\_\_\_\_  
 Checked: \_\_\_\_\_  
 Designer: \_\_\_\_\_  
 Project Management Initials: \_\_\_\_\_



Low Loader with CAT D11T	
Overall Length	16.633m
Overall Width	2.500m
Overall Body Height	3.395m
Min Body Ground Clearance	0.323m
Max Track Width	2.500m
Lock to lock time	6.00s
Kerb to Kerb Turning Radius	6.790m



# AECOM

PROJECT

**ILI PORTFOLIO EIA  
 RED JOHN PUMPED  
 STORAGE HYDRO**

CLIENT

**ILI (Highlands PSH)  
 Ltd.**

CONSULTANT

AECOM  
 1 Tanfield  
 EDINBURGH, EH3 5DA  
 +44 (0) 131 301 8600 tel  
 +44 (0) 131 301 8699 fax  
 www.aecom.com

NOTES

1. ALL WORKS TO BE EXECUTED IN ACCORDANCE WITH THE SPECIFICATION FOR HIGHWAY WORKS - THE MANUAL OF CONTRACT DOCUMENTS FOR HIGHWAY WORKS, DESIGN MANUAL FOR ROADS AND BRIDGES, TRAFFIC SIGNS MANUAL AND LOCAL COUNCIL GUIDELINES.
2. ALL DIMENSIONS ARE IN MILLIMETRES UNLESS STATED OTHERWISE. ALL LEVELS ARE IN METRES AND RELATE TO ORDNANCE DATUM.
3. DO NOT SCALE FROM ANY DRAWING. WORK TO FIGURED DIMENSIONS ONLY. ANY DISCREPANCIES IN DIMENSION ARE TO BE REFERRED TO THE DESIGNER BEFORE WORK IS PUT TO HAND.
4. ALL DIMENSIONS AND LEVELS ARE TO BE CHECKED ON SITE BY THE CONTRACTOR PRIOR TO PREPARING ANY WORKING DRAWINGS OR COMMENCING ON SITE.
5. ALL WORKS BY THE CONTRACTOR MUST BE CARRIED OUT IN SUCH A WAY THAT ALL REQUIREMENTS UNDER THE HEALTH AND SAFETY AT WORK ACT ARE SATISFIED.
6. ALL WORK IS TO BE CARRIED OUT IN COMPLIANCE WITH THE REQUIREMENTS OF THE STATUTORY AUTHORITIES AND CONSTRUCTION DESIGN AND MANAGEMENT REGULATIONS.
7. DRAWING BASE RECEIVED FROM EMAPSITE. AECOM CANNOT GUARANTEE THEIR ACCURACY. CONTRACTOR TO SATISFY THEMSELVES AS TO THE ACCURACY OF SUCH INFORMATION.

ISSUE/REVISION

I/R	DATE	DESCRIPTION

KEY PLAN

PROJECT NUMBER

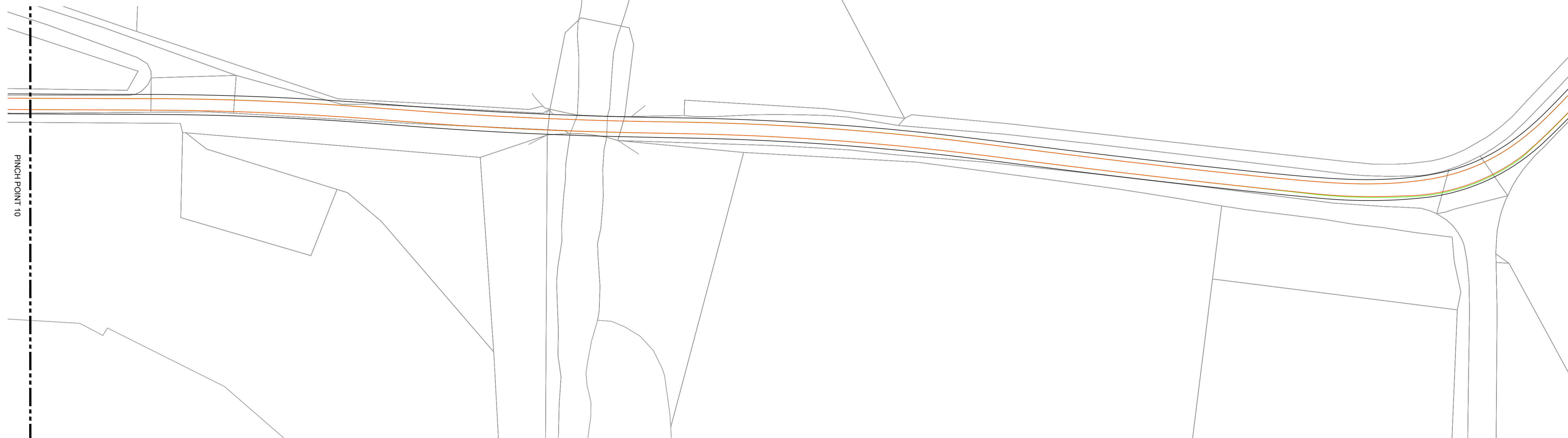
60570241

SHEET TITLE

B851 TO B862  
 SPA LOW LOADER CAT D11T  
 SHEET 9 OF 17

SHEET NUMBER

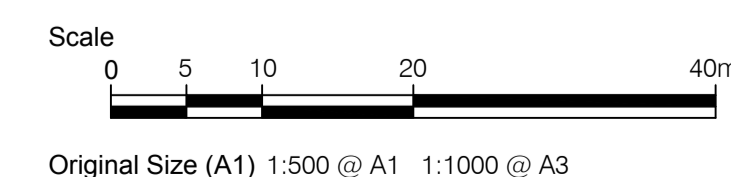
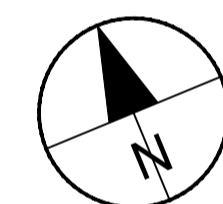
60570241-SKE-C-0244



**PINCH POINT 10**



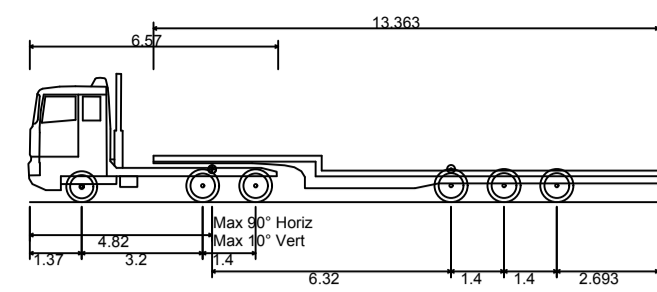
**PINCH POINT 10**



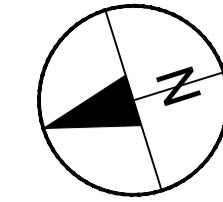
Filename: F:\PROJECTS\DEVELOPMENT - RED JOHN PSH EIA\03 EXECUTION\04 CAD\25-SKETCHES\80570241-SKE-C-0236TO0252.DWG  
 Last saved by: SWANSONAJ Last Potted: 2016-10-11

This drawing has been prepared for the use of AECOM's client. It may not be used, modified, reproduced or relied upon by third parties, except as agreed by AECOM or as required by law. AECOM accepts no responsibility, and denies any liability, whatsoever, to any party that uses or relies on this drawing without AECOM's express written consent. All measurements must be obtained from the stated dimensions.

ISO A1 594mm x 841mm  
 Approved: \_\_\_\_\_  
 Checked: \_\_\_\_\_  
 Designer: \_\_\_\_\_  
 Project Management Initials: \_\_\_\_\_



Low Loader with CAT D11T	16.633m
Overall Length	2.500m
Overall Width	3.395m
Overall Body Height	0.323m
Min Body Ground Clearance	2.500m
Max Track Width	6.00s
Lock to lock time	6.790m
Kerb to Kerb Turning Radius	



# AECOM

**PROJECT**  
 ILI PORTFOLIO EIA  
 RED JOHN PUMPED  
 STORAGE HYDRO

**CLIENT**  
 ILI (Highlands PSH)  
 Ltd.

**CONSULTANT**  
 AECOM  
 1 Tanfield  
 EDINBURGH, EH3 5DA  
 +44 (0) 131 301 8600 tel  
 +44 (0) 131 301 8699 fax  
 www.aecom.com

- NOTES**
1. ALL WORKS TO BE EXECUTED IN ACCORDANCE WITH THE SPECIFICATION FOR HIGHWAY WORKS - THE MANUAL OF CONTRACT DOCUMENTS FOR HIGHWAY WORKS, DESIGN MANUAL FOR ROADS AND BRIDGES, TRAFFIC SIGNS MANUAL AND LOCAL COUNCIL GUIDELINES.
  2. ALL DIMENSIONS ARE IN MILLIMETRES UNLESS STATED OTHERWISE. ALL LEVELS ARE IN METRES AND RELATE TO ORDNANCE DATUM.
  3. DO NOT SCALE FROM ANY DRAWING. WORK TO FIGURED DIMENSIONS ONLY. ANY DISCREPANCIES IN DIMENSION ARE TO BE REFERRED TO THE DESIGNER BEFORE WORK IS PUT TO HAND.
  4. ALL DIMENSIONS AND LEVELS ARE TO BE CHECKED ON SITE BY THE CONTRACTOR PRIOR TO PREPARING ANY WORKING DRAWINGS OR COMMENCING ON SITE.
  5. ALL WORKS BY THE CONTRACTOR MUST BE CARRIED OUT IN SUCH A WAY THAT ALL REQUIREMENTS UNDER THE HEALTH AND SAFETY AT WORK ACT ARE SATISFIED.
  6. ALL WORK IS TO BE CARRIED OUT IN COMPLIANCE WITH THE REQUIREMENTS OF THE STATUTORY AUTHORITIES AND CONSTRUCTION DESIGN AND MANAGEMENT REGULATIONS.
  7. DRAWING BASE RECEIVED FROM EMAPSITE. AECOM CANNOT GUARANTEE THEIR ACCURACY. CONTRACTOR TO SATISFY THEMSELVES AS TO THE ACCURACY OF SUCH INFORMATION.

**ISSUE/REVISION**

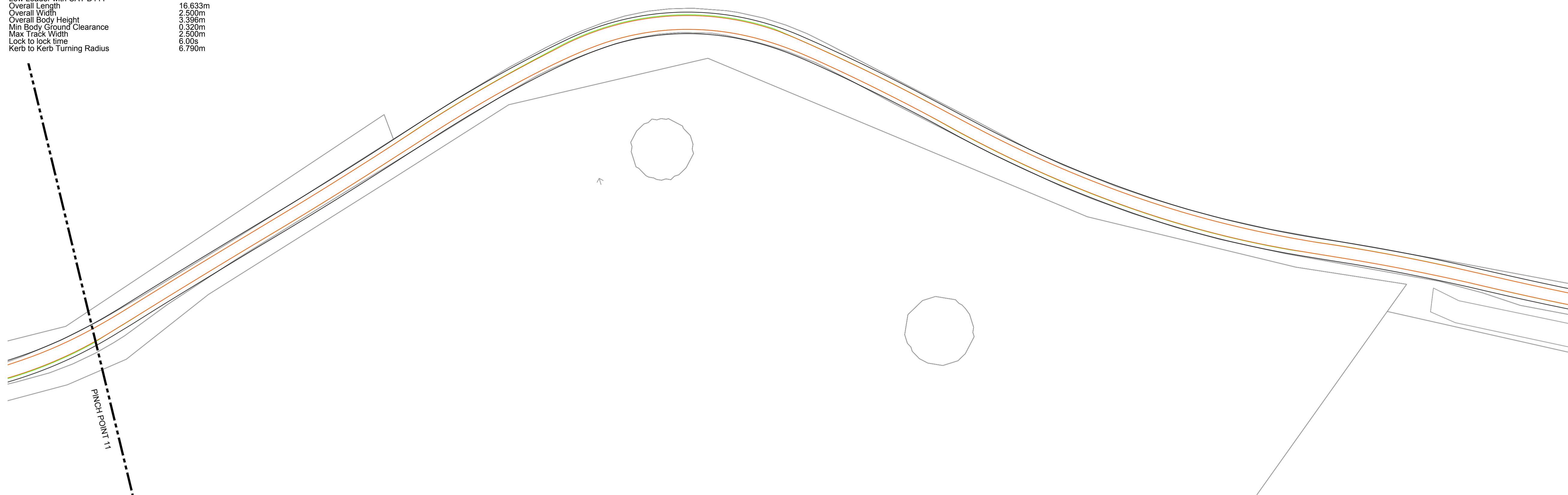
I/R	DATE	DESCRIPTION

**KEY PLAN**

**PROJECT NUMBER**  
 60570241

**SHEET TITLE**  
 B851 TO B862  
 SPA LOW LOADER CAT D11T  
 SHEET 10 OF 17

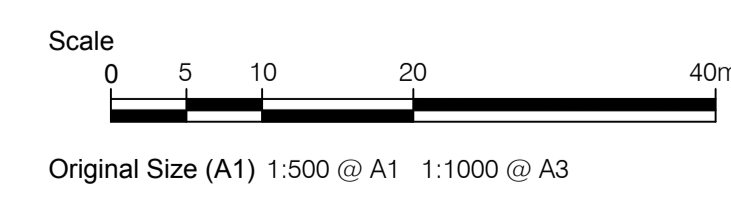
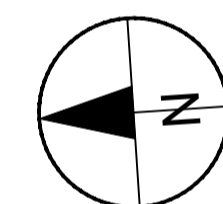
**SHEET NUMBER**  
 60570241-SKE-C-0245



**PINCH POINT 11**



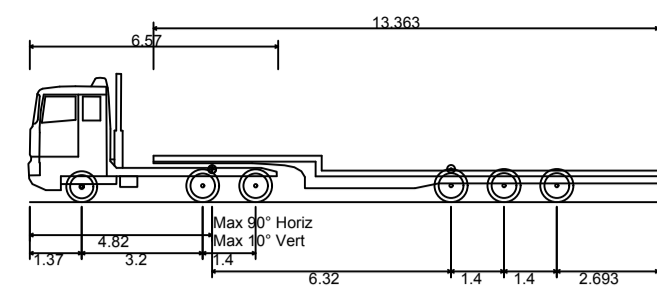
**PINCH POINT 11**



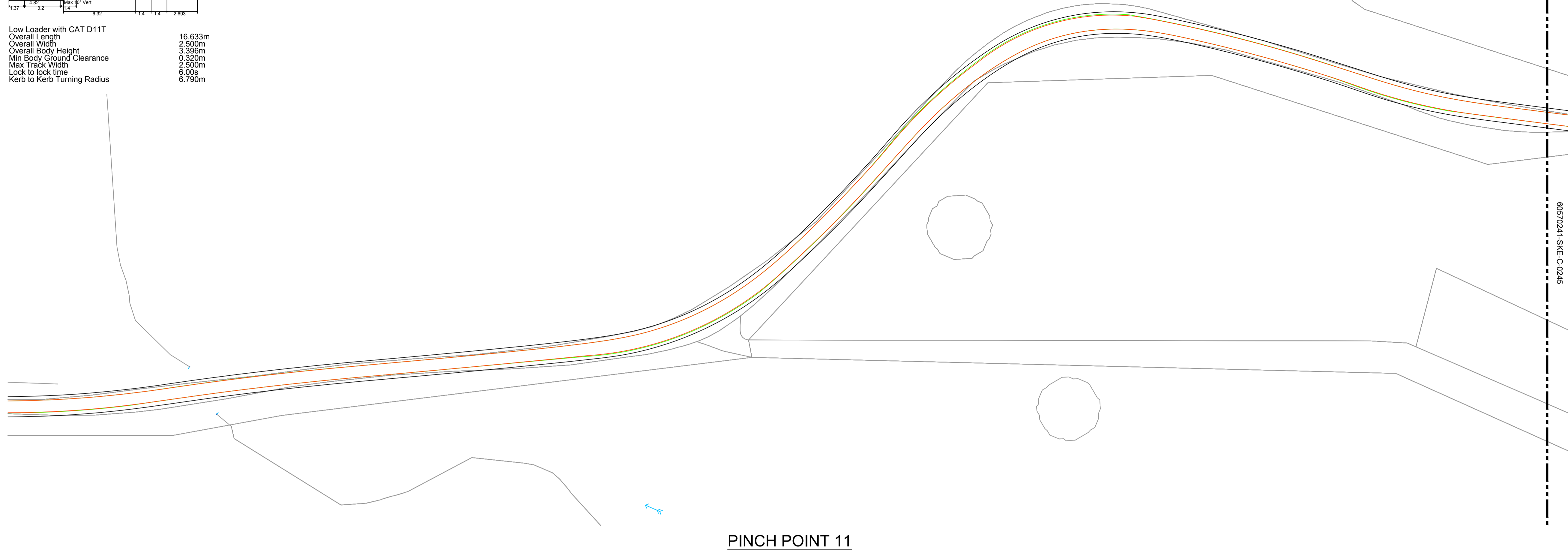
Filename: F:\PROJECTS\DEVELOPMENT - RED JOHN PSH EIA\03 EXECUTION\04 CAD\25-SKETCHES\06570241-SKE-C-0245\T0252.DWG  
 Last saved by: SWANSONAJ Last Potted: 2018-10-11

This drawing has been prepared for the use of AECOM's client. It may not be used, modified, reproduced or relied upon by third parties, except as agreed by AECOM or as required by law. AECOM accepts no responsibility, and denies any liability, whatsoever, to any party that uses or relies on this drawing without AECOM's express written consent. All measurements must be obtained from the stated dimensions.

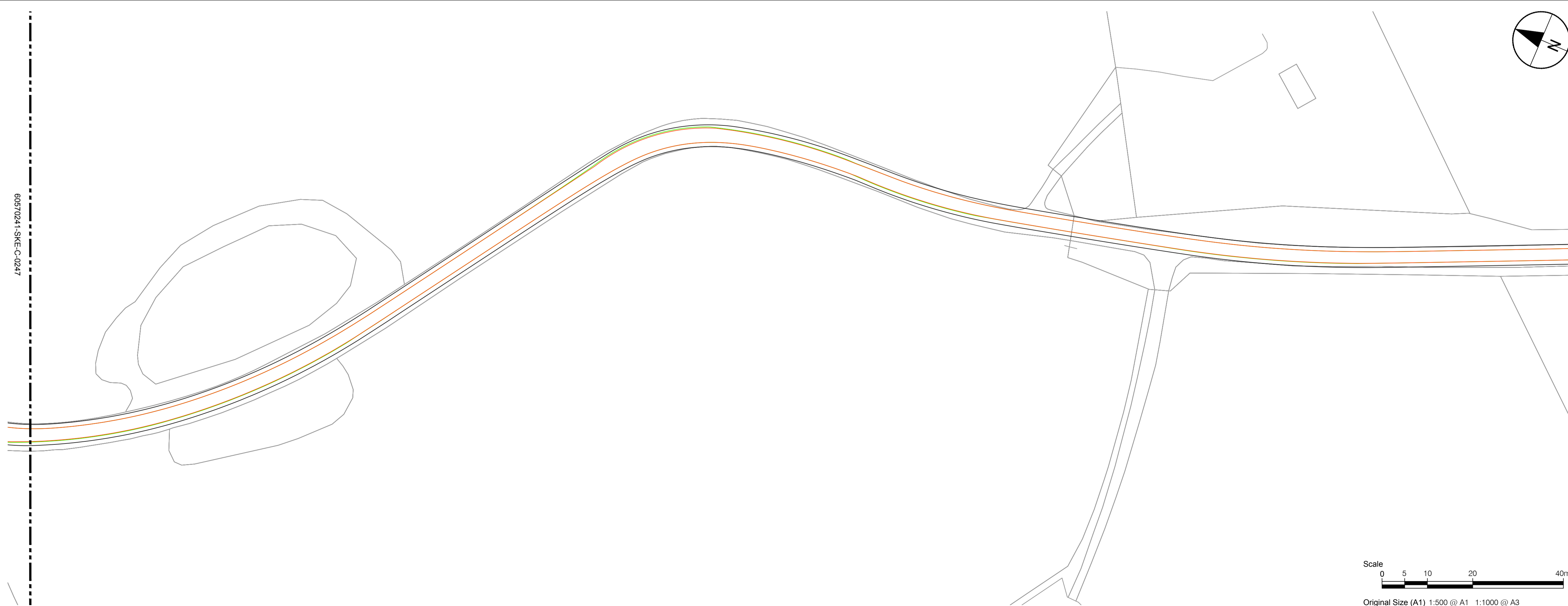
ISO A1 594mm x 841mm  
 Approved: \_\_\_\_\_  
 Checked: \_\_\_\_\_  
 Designer: \_\_\_\_\_  
 Project Management Initials: \_\_\_\_\_



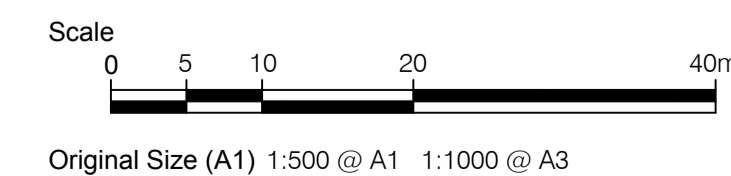
Low Loader with CAT D11T  
 Overall Length 16.633m  
 Overall Width 2.500m  
 Overall Body Height 0.395m  
 Min Body Ground Clearance 0.323m  
 Max Track Width 2.500m  
 Lock to lock time 6.00s  
 Kerb to Kerb Turning Radius 6.793m



**PINCH POINT 11**



**PINCH POINT 12**



**PROJECT**  
 ILI PORTFOLIO EIA  
 RED JOHN PUMPED  
 STORAGE HYDRO

**CLIENT**  
 ILI (Highlands PSH)  
 Ltd.

**CONSULTANT**  
 AECOM  
 1 Tanfield  
 EDINBURGH, EH3 5DA  
 +44 (0) 131 301 8600 tel  
 +44 (0) 131 301 8699 fax  
 www.aecom.com

- NOTES**
1. ALL WORKS TO BE EXECUTED IN ACCORDANCE WITH THE SPECIFICATION FOR HIGHWAY WORKS - THE MANUAL OF CONTRACT DOCUMENTS FOR HIGHWAY WORKS, DESIGN MANUAL FOR ROADS AND BRIDGES, TRAFFIC SIGNS MANUAL AND LOCAL COUNCIL GUIDELINES.
  2. ALL DIMENSIONS ARE IN MILLIMETRES UNLESS STATED OTHERWISE. ALL LEVELS ARE IN METRES AND RELATE TO ORDANCE DATUM.
  3. DO NOT SCALE FROM ANY DRAWING. WORK TO FIGURED DIMENSIONS ONLY. ANY DISCREPANCIES IN DIMENSION ARE TO BE REFERRED TO THE DESIGNER BEFORE WORK IS PUT TO HAND.
  4. ALL DIMENSIONS AND LEVELS ARE TO BE CHECKED ON SITE BY THE CONTRACTOR PRIOR TO PREPARING ANY WORKING DRAWINGS OR COMMENCING ON SITE.
  5. ALL WORKS BY THE CONTRACTOR MUST BE CARRIED OUT IN SUCH A WAY THAT ALL REQUIREMENTS UNDER THE HEALTH AND SAFETY AT WORK ACT ARE SATISFIED.
  6. ALL WORK IS TO BE CARRIED OUT IN COMPLIANCE WITH THE REQUIREMENTS OF THE STATUTORY AUTHORITIES AND CONSTRUCTION DESIGN AND MANAGEMENT REGULATIONS.
  7. DRAWING BASE RECEIVED FROM EMAPSITE. AECOM CANNOT GUARANTEE THEIR ACCURACY. CONTRACTOR TO SATISFY THEMSELVES AS TO THE ACCURACY OF SUCH INFORMATION.

**ISSUE/REVISION**

I/R	DATE	DESCRIPTION

**KEY PLAN**

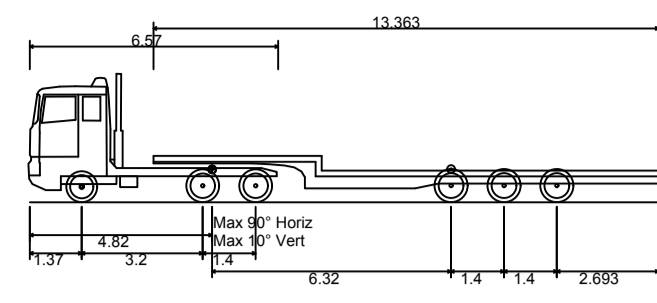
**PROJECT NUMBER**  
 60570241

**SHEET TITLE**  
 B851 TO B862  
 SPA LOW LOADER CAT D11T  
 SHEET 11 OF 17

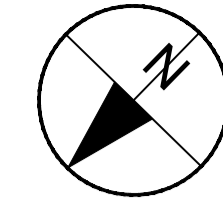
**SHEET NUMBER**  
 60570241-SKE-C-0246

This drawing has been prepared for the use of AECOM's client. It may not be used, modified, reproduced or relied upon by third parties, except as agreed by AECOM or as required by law. AECOM accepts no responsibility, and denies any liability, whatsoever, to any party that uses or relies on this drawing without AECOM's express written consent. All measurements must be obtained from the stated dimensions.

Filename: F:\PROJECTS\DEVELOPMENT - RED JOHN PSH EIA\03 EXECUTION\04 CAD\25-SKETCHES\60570241-SKE-C-0246T0252.DWG  
 Last saved by: SWANSONAJ Last Potted: 2018-10-11



Low Loader with CAT D11T  
 Overall Length 16.633m  
 Overall Width 2.500m  
 Overall Body Height 3.395m  
 Min Body Ground Clearance 0.323m  
 Max Track Width 2.500m  
 Lock to lock time 6.00s  
 Kerb to Kerb Turning Radius 6.790m

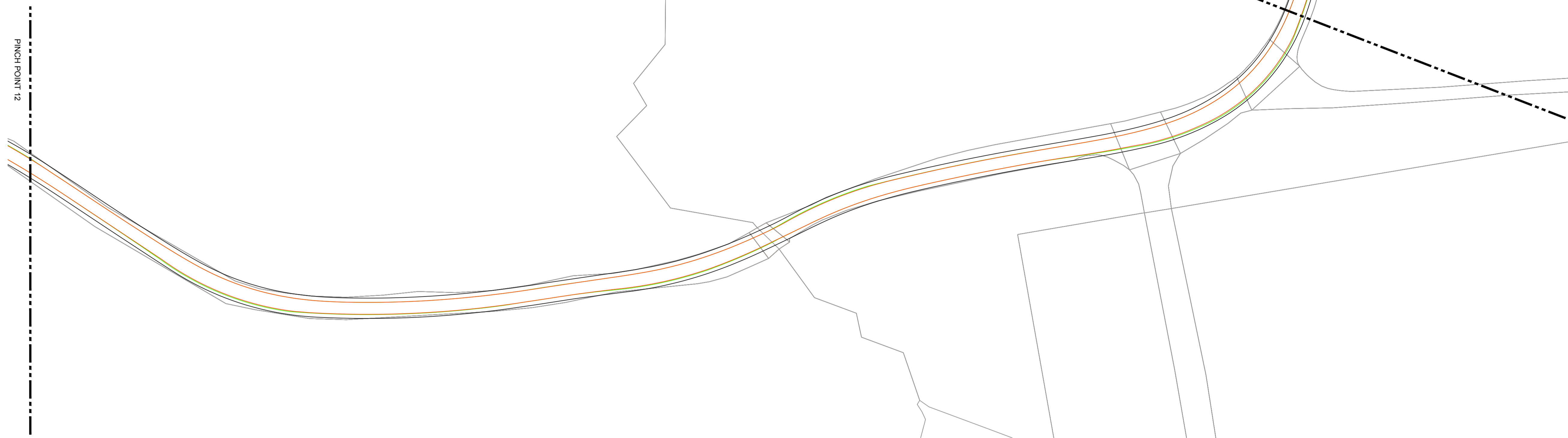


- NOTES**
- ALL WORKS TO BE EXECUTED IN ACCORDANCE WITH THE SPECIFICATION FOR HIGHWAY WORKS - THE MANUAL OF CONTRACT DOCUMENTS FOR HIGHWAY WORKS, DESIGN MANUAL FOR ROADS AND BRIDGES, TRAFFIC SIGNS MANUAL AND LOCAL COUNCIL GUIDELINES.
  - ALL DIMENSIONS ARE IN MILLIMETRES UNLESS STATED OTHERWISE. ALL LEVELS ARE IN METRES AND RELATE TO ORDNANCE DATUM.
  - DO NOT SCALE FROM ANY DRAWING. WORK TO FIGURED DIMENSIONS ONLY. ANY DISCREPANCIES IN DIMENSION ARE TO BE REFERRED TO THE DESIGNER BEFORE WORK IS PUT TO HAND.
  - ALL DIMENSIONS AND LEVELS ARE TO BE CHECKED ON SITE BY THE CONTRACTOR PRIOR TO PREPARING ANY WORKING DRAWINGS OR COMMENCING ON SITE.
  - ALL WORKS BY THE CONTRACTOR MUST BE CARRIED OUT IN SUCH A WAY THAT ALL REQUIREMENTS UNDER THE HEALTH AND SAFETY AT WORK ACT ARE SATISFIED.
  - ALL WORK IS TO BE CARRIED OUT IN COMPLIANCE WITH THE REQUIREMENTS OF THE STATUTORY AUTHORITIES AND CONSTRUCTION DESIGN AND MANAGEMENT REGULATIONS.
  - DRAWING BASE RECEIVED FROM EMAPSITE. AECOM CANNOT GUARANTEE THEIR ACCURACY. CONTRACTOR TO SATISFY THEMSELVES AS TO THE ACCURACY OF SUCH INFORMATION.


**ISSUE/REVISION**

I/R	DATE	DESCRIPTION

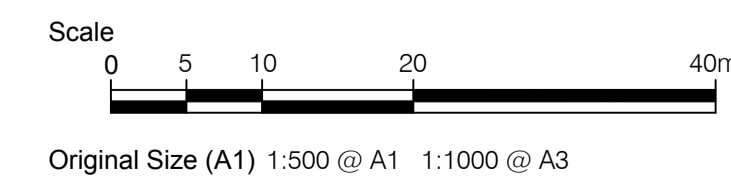
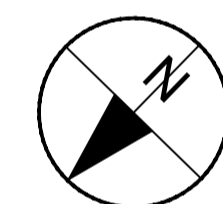
**KEY PLAN**



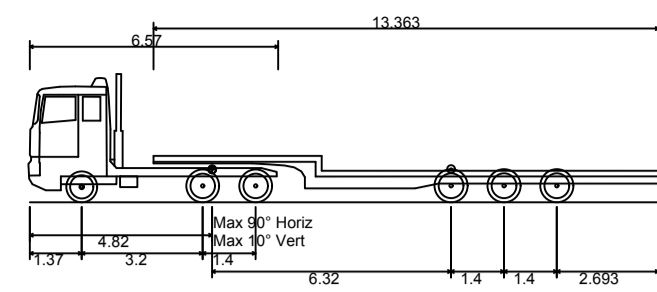
**PINCH POINT 12**



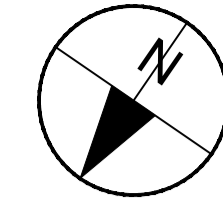
**PINCH POINT 12**



This drawing has been prepared for the use of AECOM's client. It may not be used, modified, reproduced or relied upon by third parties, except as agreed by AECOM or as required by law. AECOM accepts no responsibility, and denies any liability, whatsoever, to any party that uses or relies on this drawing without AECOM's express written consent. All measurements must be obtained from the stated dimensions.



Low Loader with CAT D11T  
 Overall Length 16.633m  
 Overall Width 2.500m  
 Overall Body Height 3.396m  
 Min Body Ground Clearance 0.323m  
 Max Track Width 2.500m  
 Lock to lock time 6.00s  
 Kerb to Kerb Turning Radius 6.790m



- NOTES**
1. ALL WORKS TO BE EXECUTED IN ACCORDANCE WITH THE SPECIFICATION FOR HIGHWAY WORKS - THE MANUAL OF CONTRACT DOCUMENTS FOR HIGHWAY WORKS, DESIGN MANUAL FOR ROADS AND BRIDGES, TRAFFIC SIGNS MANUAL AND LOCAL COUNCIL GUIDELINES.
  2. ALL DIMENSIONS ARE IN MILLIMETRES UNLESS STATED OTHERWISE. ALL LEVELS ARE IN METRES AND RELATE TO ORDANCE DATUM.
  3. DO NOT SCALE FROM ANY DRAWING. WORK TO FIGURED DIMENSIONS ONLY. ANY DISCREPANCIES IN DIMENSION ARE TO BE REFERRED TO THE DESIGNER BEFORE WORK IS PUT TO HAND.
  4. ALL DIMENSIONS AND LEVELS ARE TO BE CHECKED ON SITE BY THE CONTRACTOR PRIOR TO PREPARING ANY WORKING DRAWINGS OR COMMENCING ON SITE.
  5. ALL WORKS BY THE CONTRACTOR MUST BE CARRIED OUT IN SUCH A WAY THAT ALL REQUIREMENTS UNDER THE HEALTH AND SAFETY AT WORK ACT ARE SATISFIED.
  6. ALL WORK IS TO BE CARRIED OUT IN COMPLIANCE WITH THE REQUIREMENTS OF THE STATUTORY AUTHORITIES AND CONSTRUCTION DESIGN AND MANAGEMENT REGULATIONS.
  7. DRAWING BASE RECEIVED FROM EMAPSITE. AECOM CANNOT GUARANTEE THEIR ACCURACY. CONTRACTOR TO SATISFY THEMSELVES AS TO THE ACCURACY OF SUCH INFORMATION.

**ISSUE/REVISION**

I/R	DATE	DESCRIPTION

**KEY PLAN**

**PROJECT NUMBER**

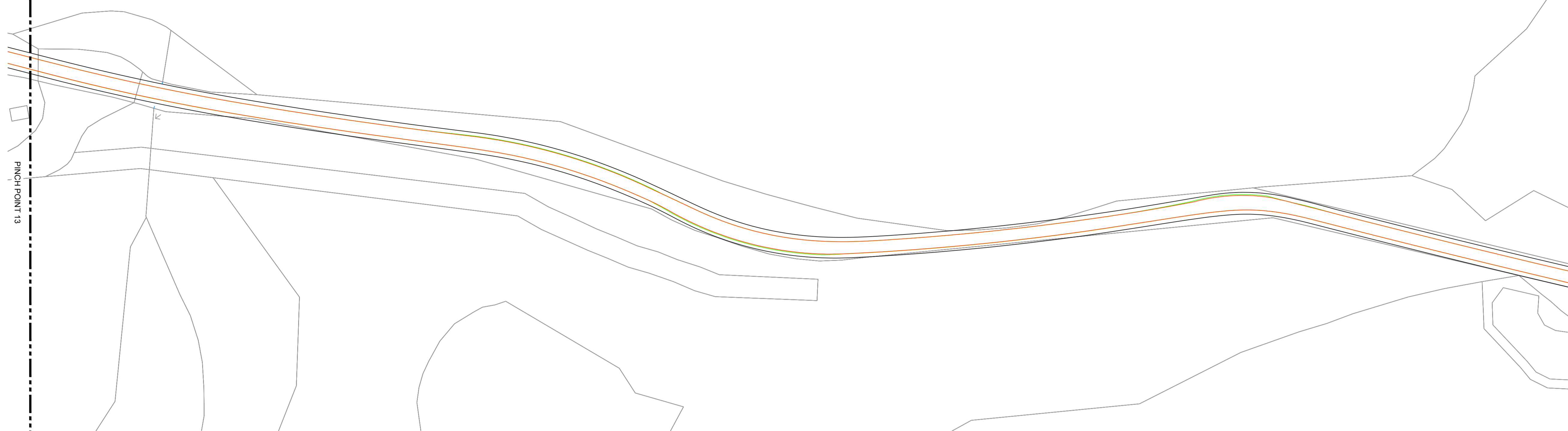
60570241

**SHEET TITLE**

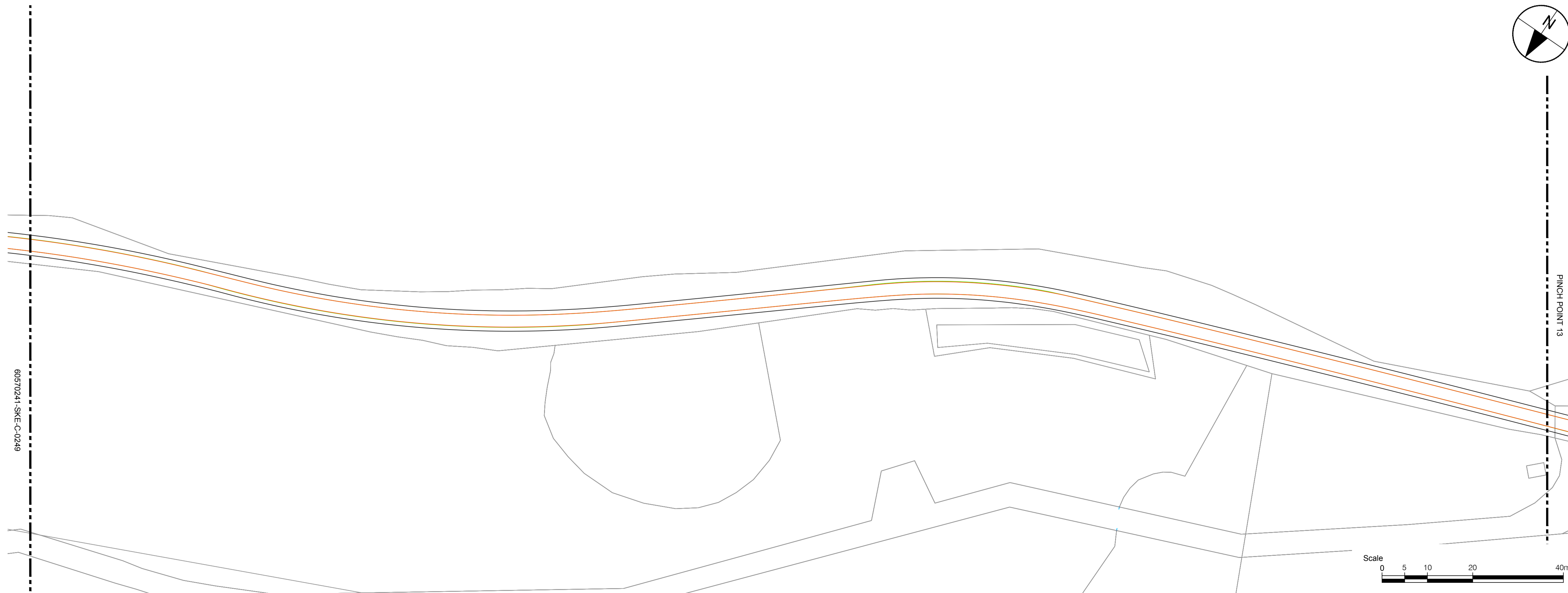
B851 TO B862  
 SPA LOW LOADER CAT D11T  
 SHEET 13 OF 17

**SHEET NUMBER**

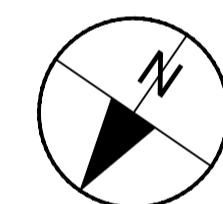
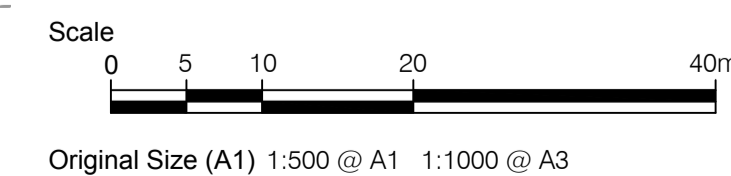
60570241-SKE-C-0248



**PINCH POINT 13**

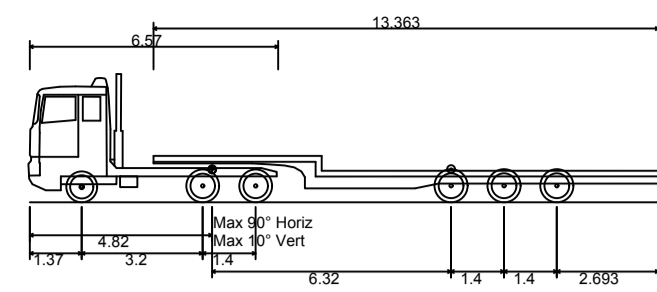


**PINCH POINT 13**

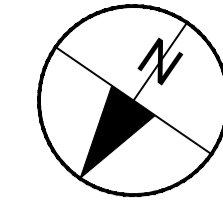


This drawing has been prepared for the use of AECOM's client. It may not be used, modified, reproduced or relied upon by third parties, except as agreed by AECOM or as required by law. AECOM accepts no responsibility, and denies any liability, whatsoever, to any party that uses or relies on this drawing without AECOM's express written consent. All measurements must be obtained from the stated dimensions.





Low Loader with CAT D11T	
Overall Length	16.633m
Overall Width	2.500m
Overall Body Height	3.395m
Min Body Ground Clearance	0.323m
Max Track Width	2.500m
Lock to lock time	6.00s
Kerb to Kerb Turning Radius	6.790m



**PROJECT**  
 ILI PORTFOLIO EIA  
 RED JOHN PUMPED  
 STORAGE HYDRO

**CLIENT**  
 ILI (Highlands PSH)  
 Ltd.

**CONSULTANT**  
 AECOM  
 1 Tanfield  
 EDINBURGH, EH3 5DA  
 +44 (0) 131 301 8600 tel  
 +44 (0) 131 301 8699 fax  
 www.aecom.com

- NOTES**
1. ALL WORKS TO BE EXECUTED IN ACCORDANCE WITH THE SPECIFICATION FOR HIGHWAY WORKS - THE MANUAL OF CONTRACT DOCUMENTS FOR HIGHWAY WORKS, DESIGN MANUAL FOR ROADS AND BRIDGES, TRAFFIC SIGNS MANUAL AND LOCAL COUNCIL GUIDELINES.
  2. ALL DIMENSIONS ARE IN MILLIMETRES UNLESS STATED OTHERWISE. ALL LEVELS ARE IN METRES AND RELATE TO ORDNANCE DATUM.
  3. DO NOT SCALE FROM ANY DRAWING. WORK TO FIGURED DIMENSIONS ONLY. ANY DISCREPANCIES IN DIMENSION ARE TO BE REFERRED TO THE DESIGNER BEFORE WORK IS PUT TO HAND.
  4. ALL DIMENSIONS AND LEVELS ARE TO BE CHECKED ON SITE BY THE CONTRACTOR PRIOR TO PREPARING ANY WORKING DRAWINGS OR COMMENCING ON SITE.
  5. ALL WORKS BY THE CONTRACTOR MUST BE CARRIED OUT IN SUCH A WAY THAT ALL REQUIREMENTS UNDER THE HEALTH AND SAFETY AT WORK ACT ARE SATISFIED.
  6. ALL WORK IS TO BE CARRIED OUT IN COMPLIANCE WITH THE REQUIREMENTS OF THE STATUTORY AUTHORITIES AND CONSTRUCTION DESIGN AND MANAGEMENT REGULATIONS.
  7. DRAWING BASE RECEIVED FROM EMAPSITE. AECOM CANNOT GUARANTEE THEIR ACCURACY. CONTRACTOR TO SATISFY THEMSELVES AS TO THE ACCURACY OF SUCH INFORMATION.

**ISSUE/REVISION**

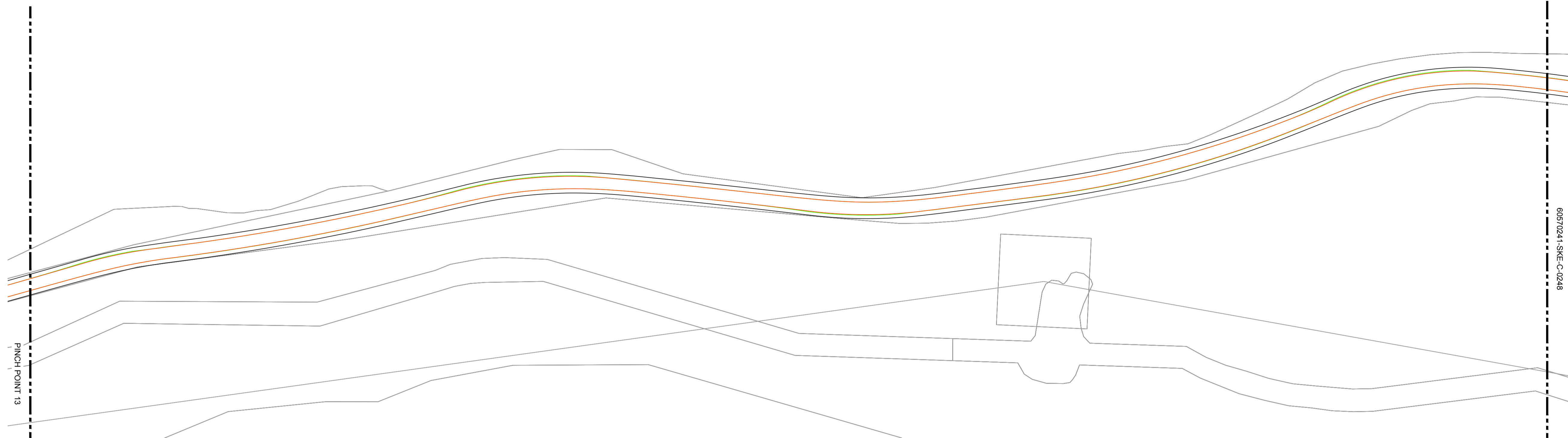
I/R	DATE	DESCRIPTION

**KEY PLAN**


**PROJECT NUMBER**  
 60570241

**SHEET TITLE**  
 B851 TO B862  
 SPA LOW LOADER CAT D11T  
 SHEET 14 OF 17

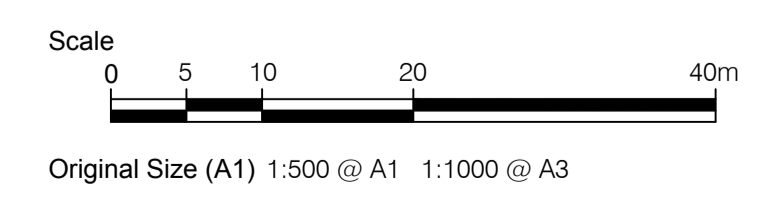
**SHEET NUMBER**  
 60570241-SKE-C-0249



**PINCH POINT 13**

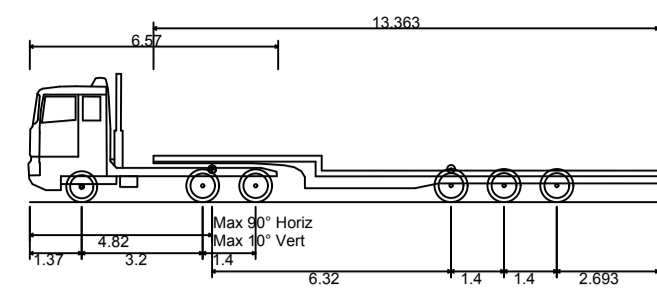


**PINCH POINT 13**




This drawing has been prepared for the use of AECOM's client. It may not be used, modified, reproduced or relied upon by third parties, except as agreed by AECOM or as required by law. AECOM accepts no responsibility, and denies any liability, whatsoever, to any party that uses or relies on this drawing without AECOM's express written consent. All measurements must be obtained from the stated dimensions.

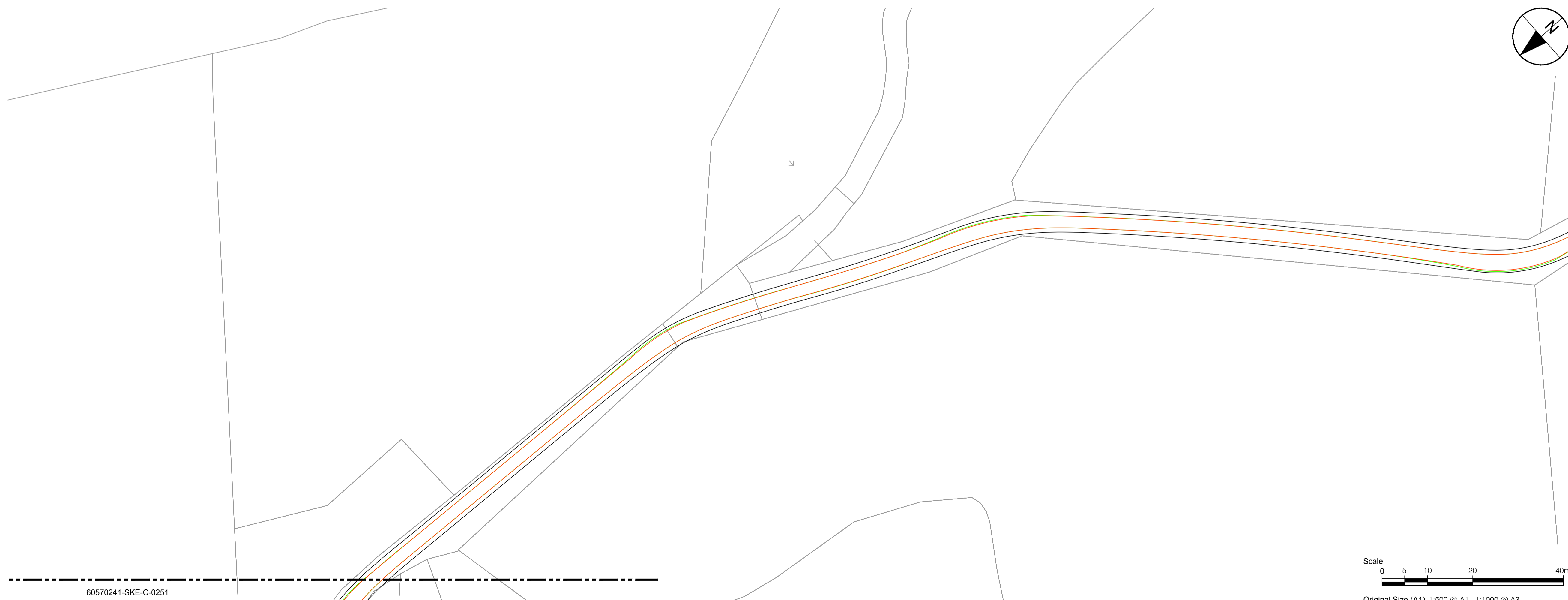
ISO A1 594mm x 841mm  
 Approved: \_\_\_\_\_  
 Checked: \_\_\_\_\_  
 Designer: \_\_\_\_\_  
 Project Management Initials: \_\_\_\_\_



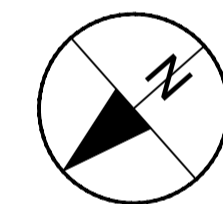
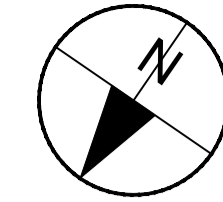
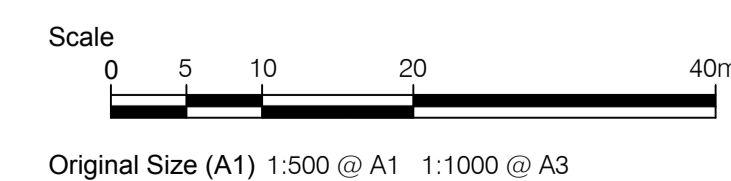
Low Loader with CAT D11T  
 Overall Length 16.633m  
 Overall Width 2.500m  
 Overall Body Height 0.395m  
 Min Body Ground Clearance 0.323m  
 Max Track Width 2.500m  
 Lock to lock time 6.00s  
 Kerb to Kerb Turning Radius 6.790m



**PINCH POINT 13**



**PINCH POINT 14**



**PROJECT**  
 ILI PORTFOLIO EIA  
 RED JOHN PUMPED  
 STORAGE HYDRO

**CLIENT**  
 ILI (Highlands PSH)  
 Ltd.

**CONSULTANT**  
 AECOM  
 1 Tanfield  
 EDINBURGH, EH3 5DA  
 +44 (0) 131 301 8600 tel  
 +44 (0) 131 301 8699 fax  
 www.aecom.com

- NOTES**
1. ALL WORKS TO BE EXECUTED IN ACCORDANCE WITH THE SPECIFICATION FOR HIGHWAY WORKS - THE MANUAL OF CONTRACT DOCUMENTS FOR HIGHWAY WORKS, DESIGN MANUAL FOR ROADS AND BRIDGES, TRAFFIC SIGNS MANUAL AND LOCAL COUNCIL GUIDELINES.
  2. ALL DIMENSIONS ARE IN MILLIMETRES UNLESS STATED OTHERWISE. ALL LEVELS ARE IN METRES AND RELATE TO ORDNANCE DATUM.
  3. DO NOT SCALE FROM ANY DRAWING. WORK TO FIGURED DIMENSIONS ONLY. ANY DISCREPANCIES IN DIMENSION ARE TO BE REFERRED TO THE DESIGNER BEFORE WORK IS PUT TO HAND.
  4. ALL DIMENSIONS AND LEVELS ARE TO BE CHECKED ON SITE BY THE CONTRACTOR PRIOR TO PREPARING ANY WORKING DRAWINGS OR COMMENCING ON SITE.
  5. ALL WORKS BY THE CONTRACTOR MUST BE CARRIED OUT IN SUCH A WAY THAT ALL REQUIREMENTS UNDER THE HEALTH AND SAFETY AT WORK ACT ARE SATISFIED.
  6. ALL WORK IS TO BE CARRIED OUT IN COMPLIANCE WITH THE REQUIREMENTS OF THE STATUTORY AUTHORITIES AND CONSTRUCTION DESIGN AND MANAGEMENT REGULATIONS.
  7. DRAWING BASE RECEIVED FROM EMAPSITE. AECOM CANNOT GUARANTEE THEIR ACCURACY. CONTRACTOR TO SATISFY THEMSELVES AS TO THE ACCURACY OF SUCH INFORMATION.

**ISSUE/REVISION**

I/R	DATE	DESCRIPTION

**KEY PLAN**

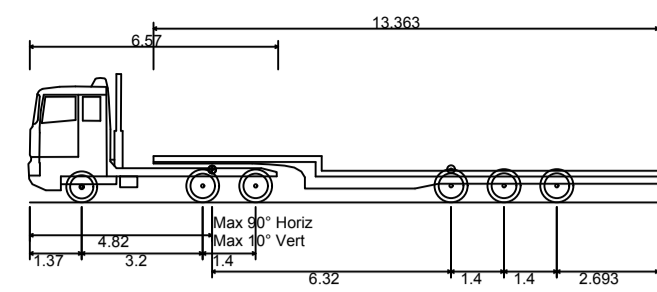
**PROJECT NUMBER**  
 60570241

**SHEET TITLE**  
 B851 TO B862  
 SPA LOW LOADER CAT D11T  
 SHEET 15 OF 17

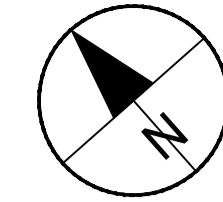
**SHEET NUMBER**  
 60570241-SKE-C-0250

This drawing has been prepared for the use of AECOM's client. It may not be used, modified, reproduced or relied upon by third parties, except as agreed by AECOM or as required by law. AECOM accepts no responsibility, and denies any liability, whatsoever, to any party that uses or relies on this drawing without AECOM's express written consent. All measurements must be obtained from the stated dimensions.

Filename: F:\PROJECTS\DEVELOPMENT - RED JOHN PSH EIA\03 EXECUTION\04 CAD\25-SKETCHES\60570241-SKE-C-0236\TO0252.DWG  
 Last saved by: SWANSONAU Last Pictured: 2016-10-11



Low Loader with CAT D11T  
 Overall Length 16.633m  
 Overall Width 2.500m  
 Overall Body Height 3.395m  
 Min Body Ground Clearance 0.320m  
 Max Track Width 2.500m  
 Lock to lock time 6.00s  
 Kerb to Kerb Turning Radius 6.790m



60570241-SKE-C-0250

**PROJECT**  
 ILI PORTFOLIO EIA  
 RED JOHN PUMPED  
 STORAGE HYDRO

**CLIENT**  
 ILI (Highlands PSH)  
 Ltd.

**CONSULTANT**  
 AECOM  
 1 Tanfield  
 EDINBURGH, EH3 5DA  
 +44 (0) 131 301 8600 tel  
 +44 (0) 131 301 8699 fax  
 www.aecom.com

- NOTES**
1. ALL WORKS TO BE EXECUTED IN ACCORDANCE WITH THE SPECIFICATION FOR HIGHWAY WORKS - THE MANUAL OF CONTRACT DOCUMENTS FOR HIGHWAY WORKS, DESIGN MANUAL FOR ROADS AND BRIDGES, TRAFFIC SIGNS MANUAL AND LOCAL COUNCIL GUIDELINES.
  2. ALL DIMENSIONS ARE IN MILLIMETRES UNLESS STATED OTHERWISE. ALL LEVELS ARE IN METRES AND RELATE TO ORDNANCE DATUM.
  3. DO NOT SCALE FROM ANY DRAWING. WORK TO FIGURED DIMENSIONS ONLY. ANY DISCREPANCIES IN DIMENSION ARE TO BE REFERRED TO THE DESIGNER BEFORE WORK IS PUT TO HAND.
  4. ALL DIMENSIONS AND LEVELS ARE TO BE CHECKED ON SITE BY THE CONTRACTOR PRIOR TO PREPARING ANY WORKING DRAWINGS OR COMMENCING ON SITE.
  5. ALL WORKS BY THE CONTRACTOR MUST BE CARRIED OUT IN SUCH A WAY THAT ALL REQUIREMENTS UNDER THE HEALTH AND SAFETY AT WORK ACT ARE SATISFIED.
  6. ALL WORK IS TO BE CARRIED OUT IN COMPLIANCE WITH THE REQUIREMENTS OF THE STATUTORY AUTHORITIES AND CONSTRUCTION DESIGN AND MANAGEMENT REGULATIONS.
  7. DRAWING BASE RECEIVED FROM EMAPSITE. AECOM CANNOT GUARANTEE THEIR ACCURACY. CONTRACTOR TO SATISFY THEMSELVES AS TO THE ACCURACY OF SUCH INFORMATION.

**ISSUE/REVISION**


I/R	DATE	DESCRIPTION

**KEY PLAN**

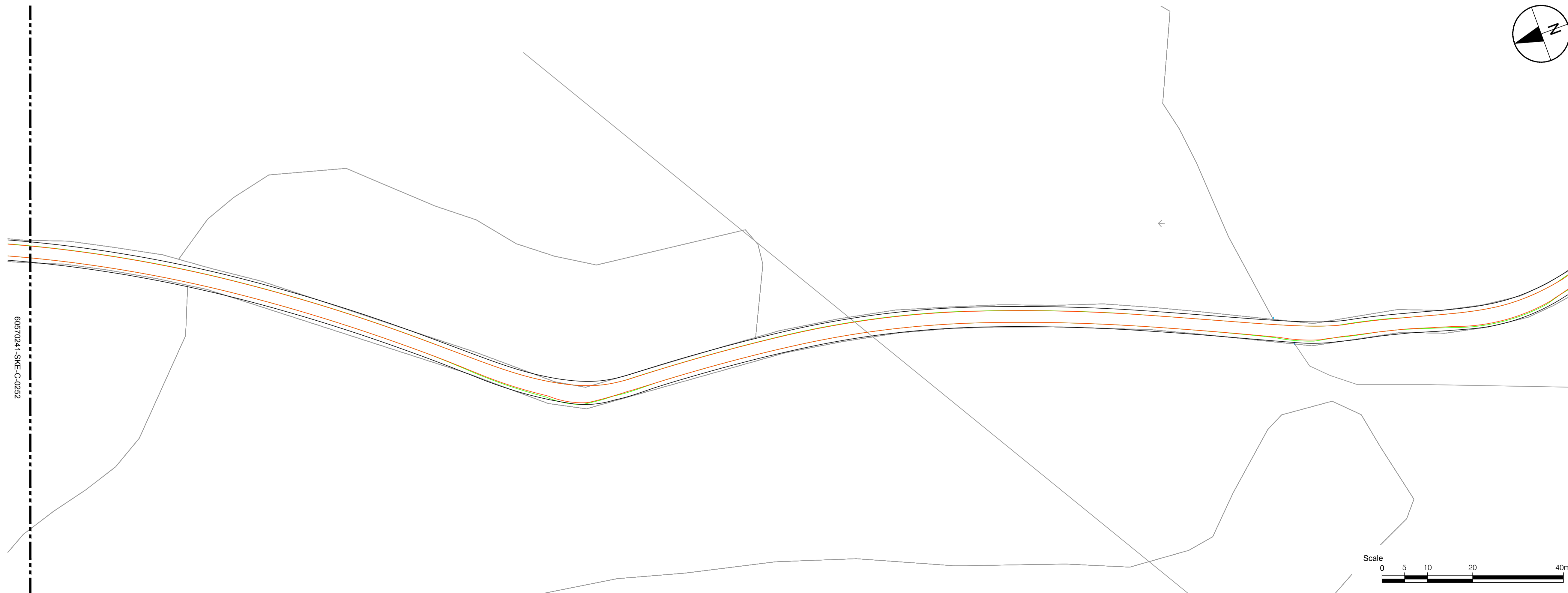
**PROJECT NUMBER**  
 60570241

**SHEET TITLE**  
 B851 TO B862  
 SPA LOW LOADER CAT D11T  
 SHEET 16 OF 17

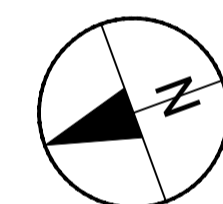
**SHEET NUMBER**  
 60570241-SKE-C-0251



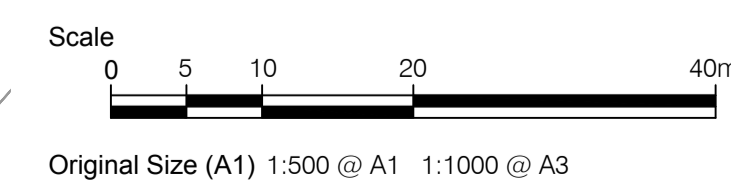
**PINCH POINT 14**



**PINCH POINT 15**

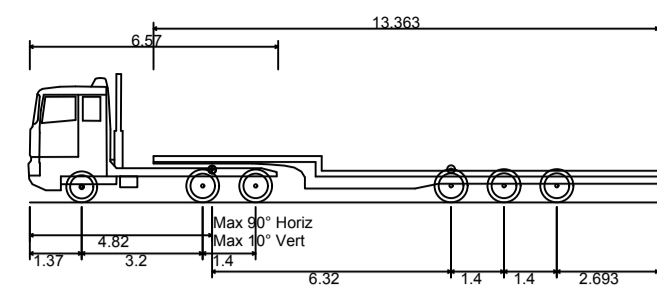


60570241-SKE-C-0252

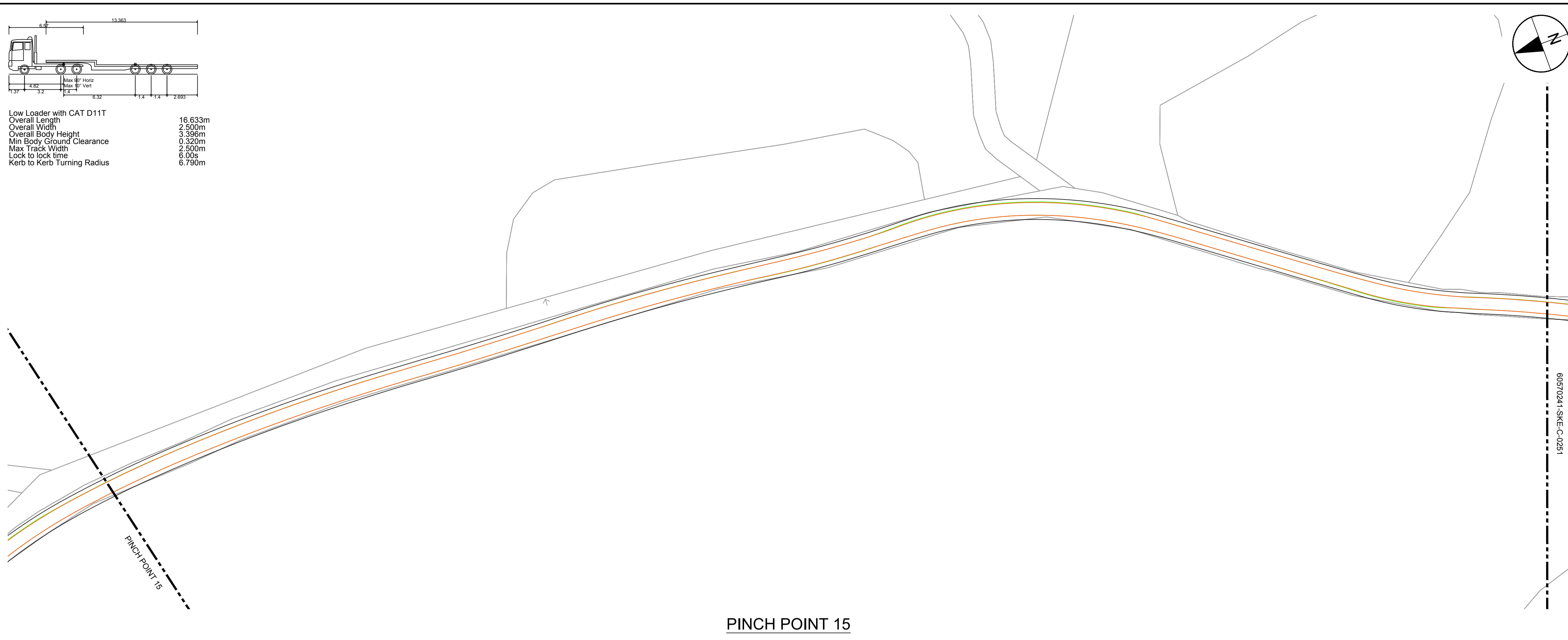


This drawing has been prepared for the use of AECOM's client. It may not be used, modified, reproduced or relied upon by third parties, except as agreed by AECOM or as required by law. AECOM accepts no responsibility, and denies any liability, whatsoever, to any party that uses or relies on this drawing without AECOM's express written consent. All measurements must be obtained from the stated dimensions.


ISO A1 594mm x 841mm  
 Approved: \_\_\_\_\_  
 Checked: \_\_\_\_\_  
 Designer: \_\_\_\_\_  
 Project Management Initials: \_\_\_\_\_  
 Filename: F:\PROJECTS\DEVELOPMENT - RED JOHN PSH EIA\03 EXECUTION\04 CAD\25-SKETCHES\60570241-SKE-C-0236TO0252.DWG  
 Last saved by: SWANSONAJ Last Potted: 2016-10-11



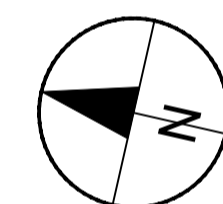
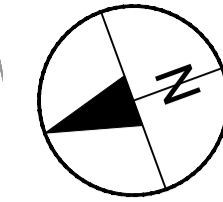
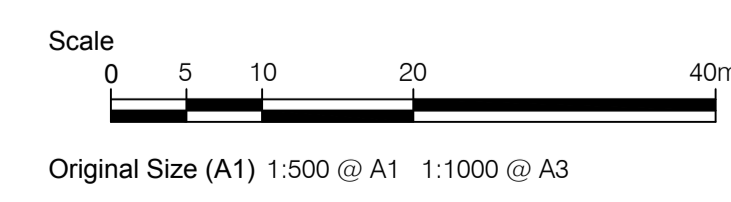
Low Loader with CAT D11T	
Overall Length	16.633m
Overall Width	2.500m
Overall Body Height	3.395m
Min Body Ground Clearance	0.320m
Max Track Width	2.500m
Lock to lock time	6.00s
Kerb to Kerb Turning Radius	6.790m



**PINCH POINT 15**



**PINCH POINT 15**



This drawing has been prepared for the use of AECOM's client. It may not be used, modified, reproduced or relied upon by third parties, except as agreed by AECOM or as required by law. AECOM accepts no responsibility, and denies any liability, whatsoever, to any party that uses or relies on this drawing without AECOM's express written consent. All measurements must be obtained from the stated dimensions.



**PROJECT**  
 ILI PORTFOLIO EIA  
 RED JOHN PUMPED  
 STORAGE HYDRO

**CLIENT**  
 ILI (Highlands PSH)  
 Ltd.

**CONSULTANT**  
 AECOM  
 1 Tanfield  
 EDINBURGH, EH3 5DA  
 +44 (0) 131 301 8600 tel  
 +44 (0) 131 301 8699 fax  
 www.aecom.com

- NOTES**
- ALL WORKS TO BE EXECUTED IN ACCORDANCE WITH THE SPECIFICATION FOR HIGHWAY WORKS - THE MANUAL OF CONTRACT DOCUMENTS FOR HIGHWAY WORKS, DESIGN MANUAL FOR ROADS AND BRIDGES, TRAFFIC SIGNS MANUAL AND LOCAL COUNCIL GUIDELINES.
  - ALL DIMENSIONS ARE IN MILLIMETRES UNLESS STATED OTHERWISE. ALL LEVELS ARE IN METRES AND RELATE TO ORDNANCE DATUM.
  - DO NOT SCALE FROM ANY DRAWING. WORK TO FIGURED DIMENSIONS ONLY. ANY DISCREPANCIES IN DIMENSION ARE TO BE REFERRED TO THE DESIGNER BEFORE WORK IS PUT TO HAND.
  - ALL DIMENSIONS AND LEVELS ARE TO BE CHECKED ON SITE BY THE CONTRACTOR PRIOR TO PREPARING ANY WORKING DRAWINGS OR COMMENCING ON SITE.
  - ALL WORKS BY THE CONTRACTOR MUST BE CARRIED OUT IN SUCH A WAY THAT ALL REQUIREMENTS UNDER THE HEALTH AND SAFETY AT WORK ACT ARE SATISFIED.
  - ALL WORK IS TO BE CARRIED OUT IN COMPLIANCE WITH THE REQUIREMENTS OF THE STATUTORY AUTHORITIES AND CONSTRUCTION DESIGN AND MANAGEMENT REGULATIONS.
  - DRAWING BASE RECEIVED FROM EMAPSITE. AECOM CANNOT GUARANTEE THEIR ACCURACY. CONTRACTOR TO SATISFY THEMSELVES AS TO THE ACCURACY OF SUCH INFORMATION.

**ISSUE/REVISION**

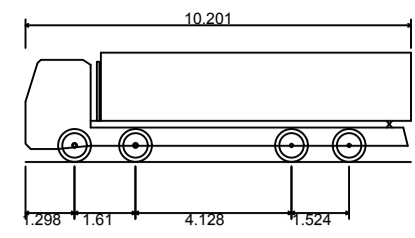
I/R	DATE	DESCRIPTION

**KEY PLAN**

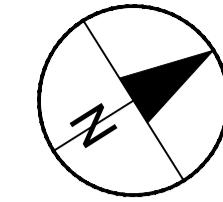
**PROJECT NUMBER**  
 60570241

**SHEET TITLE**  
 B851 TO B862  
 SPA LOW LOADER CAT D11T  
 SHEET 17 OF 17

**SHEET NUMBER**  
 60570241-SKE-C-0252



Large Tipper  
 Overall Length 10.201m  
 Overall Width 2.485m  
 Overall Body Height 2.890m  
 Min Body Ground Clearance 0.341m  
 Track Width 2.471m  
 Lock to lock time 6.00s  
 Kerb to Kerb Turning Radius 11.550m

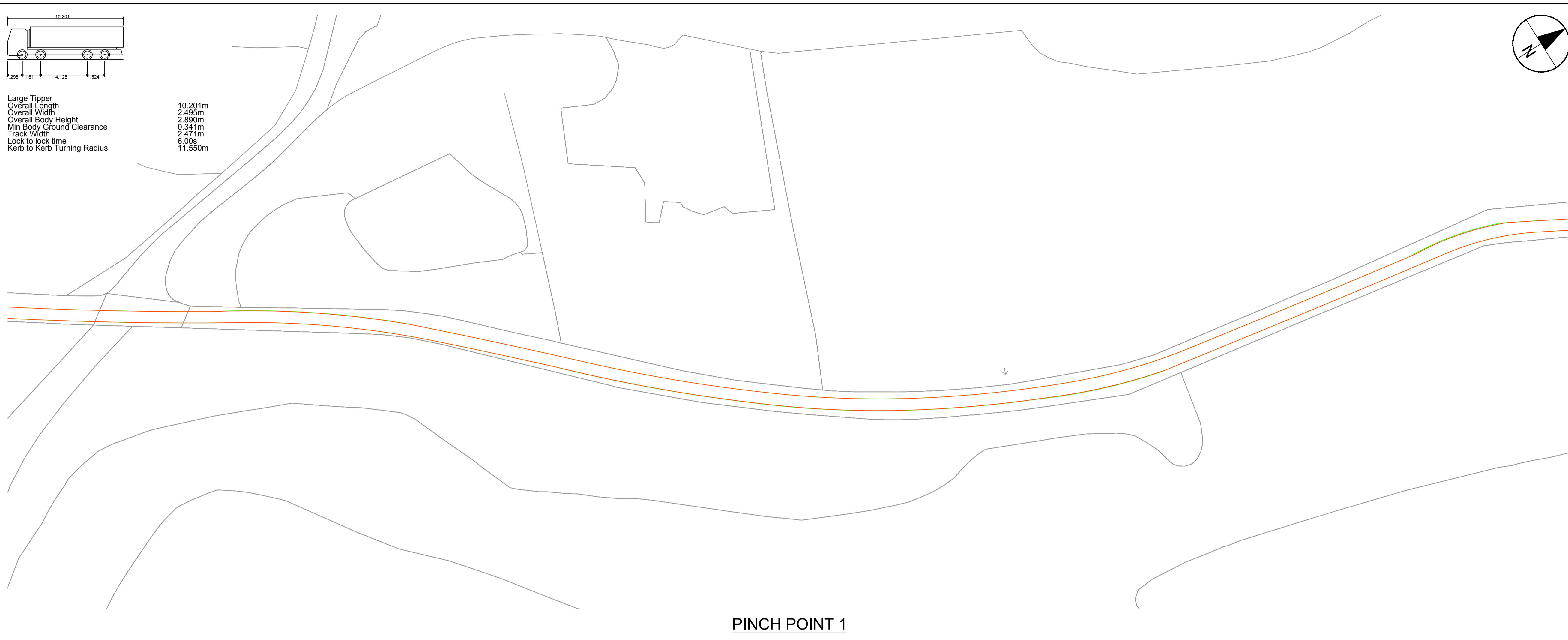


- NOTES**
1. ALL WORKS TO BE EXECUTED IN ACCORDANCE WITH THE SPECIFICATION FOR HIGHWAY WORKS - THE MANUAL OF CONTRACT DOCUMENTS FOR HIGHWAY WORKS, DESIGN MANUAL FOR ROADS AND BRIDGES, TRAFFIC SIGNS MANUAL AND LOCAL COUNCIL GUIDELINES.
  2. ALL DIMENSIONS ARE IN MILLIMETRES UNLESS STATED OTHERWISE. ALL LEVELS ARE IN METRES AND RELATE TO ORDNANCE DATUM.
  3. DO NOT SCALE FROM ANY DRAWING. WORK TO FIGURED DIMENSIONS ONLY. ANY DISCREPANCIES IN DIMENSION ARE TO BE REFERRED TO THE DESIGNER BEFORE WORK IS PUT TO HAND.
  4. ALL DIMENSIONS AND LEVELS ARE TO BE CHECKED ON SITE BY THE CONTRACTOR PRIOR TO PREPARING ANY WORKING DRAWINGS OR COMMENCING ON SITE.
  5. ALL WORKS BY THE CONTRACTOR MUST BE CARRIED OUT IN SUCH A WAY THAT ALL REQUIREMENTS UNDER THE HEALTH AND SAFETY AT WORK ACT ARE SATISFIED.
  6. ALL WORK IS TO BE CARRIED OUT IN COMPLIANCE WITH THE REQUIREMENTS OF THE STATUTORY AUTHORITIES AND CONSTRUCTION DESIGN AND MANAGEMENT REGULATIONS.
  7. DRAWING BASE RECEIVED FROM EMAPSITE. AECOM CANNOT GUARANTEE THEIR ACCURACY. CONTRACTOR TO SATISFY THEMSELVES AS TO THE ACCURACY OF SUCH INFORMATION.

**ISSUE/REVISION**

I/R	DATE	DESCRIPTION

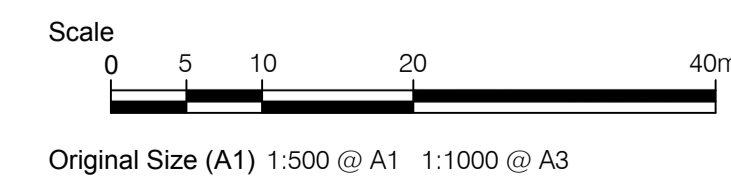
**KEY PLAN**



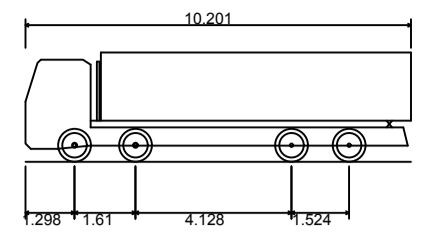
**PINCH POINT 1**



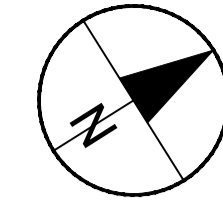
**PINCH POINT 2**



This drawing has been prepared for the use of AECOM's client. It may not be used, modified, reproduced or relied upon by third parties, except as agreed by AECOM or as required by law. AECOM accepts no responsibility, and denies any liability, whatsoever, to any party that uses or relies on this drawing without AECOM's express written consent. All measurements must be obtained from the stated dimensions.



Large Tipper  
 Overall Length 10.201m  
 Overall Width 2.485m  
 Overall Body Height 2.890m  
 Min Body Ground Clearance 0.341m  
 Track Width 2.471m  
 Lock to lock time 6.00s  
 Kerb to Kerb Turning Radius 11.550m



60570241-SKE-C-0255

# AECOM

**PROJECT**  
 ILI PORTFOLIO EIA  
 RED JOHN PUMPED  
 STORAGE HYDRO

**CLIENT**  
 ILI (Highlands PSH)  
 Ltd.

**CONSULTANT**  
 AECOM  
 1 Tanfield  
 EDINBURGH, EH3 5DA  
 +44 (0) 131 301 8600 tel  
 +44 (0) 131 301 8699 fax  
 www.aecom.com

- NOTES**
1. ALL WORKS TO BE EXECUTED IN ACCORDANCE WITH THE SPECIFICATION FOR HIGHWAY WORKS - THE MANUAL OF CONTRACT DOCUMENTS FOR HIGHWAY WORKS, DESIGN MANUAL FOR ROADS AND BRIDGES, TRAFFIC SIGNS MANUAL AND LOCAL COUNCIL GUIDELINES.
  2. ALL DIMENSIONS ARE IN MILLIMETRES UNLESS STATED OTHERWISE. ALL LEVELS ARE IN METRES AND RELATE TO ORDNANCE DATUM.
  3. DO NOT SCALE FROM ANY DRAWING. WORK TO FIGURED DIMENSIONS ONLY. ANY DISCREPANCIES IN DIMENSION ARE TO BE REFERRED TO THE DESIGNER BEFORE WORK IS PUT TO HAND.
  4. ALL DIMENSIONS AND LEVELS ARE TO BE CHECKED ON SITE BY THE CONTRACTOR PRIOR TO PREPARING ANY WORKING DRAWINGS OR COMMENCING ON SITE.
  5. ALL WORKS BY THE CONTRACTOR MUST BE CARRIED OUT IN SUCH A WAY THAT ALL REQUIREMENTS UNDER THE HEALTH AND SAFETY AT WORK ACT ARE SATISFIED.
  6. ALL WORK IS TO BE CARRIED OUT IN COMPLIANCE WITH THE REQUIREMENTS OF THE STATUTORY AUTHORITIES AND CONSTRUCTION DESIGN AND MANAGEMENT REGULATIONS.
  7. DRAWING BASE RECEIVED FROM EMAPSITE. AECOM CANNOT GUARANTEE THEIR ACCURACY. CONTRACTOR TO SATISFY THEMSELVES AS TO THE ACCURACY OF SUCH INFORMATION.

**ISSUE/REVISION**

I/R	DATE	DESCRIPTION

**KEY PLAN**

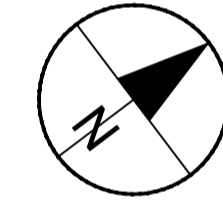
**PROJECT NUMBER**  
 60570241

**SHEET TITLE**  
 B851 TO B862  
 SPA LARGE TIPPER  
 SHEET 2 OF 17

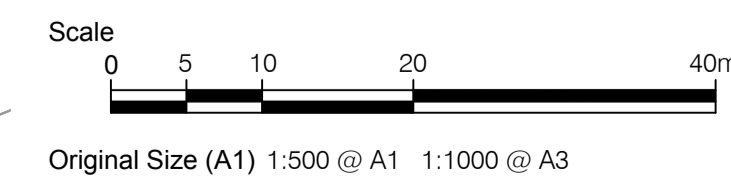
**SHEET NUMBER**  
 60570241-SKE-C-0254



**PINCH POINT 2**

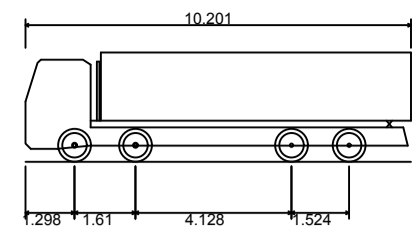


**PINCH POINT 3**



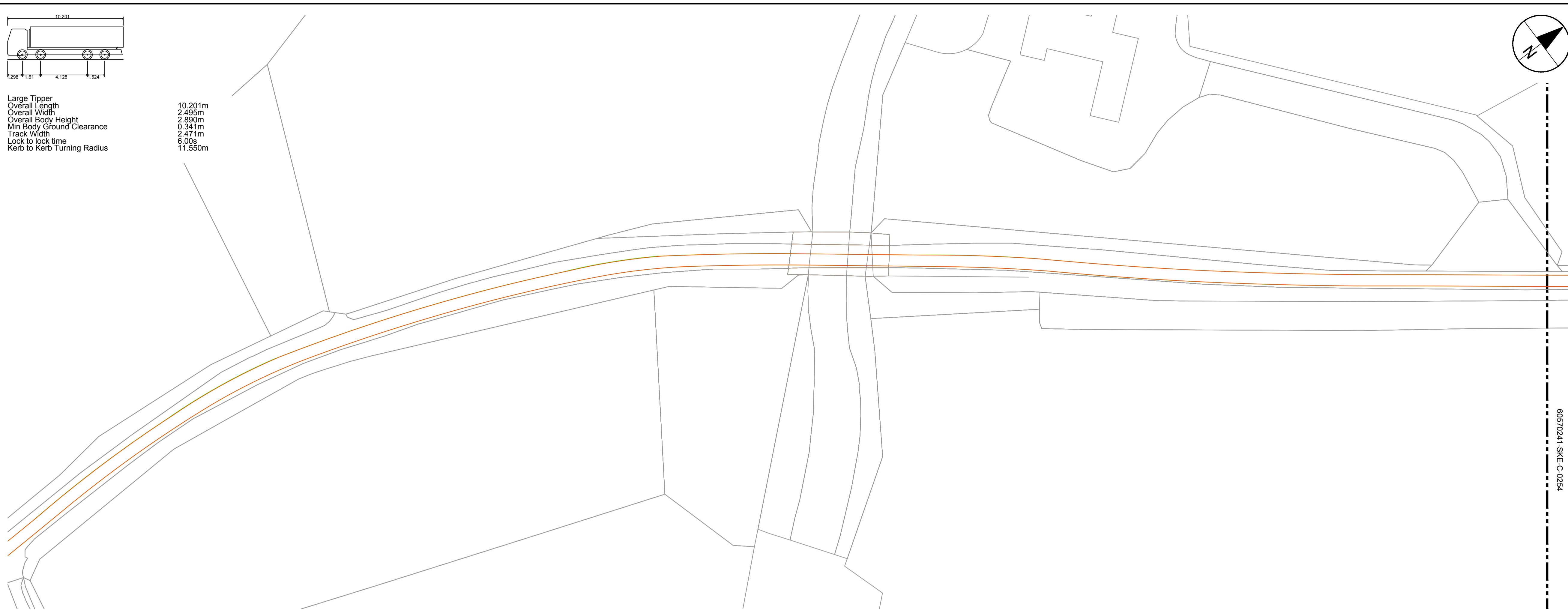
This drawing has been prepared for the use of AECOM's client. It may not be used, modified, reproduced or relied upon by third parties, except as agreed by AECOM or as required by law. AECOM accepts no responsibility, and denies any liability, whatsoever, to any party that uses or relies on this drawing without AECOM's express written consent. All measurements must be obtained from the stated dimensions.

ISO A1 594mm x 841mm

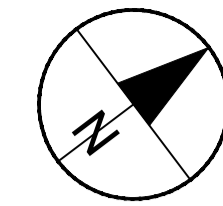


Large Tipper  
 Overall Length 10.201m  
 Overall Width 2.485m  
 Overall Body Height 2.890m  
 Min Body Ground Clearance 0.341m  
 Track Width 2.471m  
 Lock to lock time 6.00s  
 Kerb to Kerb Turning Radius 11.550m

Project Management Initials: \_\_\_\_\_ Designer: \_\_\_\_\_ Checked: \_\_\_\_\_ Approved: \_\_\_\_\_



**PINCH POINT 3**



60570241-SKE-C-0254



**PROJECT**  
 ILI PORTFOLIO EIA  
 RED JOHN PUMPED  
 STORAGE HYDRO

**CLIENT**  
 ILI (Highlands PSH)  
 Ltd.

**CONSULTANT**  
 AECOM  
 1 Tanfield  
 EDINBURGH, EH3 5DA  
 +44 (0) 131 301 8600 tel  
 +44 (0) 131 301 8699 fax  
 www.aecom.com

- NOTES**
1. ALL WORKS TO BE EXECUTED IN ACCORDANCE WITH THE SPECIFICATION FOR HIGHWAY WORKS - THE MANUAL OF CONTRACT DOCUMENTS FOR HIGHWAY WORKS, DESIGN MANUAL FOR ROADS AND BRIDGES, TRAFFIC SIGNS MANUAL AND LOCAL COUNCIL GUIDELINES.
  2. ALL DIMENSIONS ARE IN MILLIMETRES UNLESS STATED OTHERWISE. ALL LEVELS ARE IN METRES AND RELATE TO ORDNANCE DATUM.
  3. DO NOT SCALE FROM ANY DRAWING. WORK TO FIGURED DIMENSIONS ONLY. ANY DISCREPANCIES IN DIMENSION ARE TO BE REFERRED TO THE DESIGNER BEFORE WORK IS PUT TO HAND.
  4. ALL DIMENSIONS AND LEVELS ARE TO BE CHECKED ON SITE BY THE CONTRACTOR PRIOR TO PREPARING ANY WORKING DRAWINGS OR COMMENCING ON SITE.
  5. ALL WORKS BY THE CONTRACTOR MUST BE CARRIED OUT IN SUCH A WAY THAT ALL REQUIREMENTS UNDER THE HEALTH AND SAFETY AT WORK ACT ARE SATISFIED.
  6. ALL WORK IS TO BE CARRIED OUT IN COMPLIANCE WITH THE REQUIREMENTS OF THE STATUTORY AUTHORITIES AND CONSTRUCTION DESIGN AND MANAGEMENT REGULATIONS.
  7. DRAWING BASE RECEIVED FROM EMAPSITE. AECOM CANNOT GUARANTEE THEIR ACCURACY. CONTRACTOR TO SATISFY THEMSELVES AS TO THE ACCURACY OF SUCH INFORMATION.

**ISSUE/REVISION**

I/R	DATE	DESCRIPTION

**KEY PLAN**

**PROJECT NUMBER**  
 60570241

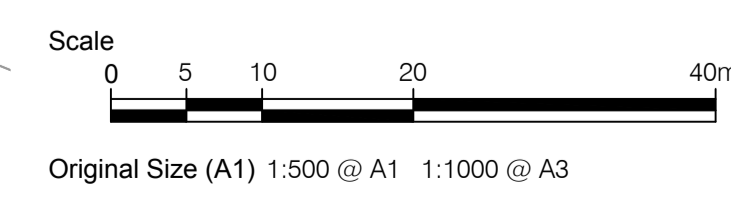
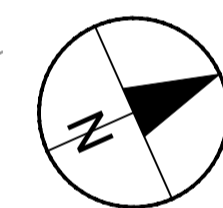
**SHEET TITLE**  
 B851 TO B862  
 SPA LARGE TIPPER  
 SHEET 3 OF 17

**SHEET NUMBER**  
 60570241-SKE-C-0255

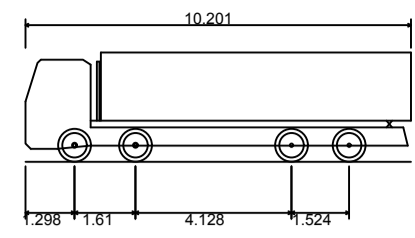
Filename: F:\PROJECTS\DEVELOPMENT - RED JOHN PSH EIA\03 EXECUTION\04 CAD\25-SKETCHES\60570241-SKE-C-0255\T02089.DWG  
 Last saved by: SWANSONAU | Last Modified: 2016-10-11



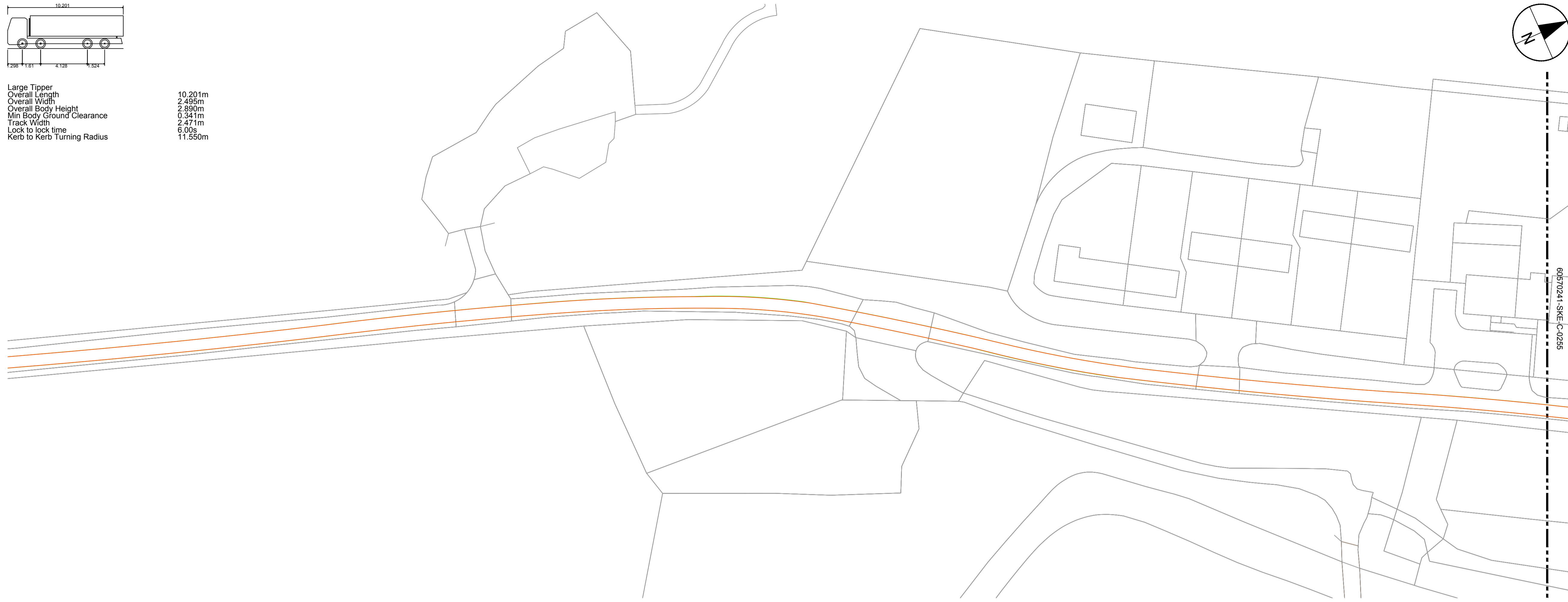
**PINCH POINT 4**



This drawing has been prepared for the use of AECOM's client. It may not be used, modified, reproduced or relied upon by third parties, except as agreed by AECOM or as required by law. AECOM accepts no responsibility, and denies any liability, whatsoever, to any party that uses or relies on this drawing without AECOM's express written consent. Do not scale this document. All measurements must be obtained from the stated dimensions.



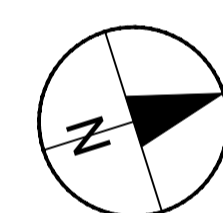
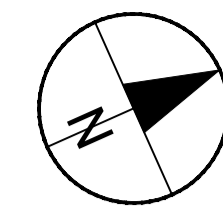
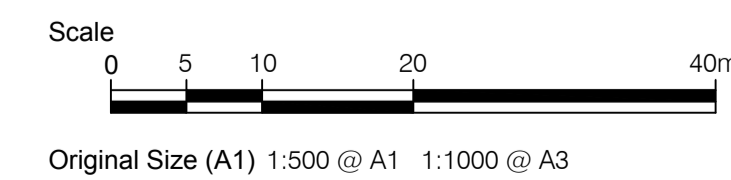
Large Tipper  
 Overall Length 10.201m  
 Overall Width 2.485m  
 Overall Body Height 2.890m  
 Min Body Ground Clearance 0.341m  
 Track Width 2.471m  
 Lock to lock time 6.00s  
 Kerb to Kerb Turning Radius 11.550m



**PINCH POINT 4**



**PINCH POINT 5**



- NOTES**
1. ALL WORKS TO BE EXECUTED IN ACCORDANCE WITH THE SPECIFICATION FOR HIGHWAY WORKS - THE MANUAL OF CONTRACT DOCUMENTS FOR HIGHWAY WORKS, DESIGN MANUAL FOR ROADS AND BRIDGES, TRAFFIC SIGNS MANUAL AND LOCAL COUNCIL GUIDELINES.
  2. ALL DIMENSIONS ARE IN MILLIMETRES UNLESS STATED OTHERWISE. ALL LEVELS ARE IN METRES AND RELATE TO ORDNANCE DATUM.
  3. DO NOT SCALE FROM ANY DRAWING. WORK TO FIGURED DIMENSIONS ONLY. ANY DISCREPANCIES IN DIMENSION ARE TO BE REFERRED TO THE DESIGNER BEFORE WORK IS PUT TO HAND.
  4. ALL DIMENSIONS AND LEVELS ARE TO BE CHECKED ON SITE BY THE CONTRACTOR PRIOR TO PREPARING ANY WORKING DRAWINGS OR COMMENCING ON SITE.
  5. ALL WORKS BY THE CONTRACTOR MUST BE CARRIED OUT IN SUCH A WAY THAT ALL REQUIREMENTS UNDER THE HEALTH AND SAFETY AT WORK ACT ARE SATISFIED.
  6. ALL WORK IS TO BE CARRIED OUT IN COMPLIANCE WITH THE REQUIREMENTS OF THE STATUTORY AUTHORITIES AND CONSTRUCTION DESIGN AND MANAGEMENT REGULATIONS.
  7. DRAWING BASE RECEIVED FROM EMAPSITE. AECOM CANNOT GUARANTEE THEIR ACCURACY. CONTRACTOR TO SATISFY THEMSELVES AS TO THE ACCURACY OF SUCH INFORMATION.

**ISSUE/REVISION**

I/R	DATE	DESCRIPTION

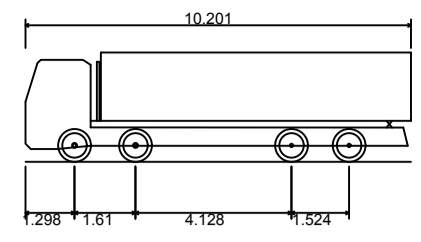
**KEY PLAN**

This drawing has been prepared for the use of AECOM's client. It may not be used, modified, reproduced or relied upon by third parties, except as agreed by AECOM or as required by law. AECOM accepts no responsibility, and denies any liability, whatsoever, to any party that uses or relies on this drawing without AECOM's express written consent. All measurements must be obtained from the stated dimensions.



ISO A1 594mm x 841mm

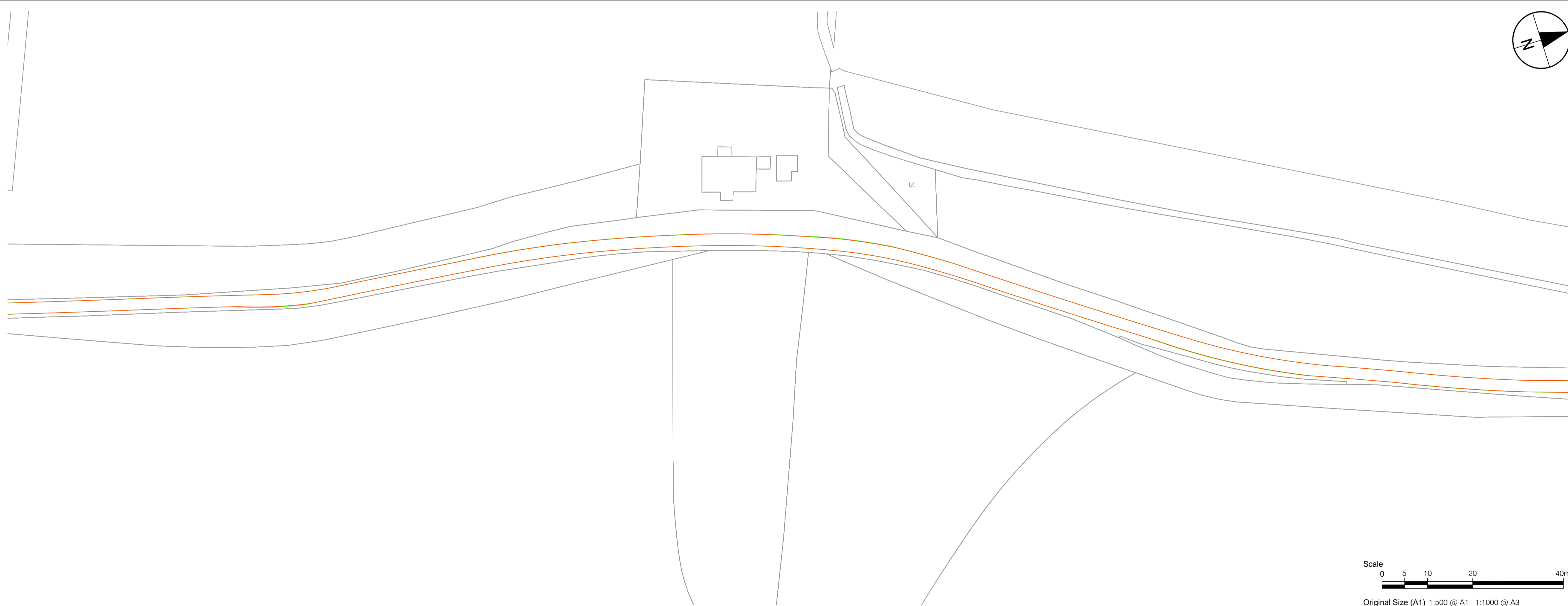
Project Management Initials: Designer: Checked: Approved:



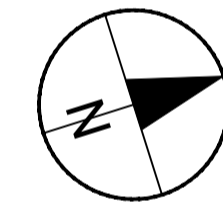
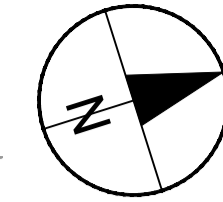
Large Tipper  
 Overall Length 10.201m  
 Overall Width 2.485m  
 Overall Body Height 2.890m  
 Min Body Ground Clearance 0.341m  
 Track Width 2.471m  
 Lock to lock time 6.00s  
 Kerb to Kerb Turning Radius 11.550m



**PINCH POINT 5**



**PINCH POINT 6**



This drawing has been prepared for the use of AECOM's client. It may not be used, modified, reproduced or relied upon by third parties, except as agreed by AECOM or as required by law. AECOM accepts no responsibility, and denies any liability, whatsoever, to any party that uses or relies on this drawing without AECOM's express written consent. All measurements must be obtained from the stated dimensions.



**PROJECT**  
 ILI PORTFOLIO EIA  
 RED JOHN PUMPED  
 STORAGE HYDRO

**CLIENT**  
 ILI (Highlands PSH)  
 Ltd.

**CONSULTANT**  
 AECOM  
 1 Tanfield  
 EDINBURGH, EH3 5DA  
 +44 (0) 131 301 8600 tel  
 +44 (0) 131 301 8699 fax  
 www.aecom.com

- NOTES**
- ALL WORKS TO BE EXECUTED IN ACCORDANCE WITH THE SPECIFICATION FOR HIGHWAY WORKS - THE MANUAL OF CONTRACT DOCUMENTS FOR HIGHWAY WORKS, DESIGN MANUAL FOR ROADS AND BRIDGES, TRAFFIC SIGNS MANUAL AND LOCAL COUNCIL GUIDELINES.
  - ALL DIMENSIONS ARE IN MILLIMETRES UNLESS STATED OTHERWISE. ALL LEVELS ARE IN METRES AND RELATE TO ORDNANCE DATUM.
  - DO NOT SCALE FROM ANY DRAWING. WORK TO FIGURED DIMENSIONS ONLY. ANY DISCREPANCIES IN DIMENSION ARE TO BE REFERRED TO THE DESIGNER BEFORE WORK IS PUT TO HAND.
  - ALL DIMENSIONS AND LEVELS ARE TO BE CHECKED ON SITE BY THE CONTRACTOR PRIOR TO PREPARING ANY WORKING DRAWINGS OR COMMENCING ON SITE.
  - ALL WORKS BY THE CONTRACTOR MUST BE CARRIED OUT IN SUCH A WAY THAT ALL REQUIREMENTS UNDER THE HEALTH AND SAFETY AT WORK ACT ARE SATISFIED.
  - ALL WORK IS TO BE CARRIED OUT IN COMPLIANCE WITH THE REQUIREMENTS OF THE STATUTORY AUTHORITIES AND CONSTRUCTION DESIGN AND MANAGEMENT REGULATIONS.
  - DRAWING BASE RECEIVED FROM EMAPSITE. AECOM CANNOT GUARANTEE THEIR ACCURACY. CONTRACTOR TO SATISFY THEMSELVES AS TO THE ACCURACY OF SUCH INFORMATION.

**ISSUE/REVISION**

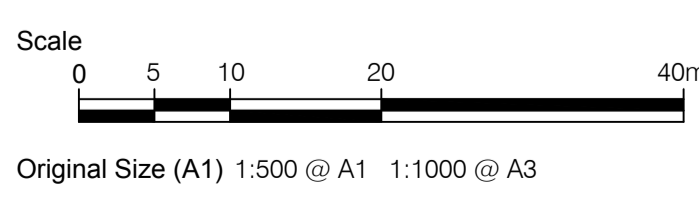
I/R	DATE	DESCRIPTION

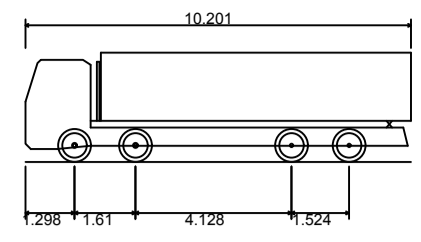
**KEY PLAN**

**PROJECT NUMBER**  
 60570241

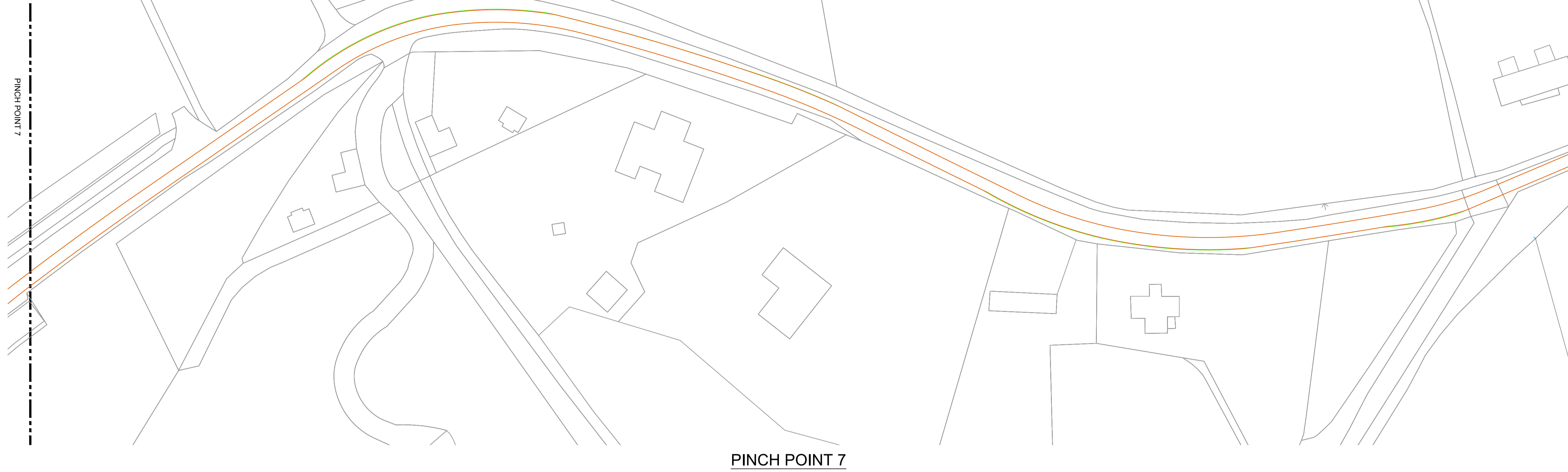
**SHEET TITLE**  
 B851 TO B862  
 SPA LARGE TIPPER  
 SHEET 5 OF 17

**SHEET NUMBER**  
 60570241-SKE-C-0257

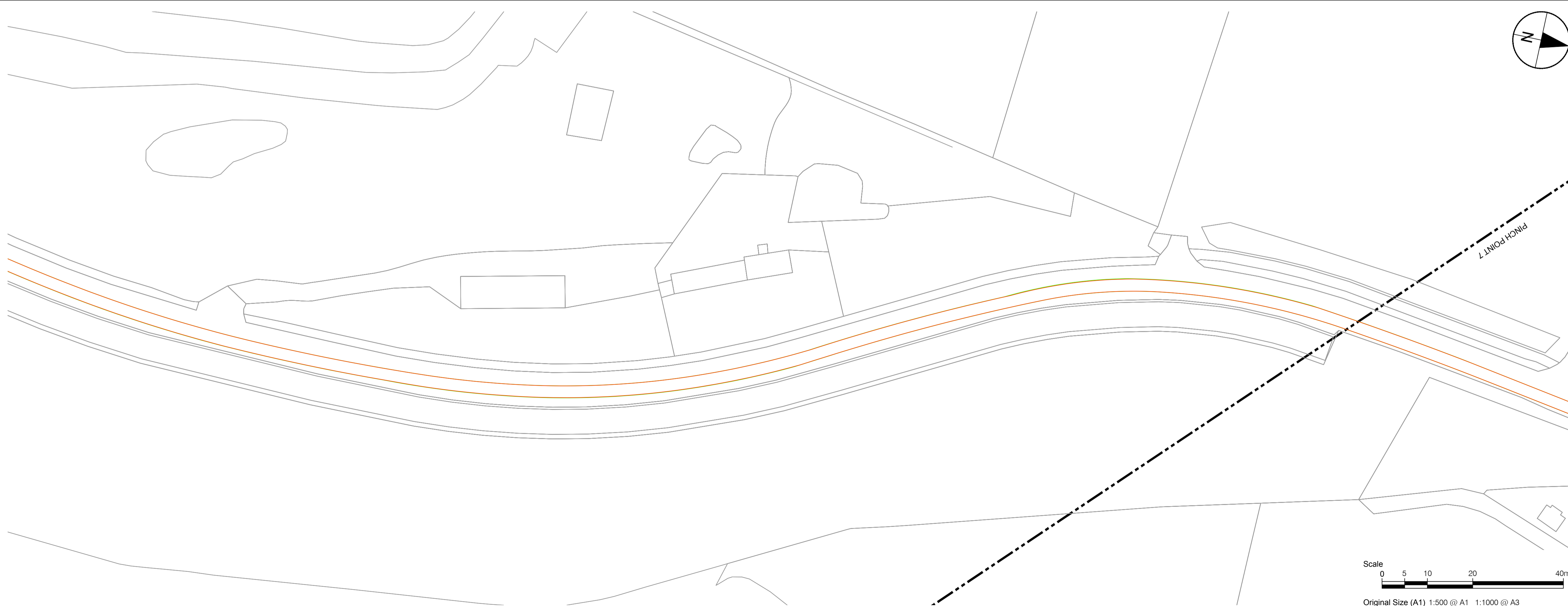




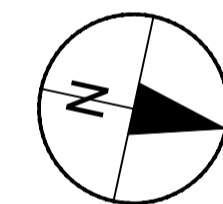
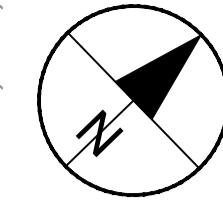
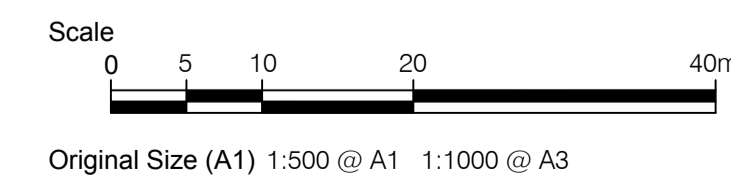
Large Tipper  
 Overall Length 10.201m  
 Overall Width 2.485m  
 Overall Body Height 2.890m  
 Min Body Ground Clearance 0.341m  
 Track Width 2.471m  
 Lock to lock time 6.00s  
 Kerb to Kerb Turning Radius 11.550m



PINCH POINT 7



PINCH POINT 7



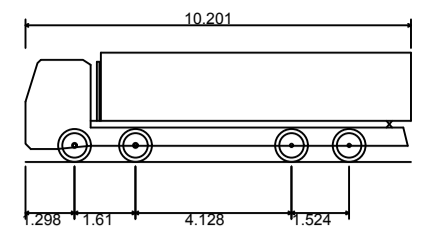
- NOTES**
1. ALL WORKS TO BE EXECUTED IN ACCORDANCE WITH THE SPECIFICATION FOR HIGHWAY WORKS - THE MANUAL OF CONTRACT DOCUMENTS FOR HIGHWAY WORKS, DESIGN MANUAL FOR ROADS AND BRIDGES, TRAFFIC SIGNS MANUAL AND LOCAL COUNCIL GUIDELINES.
  2. ALL DIMENSIONS ARE IN MILLIMETRES UNLESS STATED OTHERWISE. ALL LEVELS ARE IN METRES AND RELATE TO ORDNANCE DATUM.
  3. DO NOT SCALE FROM ANY DRAWING. WORK TO FIGURED DIMENSIONS ONLY. ANY DISCREPANCIES IN DIMENSION ARE TO BE REFERRED TO THE DESIGNER BEFORE WORK IS PUT TO HAND.
  4. ALL DIMENSIONS AND LEVELS ARE TO BE CHECKED ON SITE BY THE CONTRACTOR PRIOR TO PREPARING ANY WORKING DRAWINGS OR COMMENCING ON SITE.
  5. ALL WORKS BY THE CONTRACTOR MUST BE CARRIED OUT IN SUCH A WAY THAT ALL REQUIREMENTS UNDER THE HEALTH AND SAFETY AT WORK ACT ARE SATISFIED.
  6. ALL WORK IS TO BE CARRIED OUT IN COMPLIANCE WITH THE REQUIREMENTS OF THE STATUTORY AUTHORITIES AND CONSTRUCTION DESIGN AND MANAGEMENT REGULATIONS.
  7. DRAWING BASE RECEIVED FROM EMAPSITE. AECOM CANNOT GUARANTEE THEIR ACCURACY. CONTRACTOR TO SATISFY THEMSELVES AS TO THE ACCURACY OF SUCH INFORMATION.

**ISSUE/REVISION**

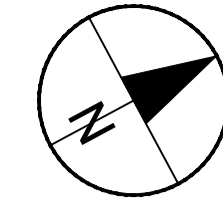
I/R	DATE	DESCRIPTION

**KEY PLAN**

This drawing has been prepared for the use of AECOM's client. It may not be used, modified, reproduced or relied upon by third parties, except as agreed by AECOM or as required by law. AECOM accepts no responsibility, and denies any liability, whatsoever, to any party that uses or relies on this drawing without AECOM's express written consent. All measurements must be obtained from the stated dimensions.



Large Tipper  
 Overall Length 10.201m  
 Overall Width 2.485m  
 Overall Body Height 2.890m  
 Min Body Ground Clearance 0.341m  
 Track Width 2.471m  
 Lock to lock time 6.00s  
 Kerb to Kerb Turning Radius 11.550m



- NOTES**
- ALL WORKS TO BE EXECUTED IN ACCORDANCE WITH THE SPECIFICATION FOR HIGHWAY WORKS - THE MANUAL OF CONTRACT DOCUMENTS FOR HIGHWAY WORKS, DESIGN MANUAL FOR ROADS AND BRIDGES, TRAFFIC SIGNS MANUAL AND LOCAL COUNCIL GUIDELINES.
  - ALL DIMENSIONS ARE IN MILLIMETRES UNLESS STATED OTHERWISE. ALL LEVELS ARE IN METRES AND RELATE TO ORDNANCE DATUM.
  - DO NOT SCALE FROM ANY DRAWING. WORK TO FIGURED DIMENSIONS ONLY. ANY DISCREPANCIES IN DIMENSION ARE TO BE REFERRED TO THE DESIGNER BEFORE WORK IS PUT TO HAND.
  - ALL DIMENSIONS AND LEVELS ARE TO BE CHECKED ON SITE BY THE CONTRACTOR PRIOR TO PREPARING ANY WORKING DRAWINGS OR COMMENCING ON SITE.
  - ALL WORKS BY THE CONTRACTOR MUST BE CARRIED OUT IN SUCH A WAY THAT ALL REQUIREMENTS UNDER THE HEALTH AND SAFETY AT WORK ACT ARE SATISFIED.
  - ALL WORK IS TO BE CARRIED OUT IN COMPLIANCE WITH THE REQUIREMENTS OF THE STATUTORY AUTHORITIES AND CONSTRUCTION DESIGN AND MANAGEMENT REGULATIONS.
  - DRAWING BASE RECEIVED FROM EMAPSITE. AECOM CANNOT GUARANTEE THEIR ACCURACY. CONTRACTOR TO SATISFY THEMSELVES AS TO THE ACCURACY OF SUCH INFORMATION.

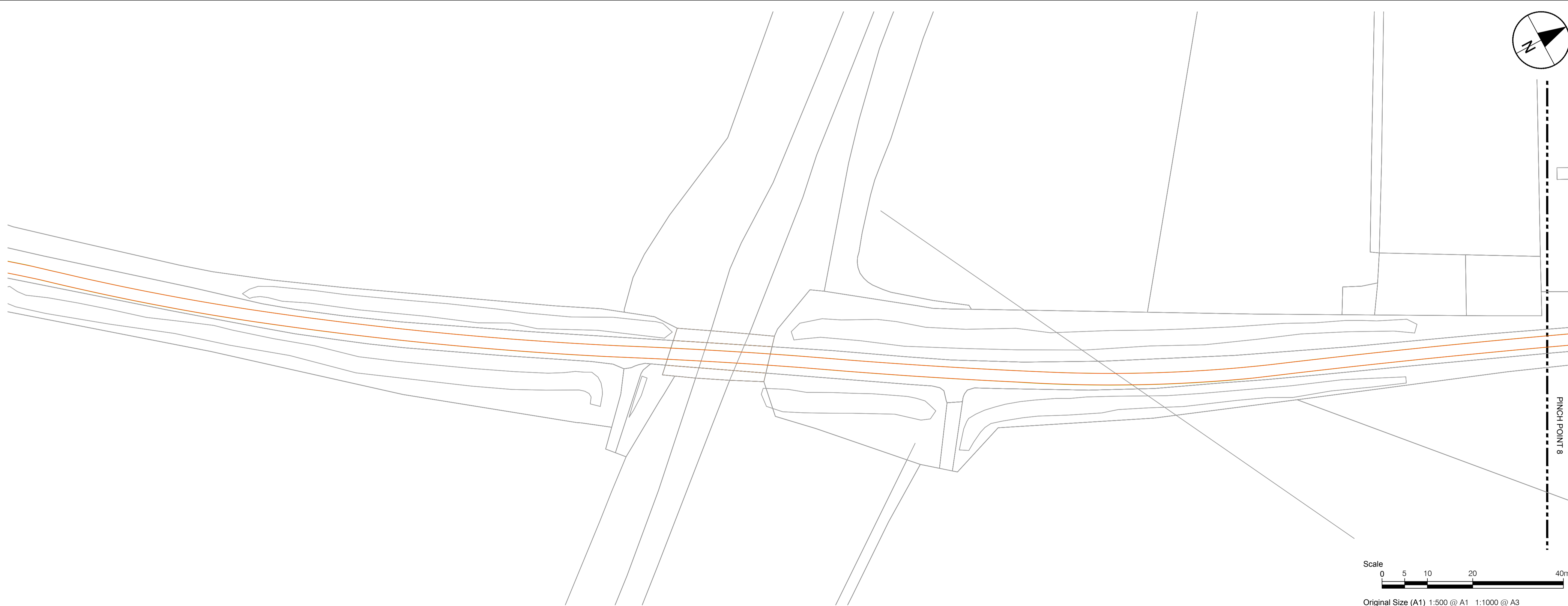
**ISSUE/REVISION**

I/R	DATE	DESCRIPTION

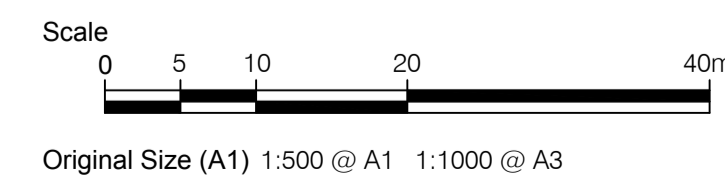
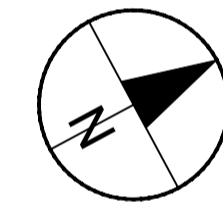
**KEY PLAN**



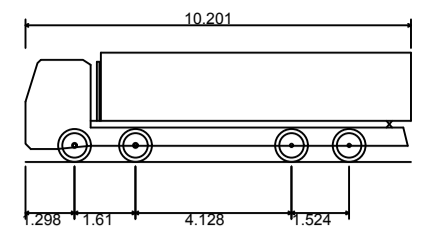
**PINCH POINT 8**



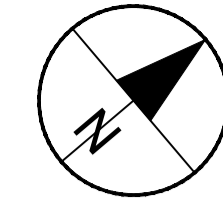
**PINCH POINT 8**



This drawing has been prepared for the use of AECOM's client. It may not be used, modified, reproduced or relied upon by third parties, except as agreed by AECOM or as required by law. AECOM accepts no responsibility, and denies any liability, whatsoever, to any party that uses or relies on this drawing without AECOM's express written consent. Do not scale this document. All measurements must be obtained from the stated dimensions.



Large Tipper  
 Overall Length 10.201m  
 Overall Width 2.485m  
 Overall Body Height 2.890m  
 Min Body Ground Clearance 0.341m  
 Track Width 2.471m  
 Lock to lock time 6.00s  
 Kerb to Kerb Turning Radius 11.550m

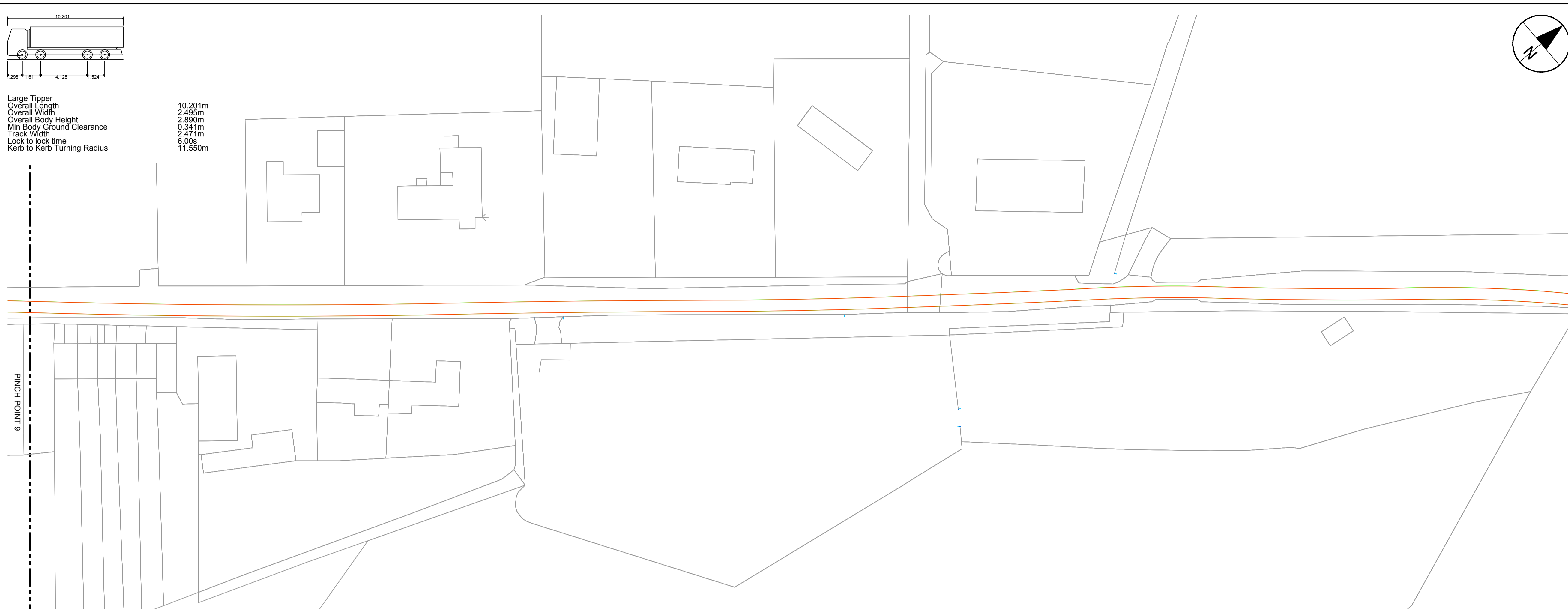


- NOTES**
- ALL WORKS TO BE EXECUTED IN ACCORDANCE WITH THE SPECIFICATION FOR HIGHWAY WORKS - THE MANUAL OF CONTRACT DOCUMENTS FOR HIGHWAY WORKS, DESIGN MANUAL FOR ROADS AND BRIDGES, TRAFFIC SIGNS MANUAL AND LOCAL COUNCIL GUIDELINES.
  - ALL DIMENSIONS ARE IN MILLIMETRES UNLESS STATED OTHERWISE. ALL LEVELS ARE IN METRES AND RELATE TO ORDNANCE DATUM.
  - DO NOT SCALE FROM ANY DRAWING. WORK TO FIGURED DIMENSIONS ONLY. ANY DISCREPANCIES IN DIMENSION ARE TO BE REFERRED TO THE DESIGNER BEFORE WORK IS PUT TO HAND.
  - ALL DIMENSIONS AND LEVELS ARE TO BE CHECKED ON SITE BY THE CONTRACTOR PRIOR TO PREPARING ANY WORKING DRAWINGS OR COMMENCING ON SITE.
  - ALL WORKS BY THE CONTRACTOR MUST BE CARRIED OUT IN SUCH A WAY THAT ALL REQUIREMENTS UNDER THE HEALTH AND SAFETY AT WORK ACT ARE SATISFIED.
  - ALL WORK IS TO BE CARRIED OUT IN COMPLIANCE WITH THE REQUIREMENTS OF THE STATUTORY AUTHORITIES AND CONSTRUCTION DESIGN AND MANAGEMENT REGULATIONS.
  - DRAWING BASE RECEIVED FROM EMAPSITE. AECOM CANNOT GUARANTEE THEIR ACCURACY. CONTRACTOR TO SATISFY THEMSELVES AS TO THE ACCURACY OF SUCH INFORMATION.

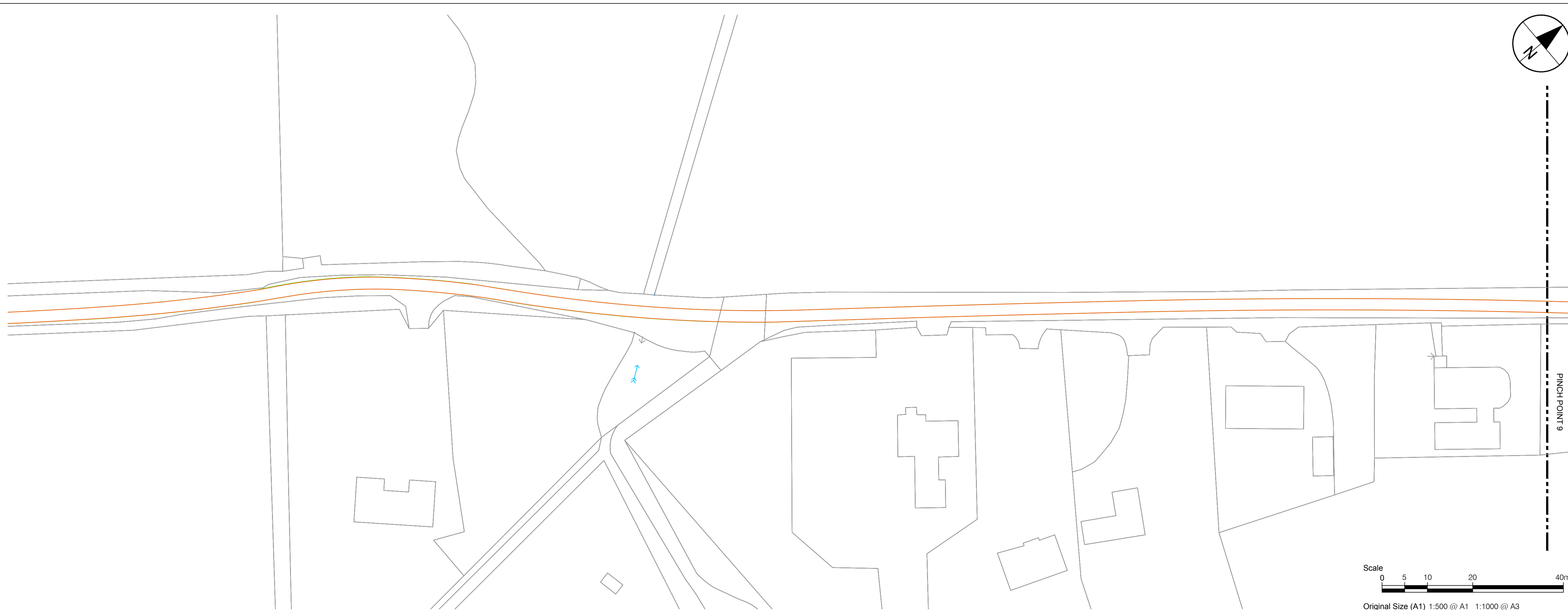
**ISSUE/REVISION**

I/R	DATE	DESCRIPTION

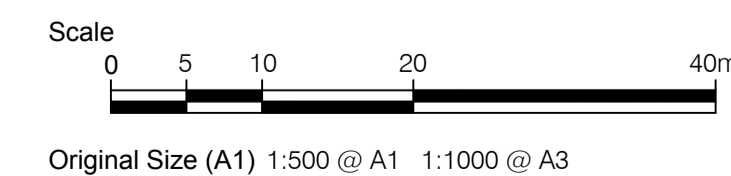
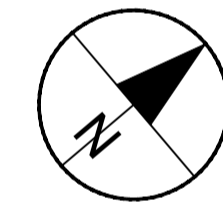
**KEY PLAN**



**PINCH POINT 9**

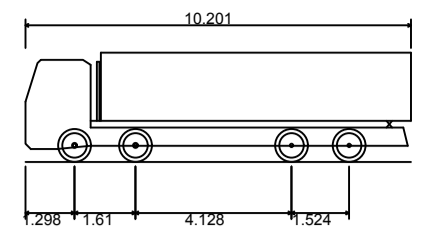


**PINCH POINT 9**

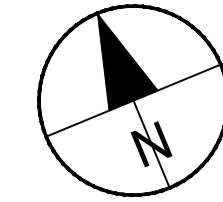


This drawing has been prepared for the use of AECOM's client. It may not be used, modified, reproduced or relied upon by third parties, except as agreed by AECOM or as required by law. AECOM accepts no responsibility, and denies any liability, whatsoever, to any party that uses or relies on this drawing without AECOM's express written consent. All measurements must be obtained from the stated dimensions.

ISO A1 594mm x 841mm  
 Approved: \_\_\_\_\_  
 Checked: \_\_\_\_\_  
 Designer: \_\_\_\_\_  
 Project Management Initials: \_\_\_\_\_



Large Tipper  
 Overall Length 10.201m  
 Overall Width 2.485m  
 Overall Body Height 2.890m  
 Min Body Ground Clearance 0.341m  
 Track Width 2.471m  
 Lock to lock time 6.00s  
 Kerb to Kerb Turning Radius 11.550m



# AECOM

**PROJECT**  
 ILI PORTFOLIO EIA  
 RED JOHN PUMPED  
 STORAGE HYDRO

**CLIENT**  
 ILI (Highlands PSH)  
 Ltd.

**CONSULTANT**  
 AECOM  
 1 Tanfield  
 EDINBURGH, EH3 5DA  
 +44 (0) 131 301 8600 tel  
 +44 (0) 131 301 8699 fax  
 www.aecom.com

- NOTES**
1. ALL WORKS TO BE EXECUTED IN ACCORDANCE WITH THE SPECIFICATION FOR HIGHWAY WORKS - THE MANUAL OF CONTRACT DOCUMENTS FOR HIGHWAY WORKS, DESIGN MANUAL FOR ROADS AND BRIDGES, TRAFFIC SIGNS MANUAL AND LOCAL COUNCIL GUIDELINES.
  2. ALL DIMENSIONS ARE IN MILLIMETRES UNLESS STATED OTHERWISE. ALL LEVELS ARE IN METRES AND RELATE TO ORDNANCE DATUM.
  3. DO NOT SCALE FROM ANY DRAWING. WORK TO FIGURED DIMENSIONS ONLY. ANY DISCREPANCIES IN DIMENSION ARE TO BE REFERRED TO THE DESIGNER BEFORE WORK IS PUT TO HAND.
  4. ALL DIMENSIONS AND LEVELS ARE TO BE CHECKED ON SITE BY THE CONTRACTOR PRIOR TO PREPARING ANY WORKING DRAWINGS OR COMMENCING ON SITE.
  5. ALL WORKS BY THE CONTRACTOR MUST BE CARRIED OUT IN SUCH A WAY THAT ALL REQUIREMENTS UNDER THE HEALTH AND SAFETY AT WORK ACT ARE SATISFIED.
  6. ALL WORK IS TO BE CARRIED OUT IN COMPLIANCE WITH THE REQUIREMENTS OF THE STATUTORY AUTHORITIES AND CONSTRUCTION DESIGN AND MANAGEMENT REGULATIONS.
  7. DRAWING BASE RECEIVED FROM EMAPSITE. AECOM CANNOT GUARANTEE THEIR ACCURACY. CONTRACTOR TO SATISFY THEMSELVES AS TO THE ACCURACY OF SUCH INFORMATION.

**ISSUE/REVISION**

I/R	DATE	DESCRIPTION

**KEY PLAN**

**PROJECT NUMBER**  
 60570241

**SHEET TITLE**  
 B851 TO B862  
 SPA LARGE TIPPER  
 SHEET 9 OF 17

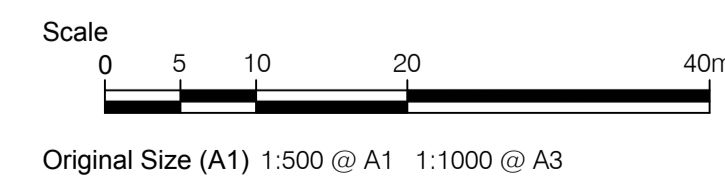
**SHEET NUMBER**  
 60570241-SKE-C-0261



**PINCH POINT 10**

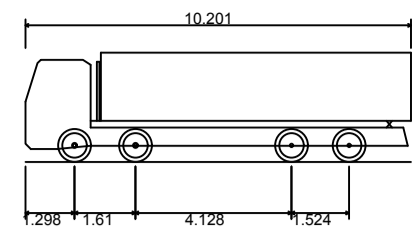


**PINCH POINT 10**

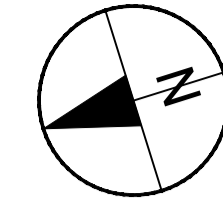


Filename: F:\PROJECTS\DEVELOPMENT - RED JOHN PSH EIA\03 EXECUTION\04 CAD\25-SKETCHES\60570241-SKE-C-0261\0289.DWG  
 Last saved by: SWANSONAJ Last Potted: 2016-10-11

This drawing has been prepared for the use of AECOM's client. It may not be used, modified, reproduced or relied upon by third parties, except as agreed by AECOM or as required by law. AECOM accepts no responsibility, and denies any liability, whatsoever, to any party that uses or relies on this drawing without AECOM's express written consent. All measurements must be obtained from the stated dimensions.



Large Tipper  
 Overall Length 10.201m  
 Overall Width 2.485m  
 Overall Body Height 2.890m  
 Min Body Ground Clearance 0.341m  
 Track Width 2.471m  
 Lock to lock time 6.00s  
 Kerb to Kerb Turning Radius 11.550m

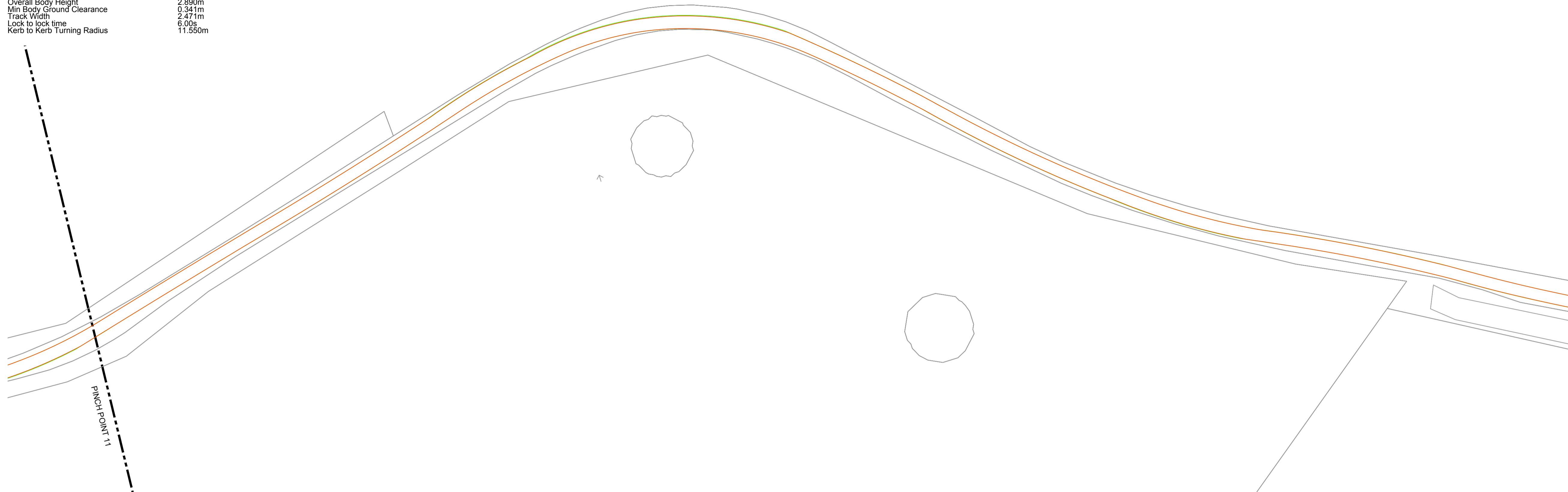


- NOTES**
1. ALL WORKS TO BE EXECUTED IN ACCORDANCE WITH THE SPECIFICATION FOR HIGHWAY WORKS - THE MANUAL OF CONTRACT DOCUMENTS FOR HIGHWAY WORKS, DESIGN MANUAL FOR ROADS AND BRIDGES, TRAFFIC SIGNS MANUAL AND LOCAL COUNCIL GUIDELINES.
  2. ALL DIMENSIONS ARE IN MILLIMETRES UNLESS STATED OTHERWISE. ALL LEVELS ARE IN METRES AND RELATE TO ORDNANCE DATUM.
  3. DO NOT SCALE FROM ANY DRAWING. WORK TO FIGURED DIMENSIONS ONLY. ANY DISCREPANCIES IN DIMENSION ARE TO BE REFERRED TO THE DESIGNER BEFORE WORK IS PUT TO HAND.
  4. ALL DIMENSIONS AND LEVELS ARE TO BE CHECKED ON SITE BY THE CONTRACTOR PRIOR TO PREPARING ANY WORKING DRAWINGS OR COMMENCING ON SITE.
  5. ALL WORKS BY THE CONTRACTOR MUST BE CARRIED OUT IN SUCH A WAY THAT ALL REQUIREMENTS UNDER THE HEALTH AND SAFETY AT WORK ACT ARE SATISFIED.
  6. ALL WORK IS TO BE CARRIED OUT IN COMPLIANCE WITH THE REQUIREMENTS OF THE STATUTORY AUTHORITIES AND CONSTRUCTION DESIGN AND MANAGEMENT REGULATIONS.
  7. DRAWING BASE RECEIVED FROM EMAPSITE. AECOM CANNOT GUARANTEE THEIR ACCURACY. CONTRACTOR TO SATISFY THEMSELVES AS TO THE ACCURACY OF SUCH INFORMATION.

**ISSUE/REVISION**

I/R	DATE	DESCRIPTION

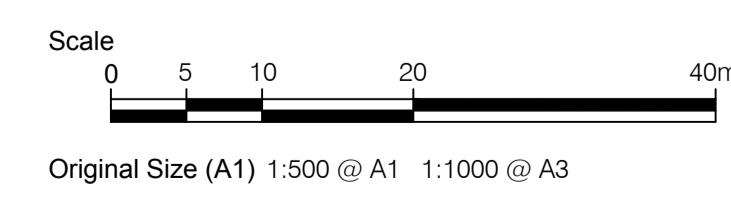
**KEY PLAN**



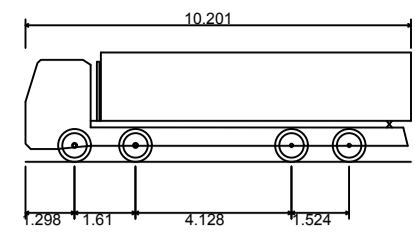
**PINCH POINT 11**



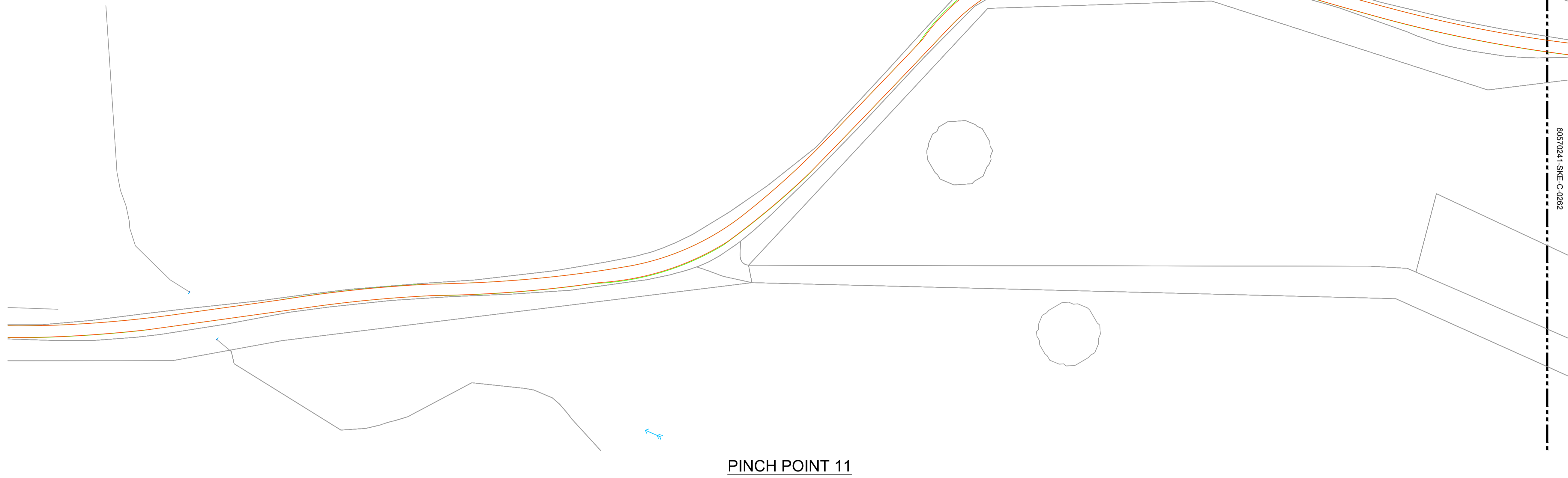
**PINCH POINT 11**



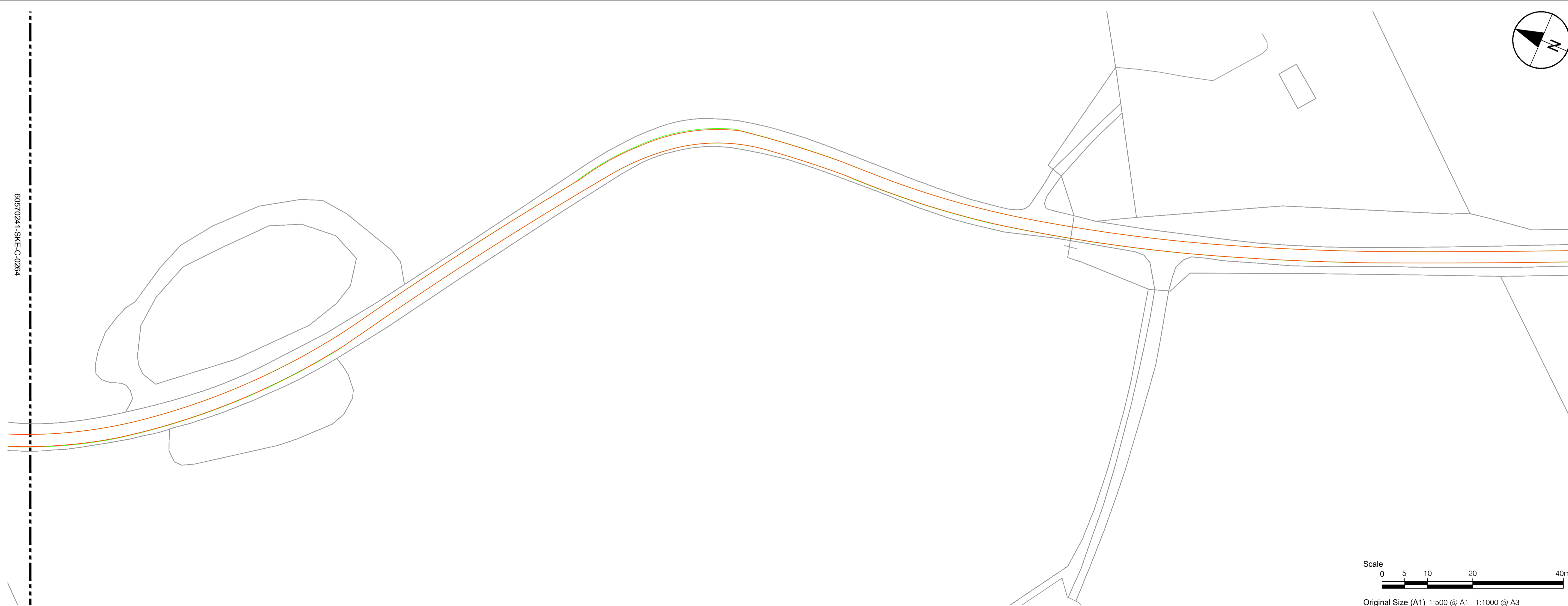
This drawing has been prepared for the use of AECOM's client. It may not be used, modified, reproduced or relied upon by third parties, except as agreed by AECOM or as required by law. AECOM accepts no responsibility, and denies any liability, whatsoever, to any party that uses or relies on this drawing without AECOM's express written consent. All measurements must be obtained from the stated dimensions.



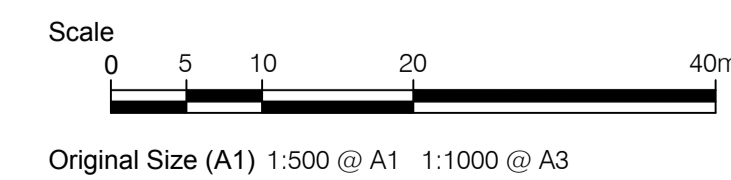
Large Tipper  
 Overall Length 10.201m  
 Overall Width 2.485m  
 Overall Body Height 2.890m  
 Min Body Ground Clearance 0.341m  
 Track Width 2.471m  
 Lock to lock time 6.00s  
 Kerb to Kerb Turning Radius 11.550m



**PINCH POINT 11**



**PINCH POINT 12**



**PROJECT**  
 ILI PORTFOLIO EIA  
 RED JOHN PUMPED  
 STORAGE HYDRO

**CLIENT**  
 ILI (Highlands PSH)  
 Ltd.

**CONSULTANT**  
 AECOM  
 1 Tanfield  
 EDINBURGH, EH3 5DA  
 +44 (0) 131 301 8600 tel  
 +44 (0) 131 301 8699 fax  
 www.aecom.com

- NOTES**
1. ALL WORKS TO BE EXECUTED IN ACCORDANCE WITH THE SPECIFICATION FOR HIGHWAY WORKS - THE MANUAL OF CONTRACT DOCUMENTS FOR HIGHWAY WORKS, DESIGN MANUAL FOR ROADS AND BRIDGES, TRAFFIC SIGNS MANUAL AND LOCAL COUNCIL GUIDELINES.
  2. ALL DIMENSIONS ARE IN MILLIMETRES UNLESS STATED OTHERWISE. ALL LEVELS ARE IN METRES AND RELATE TO ORDNANCE DATUM.
  3. DO NOT SCALE FROM ANY DRAWING. WORK TO FIGURED DIMENSIONS ONLY. ANY DISCREPANCIES IN DIMENSION ARE TO BE REFERRED TO THE DESIGNER BEFORE WORK IS PUT TO HAND.
  4. ALL DIMENSIONS AND LEVELS ARE TO BE CHECKED ON SITE BY THE CONTRACTOR PRIOR TO PREPARING ANY WORKING DRAWINGS OR COMMENCING ON SITE.
  5. ALL WORKS BY THE CONTRACTOR MUST BE CARRIED OUT IN SUCH A WAY THAT ALL REQUIREMENTS UNDER THE HEALTH AND SAFETY AT WORK ACT ARE SATISFIED.
  6. ALL WORK IS TO BE CARRIED OUT IN COMPLIANCE WITH THE REQUIREMENTS OF THE STATUTORY AUTHORITIES AND CONSTRUCTION DESIGN AND MANAGEMENT REGULATIONS.
  7. DRAWING BASE RECEIVED FROM EMAPSITE. AECOM CANNOT GUARANTEE THEIR ACCURACY. CONTRACTOR TO SATISFY THEMSELVES AS TO THE ACCURACY OF SUCH INFORMATION.

**ISSUE/REVISION**

I/R	DATE	DESCRIPTION

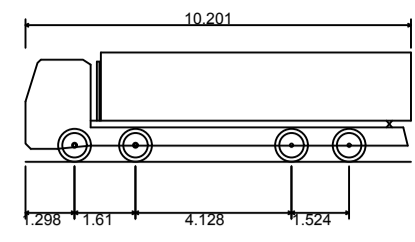
**KEY PLAN**

**PROJECT NUMBER**  
 60570241

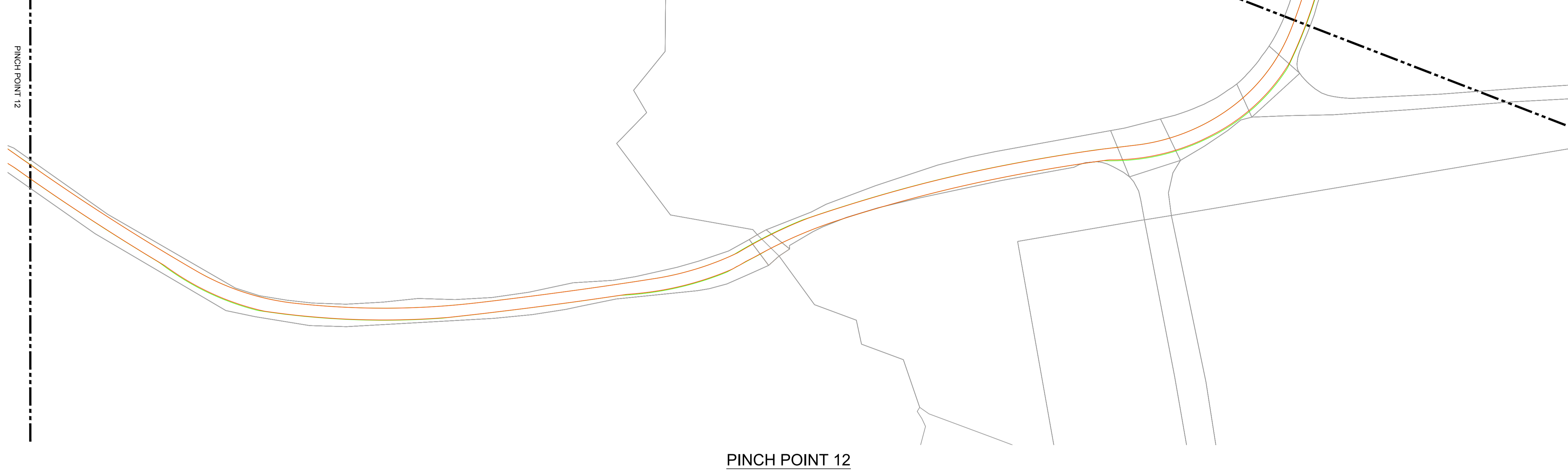
**SHEET TITLE**  
 B851 TO B862  
 SPA LARGE TIPPER  
 SHEET 11 OF 17

**SHEET NUMBER**  
 60570241-SKE-C-0263


This drawing has been prepared for the use of AECOM's client. It may not be used, modified, reproduced or relied upon by third parties, except as agreed by AECOM or as required by law. AECOM accepts no responsibility, and denies any liability, whatsoever, to any party that uses or relies on this drawing without AECOM's express written consent. All measurements must be obtained from the stated dimensions.



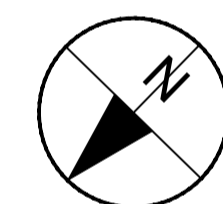
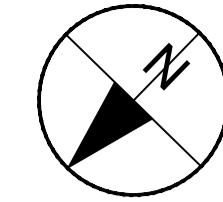
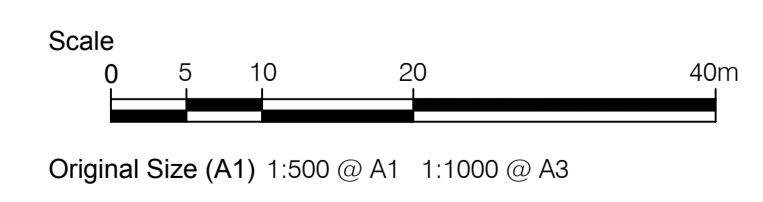
Large Tipper  
 Overall Length 10.201m  
 Overall Width 2.485m  
 Overall Body Height 2.890m  
 Min Body Ground Clearance 0.341m  
 Track Width 2.471m  
 Lock to lock time 6.00s  
 Kerb to Kerb Turning Radius 11.550m



PINCH POINT 12



PINCH POINT 12



**PROJECT**  
 ILI PORTFOLIO EIA  
 RED JOHN PUMPED  
 STORAGE HYDRO

**CLIENT**  
 ILI (Highlands PSH)  
 Ltd.

**CONSULTANT**  
 AECOM  
 1 Tanfield  
 EDINBURGH, EH3 5DA  
 +44 (0) 131 301 8600 tel  
 +44 (0) 131 301 8699 fax  
 www.aecom.com

- NOTES**
1. ALL WORKS TO BE EXECUTED IN ACCORDANCE WITH THE SPECIFICATION FOR HIGHWAY WORKS - THE MANUAL OF CONTRACT DOCUMENTS FOR HIGHWAY WORKS, DESIGN MANUAL FOR ROADS AND BRIDGES, TRAFFIC SIGNS MANUAL AND LOCAL COUNCIL GUIDELINES.
  2. ALL DIMENSIONS ARE IN MILLIMETRES UNLESS STATED OTHERWISE. ALL LEVELS ARE IN METRES AND RELATE TO ORDNANCE DATUM.
  3. DO NOT SCALE FROM ANY DRAWING. WORK TO FIGURED DIMENSIONS ONLY. ANY DISCREPANCIES IN DIMENSION ARE TO BE REFERRED TO THE DESIGNER BEFORE WORK IS PUT TO HAND.
  4. ALL DIMENSIONS AND LEVELS ARE TO BE CHECKED ON SITE BY THE CONTRACTOR PRIOR TO PREPARING ANY WORKING DRAWINGS OR COMMENCING ON SITE.
  5. ALL WORKS BY THE CONTRACTOR MUST BE CARRIED OUT IN SUCH A WAY THAT ALL REQUIREMENTS UNDER THE HEALTH AND SAFETY AT WORK ACT ARE SATISFIED.
  6. ALL WORK IS TO BE CARRIED OUT IN COMPLIANCE WITH THE REQUIREMENTS OF THE STATUTORY AUTHORITIES AND CONSTRUCTION DESIGN AND MANAGEMENT REGULATIONS.
  7. DRAWING BASE RECEIVED FROM EMAPSITE. AECOM CANNOT GUARANTEE THEIR ACCURACY. CONTRACTOR TO SATISFY THEMSELVES AS TO THE ACCURACY OF SUCH INFORMATION.

**ISSUE/REVISION**

I/R	DATE	DESCRIPTION

**KEY PLAN**

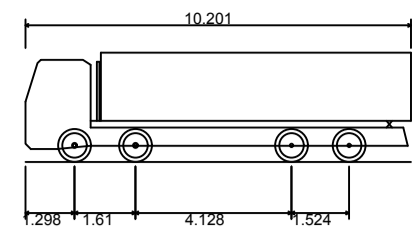
**PROJECT NUMBER**  
 60570241

**SHEET TITLE**  
 B851 TO B862  
 SPA LARGE TIPPER  
 SHEET 12 OF 17

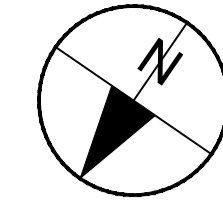
**SHEET NUMBER**  
 60570241-SKE-C-0264

This drawing has been prepared for the use of AECOM's client. It may not be used, modified, reproduced or relied upon by third parties, except as agreed by AECOM or as required by law. AECOM accepts no responsibility, and denies any liability, whatsoever, to any party that uses or relies on this drawing without AECOM's express written consent. All measurements must be obtained from the stated dimensions.





Large Tipper  
 Overall Length 10.201m  
 Overall Width 2.485m  
 Overall Body Height 2.890m  
 Min Body Ground Clearance 0.341m  
 Track Width 2.471m  
 Lock to lock time 6.00s  
 Kerb to Kerb Turning Radius 11.550m

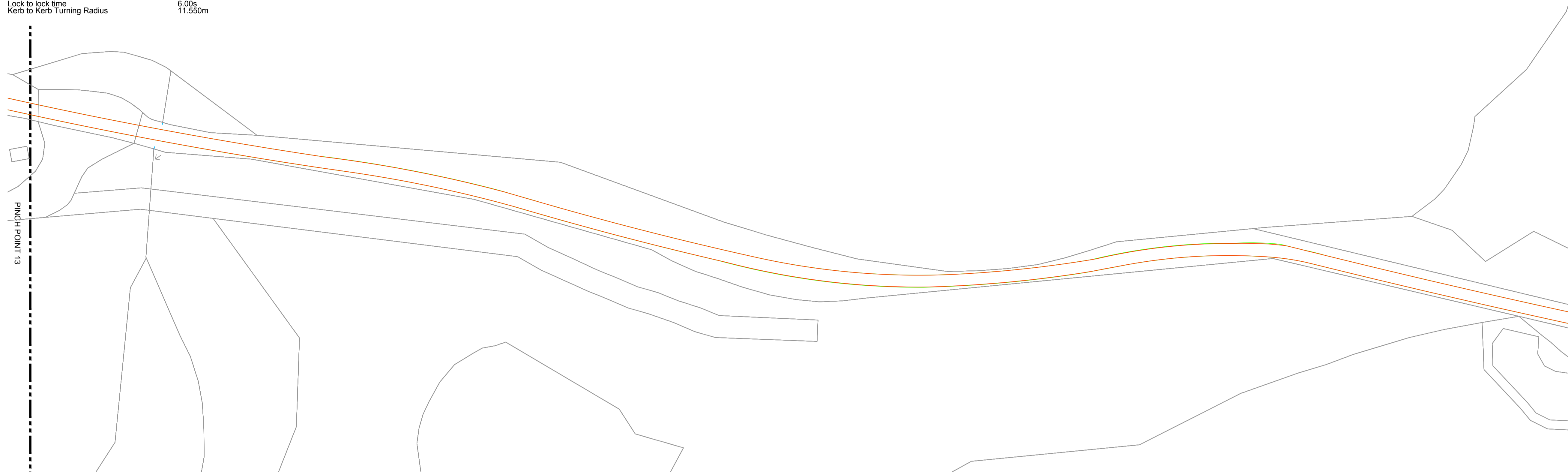


- NOTES**
1. ALL WORKS TO BE EXECUTED IN ACCORDANCE WITH THE SPECIFICATION FOR HIGHWAY WORKS - THE MANUAL OF CONTRACT DOCUMENTS FOR HIGHWAY WORKS, DESIGN MANUAL FOR ROADS AND BRIDGES, TRAFFIC SIGNS MANUAL AND LOCAL COUNCIL GUIDELINES.
  2. ALL DIMENSIONS ARE IN MILLIMETRES UNLESS STATED OTHERWISE. ALL LEVELS ARE IN METRES AND RELATE TO ORDNANCE DATUM.
  3. DO NOT SCALE FROM ANY DRAWING. WORK TO FIGURED DIMENSIONS ONLY. ANY DISCREPANCIES IN DIMENSION ARE TO BE REFERRED TO THE DESIGNER BEFORE WORK IS PUT TO HAND.
  4. ALL DIMENSIONS AND LEVELS ARE TO BE CHECKED ON SITE BY THE CONTRACTOR PRIOR TO PREPARING ANY WORKING DRAWINGS OR COMMENCING ON SITE.
  5. ALL WORKS BY THE CONTRACTOR MUST BE CARRIED OUT IN SUCH A WAY THAT ALL REQUIREMENTS UNDER THE HEALTH AND SAFETY AT WORK ACT ARE SATISFIED.
  6. ALL WORK IS TO BE CARRIED OUT IN COMPLIANCE WITH THE REQUIREMENTS OF THE STATUTORY AUTHORITIES AND CONSTRUCTION DESIGN AND MANAGEMENT REGULATIONS.
  7. DRAWING BASE RECEIVED FROM EMAPSITE. AECOM CANNOT GUARANTEE THEIR ACCURACY. CONTRACTOR TO SATISFY THEMSELVES AS TO THE ACCURACY OF SUCH INFORMATION.

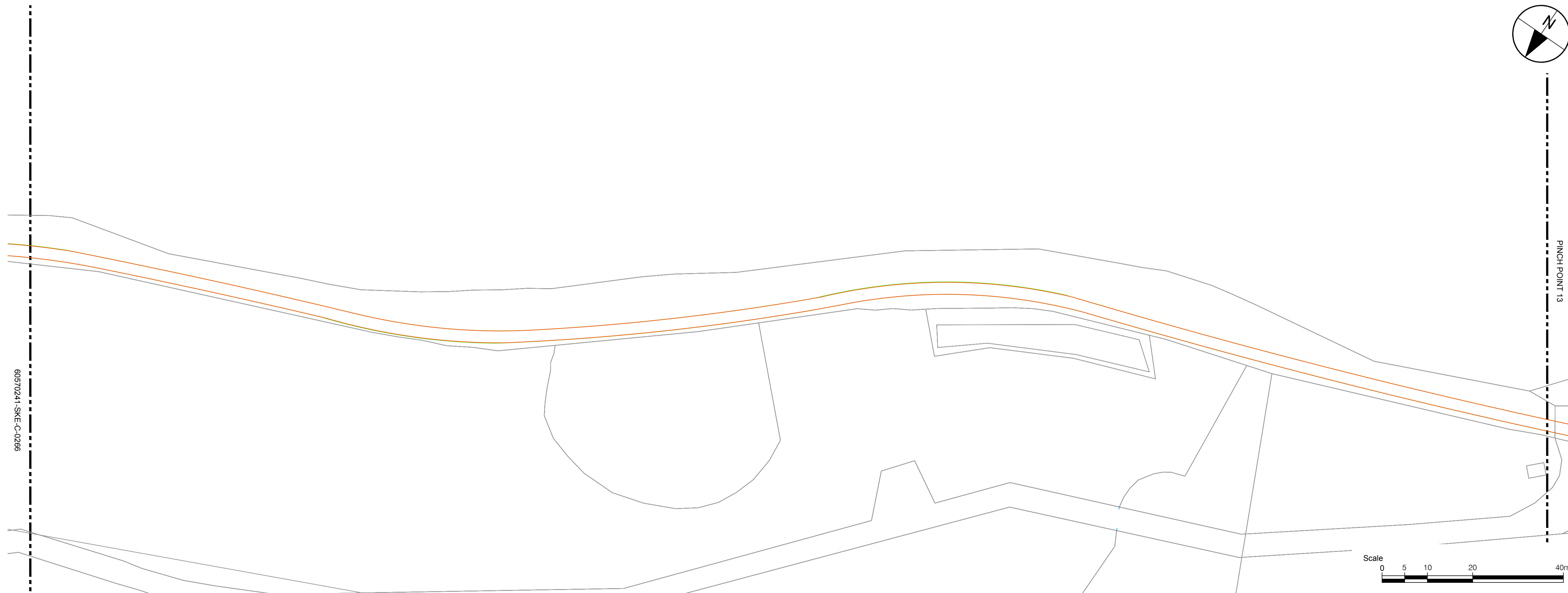
**ISSUE/REVISION**

I/R	DATE	DESCRIPTION

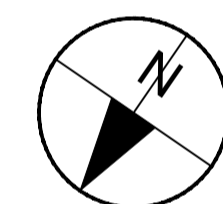
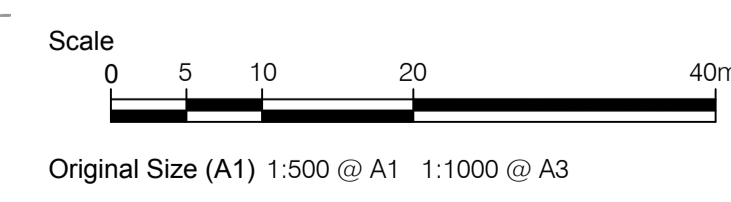
**KEY PLAN**



**PINCH POINT 13**



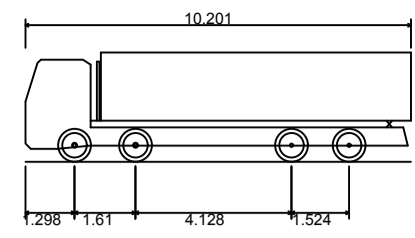
**PINCH POINT 13**



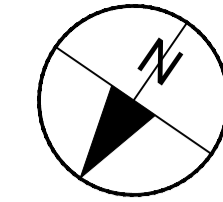
PINCH POINT 13

60570241-SKE-C-0266

This drawing has been prepared for the use of AECOM's client. It may not be used, modified, reproduced or relied upon by third parties, except as agreed by AECOM or as required by law. AECOM accepts no responsibility, and denies any liability, whatsoever, to any party that uses or relies on this drawing without AECOM's express written consent. All measurements must be obtained from the stated dimensions.



Large Tipper  
 Overall Length 10.201m  
 Overall Width 2.485m  
 Overall Body Height 2.890m  
 Min Body Ground Clearance 0.341m  
 Track Width 2.471m  
 Lock to lock time 6.00s  
 Kerb to Kerb Turning Radius 11.550m



- NOTES**
- ALL WORKS TO BE EXECUTED IN ACCORDANCE WITH THE SPECIFICATION FOR HIGHWAY WORKS - THE MANUAL OF CONTRACT DOCUMENTS FOR HIGHWAY WORKS, DESIGN MANUAL FOR ROADS AND BRIDGES, TRAFFIC SIGNS MANUAL AND LOCAL COUNCIL GUIDELINES.
  - ALL DIMENSIONS ARE IN MILLIMETRES UNLESS STATED OTHERWISE. ALL LEVELS ARE IN METRES AND RELATE TO ORDNANCE DATUM.
  - DO NOT SCALE FROM ANY DRAWING. WORK TO FIGURED DIMENSIONS ONLY. ANY DISCREPANCIES IN DIMENSION ARE TO BE REFERRED TO THE DESIGNER BEFORE WORK IS PUT TO HAND.
  - ALL DIMENSIONS AND LEVELS ARE TO BE CHECKED ON SITE BY THE CONTRACTOR PRIOR TO PREPARING ANY WORKING DRAWINGS OR COMMENCING ON SITE.
  - ALL WORKS BY THE CONTRACTOR MUST BE CARRIED OUT IN SUCH A WAY THAT ALL REQUIREMENTS UNDER THE HEALTH AND SAFETY AT WORK ACT ARE SATISFIED.
  - ALL WORK IS TO BE CARRIED OUT IN COMPLIANCE WITH THE REQUIREMENTS OF THE STATUTORY AUTHORITIES AND CONSTRUCTION DESIGN AND MANAGEMENT REGULATIONS.
  - DRAWING BASE RECEIVED FROM EMAPSITE. AECOM CANNOT GUARANTEE THEIR ACCURACY. CONTRACTOR TO SATISFY THEMSELVES AS TO THE ACCURACY OF SUCH INFORMATION.

**ISSUE/REVISION**

I/R	DATE	DESCRIPTION

**KEY PLAN**

**PROJECT NUMBER**

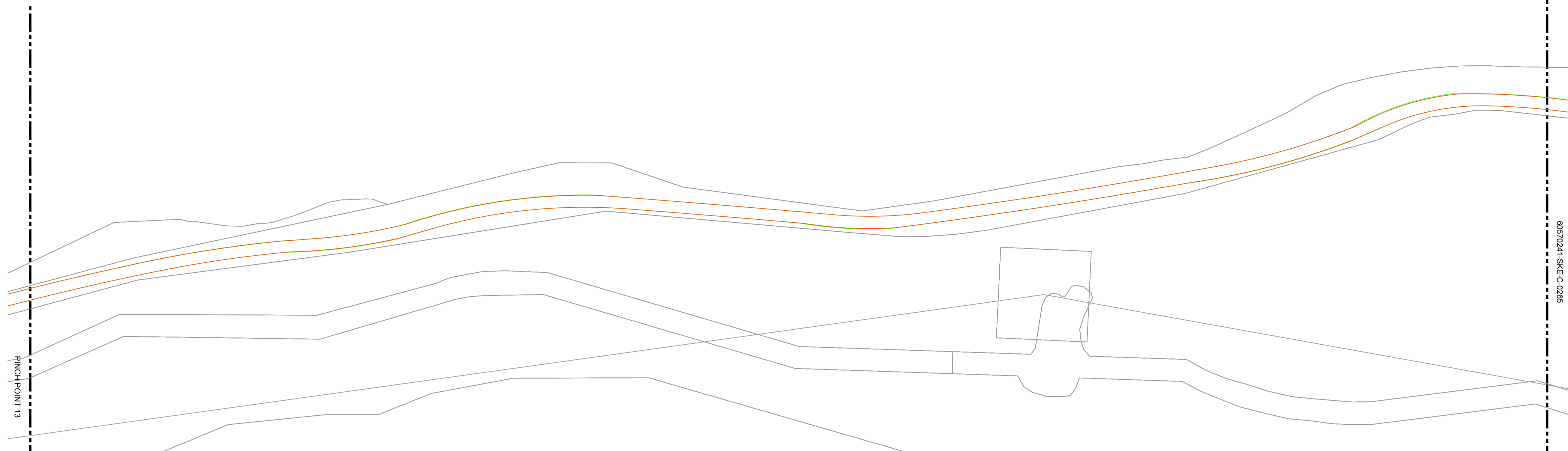
60570241

**SHEET TITLE**


B851 TO B862  
 SPA LARGE TIPPER  
 SHEET 14 OF 17

**SHEET NUMBER**

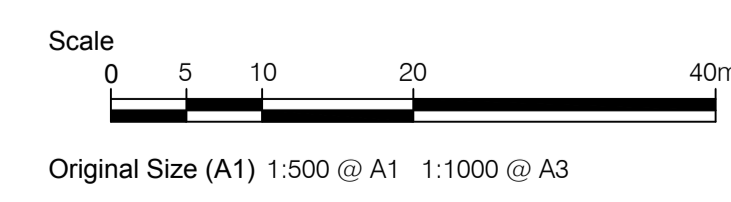
60570241-SKE-C-0266



PINCH POINT 13

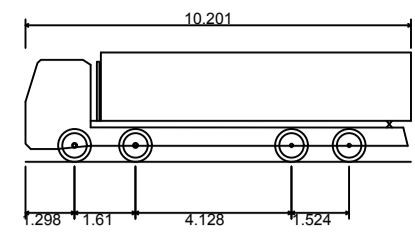


PINCH POINT 13

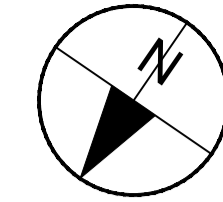


This drawing has been prepared for the use of AECOM's client. It may not be used, modified, reproduced or relied upon by third parties, except as agreed by AECOM or as required by law. AECOM accepts no responsibility, and denies any liability, whatsoever, to any party that uses or relies on this drawing without AECOM's express written consent. All measurements must be obtained from the stated dimensions.

ISO A1 594mm x 841mm  
 Approved: \_\_\_\_\_  
 Checked: \_\_\_\_\_  
 Designer: \_\_\_\_\_  
 Project Management Initials: \_\_\_\_\_



Large Tipper  
 Overall Length 10.201m  
 Overall Width 2.485m  
 Overall Body Height 2.890m  
 Min Body Ground Clearance 0.341m  
 Track Width 2.471m  
 Lock to lock time 6.00s  
 Kerb to Kerb Turning Radius 11.550m



**PROJECT**  
 ILI PORTFOLIO EIA  
 RED JOHN PUMPED  
 STORAGE HYDRO

**CLIENT**  
 ILI (Highlands PSH)  
 Ltd.

**CONSULTANT**  
 AECOM  
 1 Tanfield  
 EDINBURGH, EH3 5DA  
 +44 (0) 131 301 8600 tel  
 +44 (0) 131 301 8699 fax  
 www.aecom.com

- NOTES**
1. ALL WORKS TO BE EXECUTED IN ACCORDANCE WITH THE SPECIFICATION FOR HIGHWAY WORKS - THE MANUAL OF CONTRACT DOCUMENTS FOR HIGHWAY WORKS, DESIGN MANUAL FOR ROADS AND BRIDGES, TRAFFIC SIGNS MANUAL AND LOCAL COUNCIL GUIDELINES.
  2. ALL DIMENSIONS ARE IN MILLIMETRES UNLESS STATED OTHERWISE. ALL LEVELS ARE IN METRES AND RELATE TO ORDNANCE DATUM.
  3. DO NOT SCALE FROM ANY DRAWING. WORK TO FIGURED DIMENSIONS ONLY. ANY DISCREPANCIES IN DIMENSION ARE TO BE REFERRED TO THE DESIGNER BEFORE WORK IS PUT TO HAND.
  4. ALL DIMENSIONS AND LEVELS ARE TO BE CHECKED ON SITE BY THE CONTRACTOR PRIOR TO PREPARING ANY WORKING DRAWINGS OR COMMENCING ON SITE.
  5. ALL WORKS BY THE CONTRACTOR MUST BE CARRIED OUT IN SUCH A WAY THAT ALL REQUIREMENTS UNDER THE HEALTH AND SAFETY AT WORK ACT ARE SATISFIED.
  6. ALL WORK IS TO BE CARRIED OUT IN COMPLIANCE WITH THE REQUIREMENTS OF THE STATUTORY AUTHORITIES AND CONSTRUCTION DESIGN AND MANAGEMENT REGULATIONS.
  7. DRAWING BASE RECEIVED FROM EMAPSITE. AECOM CANNOT GUARANTEE THEIR ACCURACY. CONTRACTOR TO SATISFY THEMSELVES AS TO THE ACCURACY OF SUCH INFORMATION.

**ISSUE/REVISION**


I/R	DATE	DESCRIPTION

**KEY PLAN**

**PROJECT NUMBER**  
 60570241

**SHEET TITLE**  
 B851 TO B862  
 SPA LARGE TIPPER  
 SHEET 15 OF 17

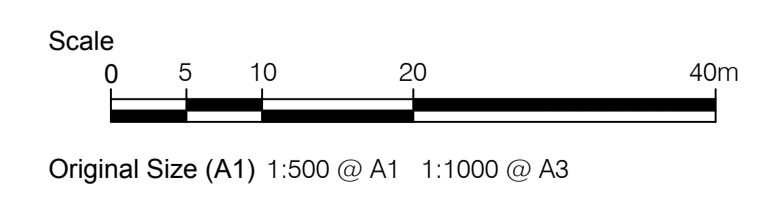
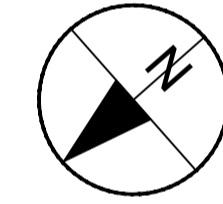
**SHEET NUMBER**  
 60570241-SKE-C-0267



**PINCH POINT 13**

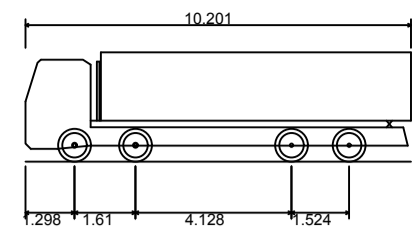


**PINCH POINT 14**

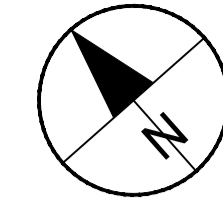


Filename: F:\PROJECTS\DEVELOPMENT - RED JOHN PSH EIA\03 EXECUTION\04 CAD\25-SKETCHES\60570241-SKE-C-0267\0268.DWG  
 Last saved by: SWANSONAJ Last Potted: 2016-10-11

This drawing has been prepared for the use of AECOM's client. It may not be used, modified, reproduced or relied upon by third parties, except as agreed by AECOM or as required by law. AECOM accepts no responsibility, and denies any liability, whatsoever, to any party that uses or relies on this drawing without AECOM's express written consent. Do not scale this document. All measurements must be obtained from the stated dimensions.



Large Tipper  
 Overall Length 10.201m  
 Overall Width 2.495m  
 Overall Body Height 2.890m  
 Min Body Ground Clearance 0.341m  
 Track Width 2.471m  
 Lock to lock time 6.00s  
 Kerb to Kerb Turning Radius 11.550m



60570241-SKE-C-0267

**PROJECT**

ILI PORTFOLIO EIA  
 RED JOHN PUMPED  
 STORAGE HYDRO

**CLIENT**

ILI (Highlands PSH)  
 Ltd.

**CONSULTANT**

AECOM  
 1 Tanfield  
 EDINBURGH, EH3 5DA  
 +44 (0) 131 301 8600 tel  
 +44 (0) 131 301 8699 fax  
 www.aecom.com

**NOTES**

- ALL WORKS TO BE EXECUTED IN ACCORDANCE WITH THE SPECIFICATION FOR HIGHWAY WORKS - THE MANUAL OF CONTRACT DOCUMENTS FOR HIGHWAY WORKS, DESIGN MANUAL FOR ROADS AND BRIDGES, TRAFFIC SIGNS MANUAL AND LOCAL COUNCIL GUIDELINES.
- ALL DIMENSIONS ARE IN MILLIMETRES UNLESS STATED OTHERWISE. ALL LEVELS ARE IN METRES AND RELATE TO ORDNANCE DATUM.
- DO NOT SCALE FROM ANY DRAWING. WORK TO FIGURED DIMENSIONS ONLY. ANY DISCREPANCIES IN DIMENSION ARE TO BE REFERRED TO THE DESIGNER BEFORE WORK IS PUT TO HAND.
- ALL DIMENSIONS AND LEVELS ARE TO BE CHECKED ON SITE BY THE CONTRACTOR PRIOR TO PREPARING ANY WORKING DRAWINGS OR COMMENCING ON SITE.
- ALL WORKS BY THE CONTRACTOR MUST BE CARRIED OUT IN SUCH A WAY THAT ALL REQUIREMENTS UNDER THE HEALTH AND SAFETY AT WORK ACT ARE SATISFIED.
- ALL WORK IS TO BE CARRIED OUT IN COMPLIANCE WITH THE REQUIREMENTS OF THE STATUTORY AUTHORITIES AND CONSTRUCTION DESIGN AND MANAGEMENT REGULATIONS.
- DRAWING BASE RECEIVED FROM EMAPSITE. AECOM CANNOT GUARANTEE THEIR ACCURACY. CONTRACTOR TO SATISFY THEMSELVES AS TO THE ACCURACY OF SUCH INFORMATION.

**ISSUE/REVISION**

I/R	DATE	DESCRIPTION

**KEY PLAN**

**PROJECT NUMBER**

60570241

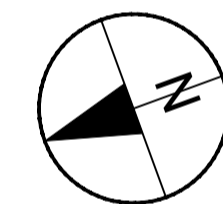
**SHEET TITLE**

B851 TO B862  
 SPA LARGE TIPPER  
 SHEET 16 OF 17

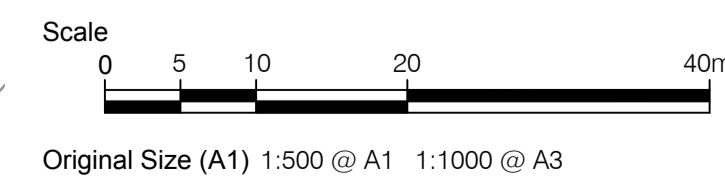
**SHEET NUMBER**

60570241-SKE-C-0268

**PINCH POINT 14**

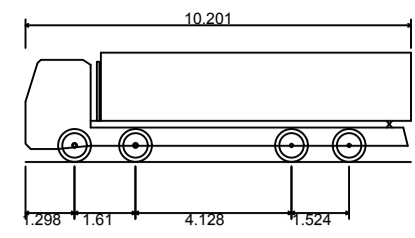


**PINCH POINT 15**

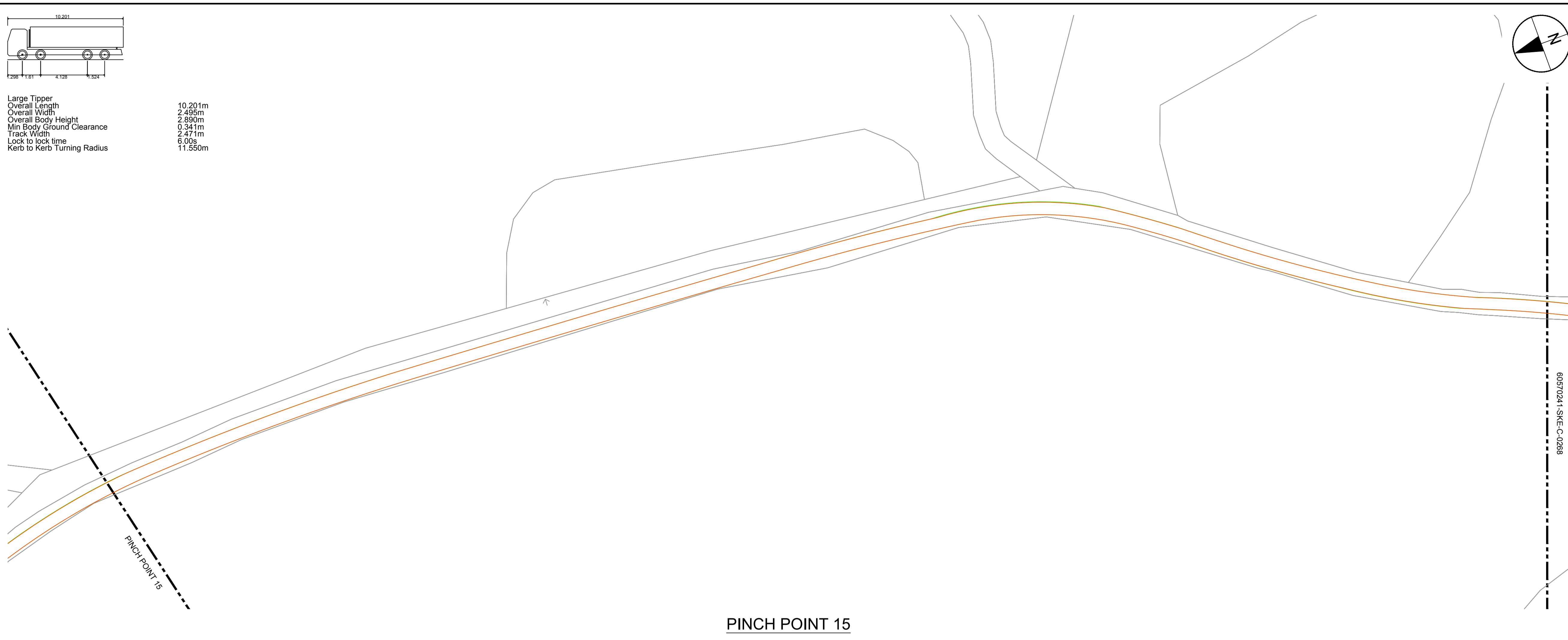


This drawing has been prepared for the use of AECOM's client. It may not be used, modified, reproduced or relied upon by third parties, except as agreed by AECOM or as required by law. AECOM accepts no responsibility, and denies any liability, whatsoever, to any party that uses or relies on this drawing without AECOM's express written consent. Do not scale this document. All measurements must be obtained from the stated dimensions.

ISO A1 594mm x 841mm  
 Approved: \_\_\_\_\_  
 Checked: \_\_\_\_\_  
 Designer: \_\_\_\_\_  
 Project Management Initials: \_\_\_\_\_

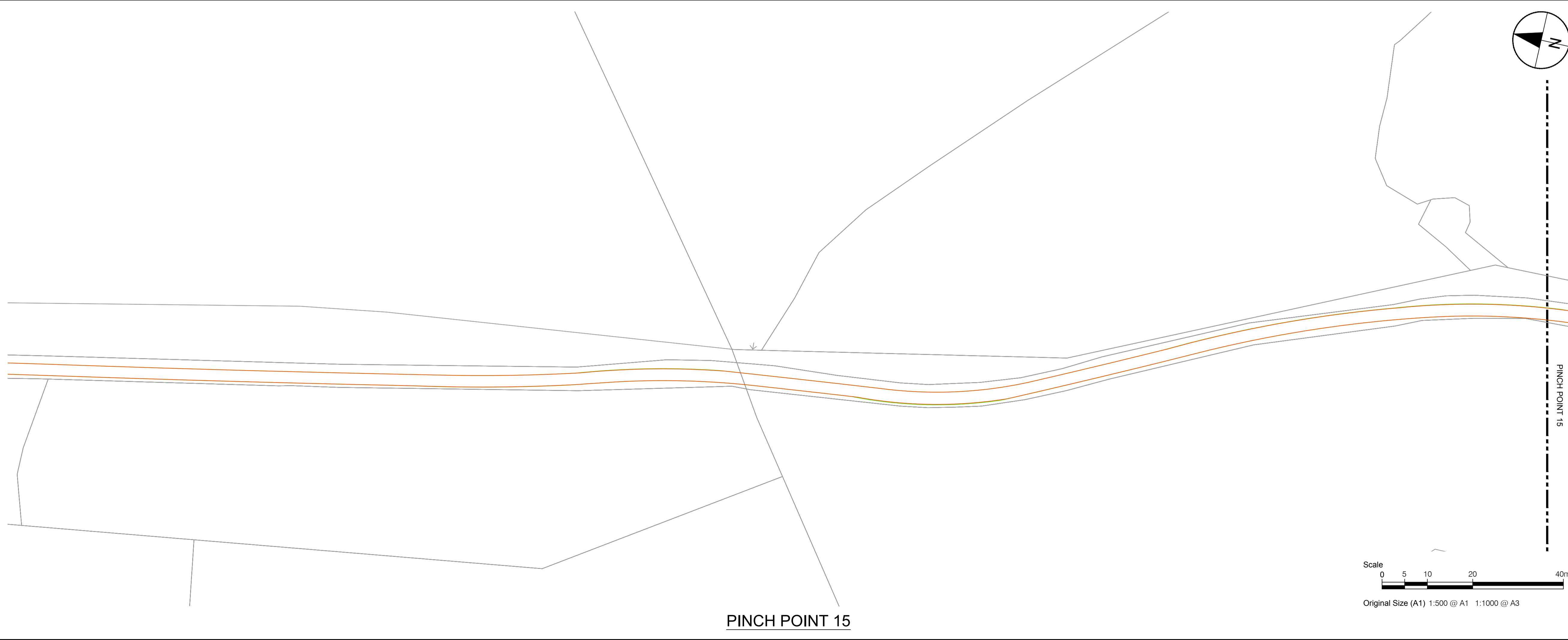
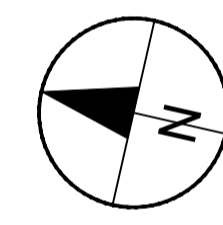


Large Tipper  
 Overall Length 10.201m  
 Overall Width 2.485m  
 Overall Body Height 2.890m  
 Min Body Ground Clearance 0.341m  
 Track Width 2.471m  
 Lock to lock time 6.00s  
 Kerb to Kerb Turning Radius 11.550m



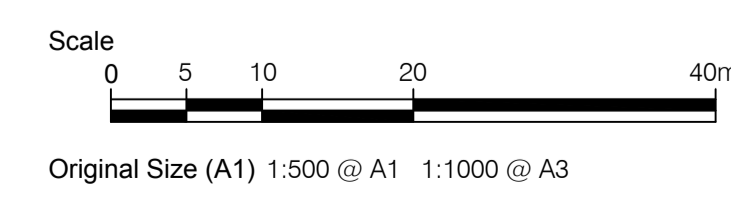
**PINCH POINT 15**

60570241-SKE-C-0268



**PINCH POINT 15**

PINCH POINT 15



**PROJECT**  
 ILI PORTFOLIO EIA  
 RED JOHN PUMPED  
 STORAGE HYDRO

**CLIENT**  
 ILI (Highlands PSH)  
 Ltd.

**CONSULTANT**  
 AECOM  
 1 Tanfield  
 EDINBURGH, EH3 5DA  
 +44 (0) 131 301 8600 tel  
 +44 (0) 131 301 8699 fax  
 www.aecom.com

- NOTES**
1. ALL WORKS TO BE EXECUTED IN ACCORDANCE WITH THE SPECIFICATION FOR HIGHWAY WORKS - THE MANUAL OF CONTRACT DOCUMENTS FOR HIGHWAY WORKS, DESIGN MANUAL FOR ROADS AND BRIDGES, TRAFFIC SIGNS MANUAL AND LOCAL COUNCIL GUIDELINES.
  2. ALL DIMENSIONS ARE IN MILLIMETRES UNLESS STATED OTHERWISE. ALL LEVELS ARE IN METRES AND RELATE TO ORDNANCE DATUM.
  3. DO NOT SCALE FROM ANY DRAWING. WORK TO FIGURED DIMENSIONS ONLY. ANY DISCREPANCIES IN DIMENSION ARE TO BE REFERRED TO THE DESIGNER BEFORE WORK IS PUT TO HAND.
  4. ALL DIMENSIONS AND LEVELS ARE TO BE CHECKED ON SITE BY THE CONTRACTOR PRIOR TO PREPARING ANY WORKING DRAWINGS OR COMMENCING ON SITE.
  5. ALL WORKS BY THE CONTRACTOR MUST BE CARRIED OUT IN SUCH A WAY THAT ALL REQUIREMENTS UNDER THE HEALTH AND SAFETY AT WORK ACT ARE SATISFIED.
  6. ALL WORK IS TO BE CARRIED OUT IN COMPLIANCE WITH THE REQUIREMENTS OF THE STATUTORY AUTHORITIES AND CONSTRUCTION DESIGN AND MANAGEMENT REGULATIONS.
  7. DRAWING BASE RECEIVED FROM EMAPSITE. AECOM CANNOT GUARANTEE THEIR ACCURACY. CONTRACTOR TO SATISFY THEMSELVES AS TO THE ACCURACY OF SUCH INFORMATION.

**ISSUE/REVISION**

I/R	DATE	DESCRIPTION

**KEY PLAN**

**PROJECT NUMBER**  
 60570241

**SHEET TITLE**  
 B851 TO B862  
 SPA LARGE TIPPER  
 SHEET 17 OF 17

**SHEET NUMBER**  
 60570241-SKE-C-0269

Filename: F:\PROJECTS\DEVELOPMENT - RED JOHN PSH EIA\03 EXECUTION\04 CAD\25-SKETCHES\60570241-SKE-C-0268\0268.DWG  
 Last saved by: SWANSONAJ Last Potted: 2016-10-11

This drawing has been prepared for the use of AECOM's client. It may not be used, modified, reproduced or relied upon by third parties, except as agreed by AECOM or as required by law. AECOM accepts no responsibility, and denies any liability, whatsoever, to any party that uses or relies on this drawing without AECOM's express written consent. All measurements must be obtained from the stated dimensions.

